

# DB

ÍNDICE GENERAL  
General index

Racores Automáticos  
Racores Semirápidos  
Racores Compresión  
Racores Push Lock  
Racores Roscados  
Racores con Función Neumática  
Válvulas de Esfera  
Electroválvulas  
Depósitos de Acero Inoxidable  
Elementos de Estanqueidad  
Manómetros y Vacuómetros  
Pistolas de Soplado e Infladores  
Accesorios para Tubo  
Tubería

Push-in fittings  
Push-on fittings  
Compression fittings  
Push Lock fittings  
Threaded fittings  
Function fittings  
Valve ball  
Solenoid valve  
Tanks  
Sealing elements  
Pressure gauges  
Tyre-Inflating & air gun  
Accessories for tubes  
Tubes

### RACORES AUTOMÁTICOS - PUSH-IN FITTINGS

#### RACORES AUTOMÁTICOS TERMOPLÁSTICOS - Plastic Push-in Fittings

 <b>IMOPC</b> Pág. 4	 <b>IMOPC-G</b> Pág. 4	 <b>IMOPOC</b> Pág. 5	 <b>IMOPOC-M</b> Pág. 5	 <b>IMOPCF</b> Pág. 5	 <b>IMOPMF</b> Pág. 6	 <b>IMOPMM</b> Pág. 6	 <b>IMOPLM</b> Pág. 6
 <b>IMOPLS</b> Pág. 7	 <b>IMOPLS-G</b> Pág. 7	 <b>IMOPL</b> Pág. 8	 <b>IMOPL-G</b> Pág. 8	 <b>IMOPLL</b> Pág. 9	 <b>IMOPLF</b> Pág. 9	 <b>IMOPL45-G</b> Pág. 10	 <b>IMOPH</b> Pág. 10
 <b>IMOPH-G</b> Pág. 11	 <b>IMOPHF</b> Pág. 11	 <b>IMOPT</b> Pág. 11	 <b>IMOPT-G</b> Pág. 12	 <b>IMOPST</b> Pág. 12	 <b>IMOPST-G</b> Pág. 13	 <b>IMOPWT</b> Pág. 13	 <b>IMOPKD</b> Pág. 14
 <b>IMOPKD-G</b> Pág. 14	 <b>IMOPUC</b> Pág. 14	 <b>IMOPG</b> Pág. 14	 <b>IMOPUL</b> Pág. 15	 <b>IMOPUT</b> Pág. 15	 <b>IMOPGT</b> Pág. 15	 <b>IMOPY</b> Pág. 15	 <b>IMOPW</b> Pág. 15
 <b>IMOPZA</b> Pág. 16	 <b>IMOPK</b> Pág. 16	 <b>IMOPKG</b> Pág. 16	 <b>IMOPKJ</b> Pág. 16	 <b>IMOPLJ</b> Pág. 16	 <b>IMOPLGJ</b> Pág. 17	 <b>IMOPYJ</b> Pág. 17	 <b>IMOPWJ</b> Pág. 17
 <b>IMOPGJ</b> Pág. 17	 <b>IMOPIJ</b> Pág. 17	 <b>IMOPIG</b> Pág. 18	 <b>IMOPP</b> Pág. 18	 <b>IMOPPF</b> Pág. 18	 <b>IMOPUCPRD</b> Pág. 18	 <b>IMOPCV</b> Pág. 18	

**RACORES AUTOMÁTICOS EN LATÓN NIQUELADO - Brass Push-in Fittings**

 <b>IMOTC</b> Pág. 20	 <b>IMOTCF</b> Pág. 20	 <b>IMOTL</b> Pág. 21	 <b>IMOTLF</b> Pág. 21	 <b>IMOTT</b> Pág. 21	 <b>IMOTST</b> Pág. 22	 <b>IMOTGJ</b> Pág. 22	 <b>IMOTUC</b> Pág. 22
 <b>IMOTG</b> Pág. 23	 <b>IMOTMM</b> Pág. 23	 <b>IMOTUL</b> Pág. 23	 <b>IMOTUT</b> Pág. 23	 <b>IMOTY</b> Pág. 24	 <b>IMOTA</b> Pág. 24	 <b>IMOTIJ</b> Pág. 24	 <b>IMOTP</b> Pág. 25
 <b>IMOTZA</b> Pág. 25							

**RACOR AUTOMÁTICO DE ENGRASE CENTRALIZADO - Centralized Lubrication Push-in Fittings**

 <b>IMOTEC</b> Pág. 27	 <b>IMOTEL</b> Pág. 27	 <b>IMOTELG</b> Pág. 27	 <b>IMOTEU</b> Pág. 27
--	---	--	---






**RACORES AUTOMÁTICOS PARA NEBULIZACIÓN - Misting push-in fittings**

 <b>IMONBC</b> Pág. 28	 <b>IMONBUC</b> Pág. 28	 <b>IMONBUL</b> Pág. 29	 <b>IMONBP</b> Pág. 29	 <b>IMONBPB</b> Pág. 29	 <b>IMONB</b> Pág. 29
--	--	--	---	--	---

### RACORES AUTOMATICOS INOX AISI 316 - Inox. AISI 316 Push-in Fittings

 <b>IMOSXC</b> Pág. 32	 <b>IMOSXC-G</b> Pág. 32	 <b>IMOSXL</b> Pág. 33	 <b>IMOSXL-G</b> Pág. 33	 <b>IMOSXME</b> Pág. 33	 <b>IMOSXT</b> Pág. 34	 <b>IMOSXT-G</b> Pág. 34	 <b>IMOSXST</b> Pág. 34
 <b>IMOSXMM</b> Pág. 35	 <b>IMOSXUC</b> Pág. 35	 <b>IMOSXUL</b> Pág. 35	 <b>IMOSXUT</b> Pág. 35	 <b>IMOSXGJ</b> Pág. 36	 <b>IMOSXTA</b> Pág. 36		

### RACORES AUTOMATICOS INOX XVR AISI 316 - Inox. XVR AISI 316 Push-in Fittings

 <b>IMOXVRC-R</b> Pág. 38	 <b>IMOXVRC-G</b> Pág. 38	 <b>IMOXVROC</b> Pág. 38	 <b>IMOXVRL-R</b> Pág. 39	 <b>IMOXVRL-G</b> Pág. 39	 <b>IMOXVRUC</b> Pág. 39	 <b>IMOXVRUL</b> Pág. 40	 <b>IMOXVRUT</b> Pág. 40
---	---	--	---	---	--	--	--

### RACORES AUTOMÁTICOS USO ALIMENTARIO DE ALTAS PRESTACIONES MÉTRICO - Plastic High Performance Push-in Fittings Metric

 <b>HPC-B</b> Pág. 42	 <b>HPC-G-B</b> Pág. 42	 <b>HCF-G-B</b> Pág. 42	 <b>HPL-B</b> Pág. 43	 <b>HMM-B</b> Pág. 43	 <b>HGJ-B</b> Pág. 43	 <b>HCJ-B</b> Pág. 44	 <b>HCJ-G-B</b> Pág. 44
 <b>HLJ-B</b> Pág. 44	 <b>HCB-B</b> Pág. 45	 <b>HUC-B</b> Pág. 45	 <b>HUL-B</b> Pág. 45	 <b>HUT-B</b> Pág. 46	 <b>HUY-B</b> Pág. 46	 <b>HCJB-B</b> Pág. 46	 <b>HLJB-B</b> Pág. 46
 <b>HPP-B</b> Pág. 47	 <b>HPF-B</b> Pág. 47	 <b>HZA-B</b> Pág. 47	 <b>HRPL-B</b> Pág. 47	 <b>HRPL-G-B</b> Pág. 48	 <b>HRPT-B</b> Pág. 48	 <b>HRPT-G-B</b> Pág. 48	 <b>HRST-B</b> Pág. 49

 <b>HRWT-B</b> Pág. 49	 <b>HRWT-G-B</b> Pág. 49	 <b>HPC-W</b> Pág. 50	 <b>HPC-G-W</b> Pág. 50	 <b>HCF-G-W</b> Pág. 50	 <b>HMM-W</b> Pág. 51	 <b>HPL-R-W</b> Pág. 51	 <b>HRPL-R-W</b> Pág. 51
 <b>HRPL-G-W</b> Pág. 51	 <b>HRPT-R-W</b> Pág. 51	 <b>HRPT-G-W</b> Pág. 52	 <b>HRST-R-W</b> Pág. 52	 <b>HRST-G-W</b> Pág. 52	 <b>HRWT-R-W</b> Pág. 52	 <b>HRWT-G-W</b> Pág. 52	 <b>HCJ-R-W</b> Pág. 53
 <b>HCJ-G-W</b> Pág. 53	 <b>HUC-W</b> Pág. 53	 <b>HUL-W</b> Pág. 54	 <b>HUT-W</b> Pág. 54	 <b>HUY-W</b> Pág. 54	 <b>HZA-W</b> Pág. 54	 <b>HPF-W</b> Pág. 55	 <b>HPP-W</b> Pág. 55
 <b>HGJ-W</b> Pág. 55	 <b>HLJ-W</b> Pág. 55	 <b>HCBB-W</b> Pág. 56	 <b>HCP</b> Pág. 56	 <b>HUFF</b> Pág. 56	 <b>HCVU</b> Pág. 56	 <b>HBVU</b> Pág. 56	

**RACORES AUTOMÁTICOS USO ALIMENTARIO DE ALTAS PRESTACIONES PULGADAS**  
- Plastic High Performance Push-in Fittings Pulgadas

 <b>HPC</b> Pág. 58	 <b>HPC-R</b> Pág. 58	 <b>HPC-G</b> Pág. 58	 <b>HCF</b> Pág. 59	 <b>HCF-G</b> Pág. 59	 <b>HPL</b> Pág. 59	 <b>HMM</b> Pág. 60	 <b>HCJ</b> Pág. 60
 <b>HGJ</b> Pág. 60	 <b>HLJ</b> Pág. 60	 <b>HUC</b> Pág. 61	 <b>HUL</b> Pág. 61	 <b>HUT</b> Pág. 61	 <b>HUY</b> Pág. 62	 <b>HCJB</b> Pág. 62	 <b>HLJB</b> Pág. 62





### RACORES SEMIRÁPIDOS - PUSH-ON FITTINGS


#### RACORES SEMIRÁPIDOS RESINA ACETALICA - Acetal Resin Push-on Fittings



#### RACORES SEMIRÁPIDOS EN POLIPROPILENO - Polypropylene Resin Push-on Fittings



**RACORES SEMIRÁPIDOS EN PVDF - PVDF Push-on Fittings**

							
<b>IMOPVRH</b> Pág. 72	<b>IMOPVRM</b> Pág. 72	<b>IMOPVRU</b> Pág. 72	<b>IMOPVRCH</b> Pág. 72	<b>IMOPVRCC</b> Pág. 73	<b>IMOPVRCM</b> Pág. 73	<b>IMOPVRTC</b> Pág. 73	<b>IMOPVRTL</b> Pág. 73
							
<b>IMOPVRT</b> Pág. 74	<b>IMOTUBPVR</b> Pág. 74						

**RACORES SEMIRÁPIDOS EN LATÓN NIQUELADO - Brass Push-on Fittings**

							
<b>IMORRCH</b> Pág. 75	<b>IMORRC</b> Pág. 76	<b>IMORRC-M</b> Pág. 76	<b>IMORO-G</b> Pág. 76	<b>IMORU</b> Pág. 76	<b>IMORP</b> Pág. 77	<b>IMORCH</b> Pág. 77	<b>IMORC</b> Pág. 77
							
<b>IMORCM</b> Pág. 77	<b>IMORCMK</b> Pág. 78	<b>IMORZ</b> Pág. 78	<b>IMORTC</b> Pág. 78	<b>IMORTC-G</b> Pág. 78	<b>IMORTL</b> Pág. 79	<b>IMORT</b> Pág. 79	<b>IMORTUBI</b> Pág. 79

**RACORES SEMIRÁPIDOS DE ACERO AISI 316 - INOX AISI 316 PUSH-ON FITTINGS**

							
<b>IMORRCX</b> Pág. 80	<b>IMORRC-GX</b> Pág. 80	<b>IMORCMX</b> Pág. 81	<b>IMORCMKX</b> Pág. 81	<b>IMORCMK-GX</b> Pág. 81	<b>IMORTCX</b> Pág. 81	<b>IMORTCKX</b> Pág. 81	<b>IMORTCK-GX</b> Pág. 82
							
<b>IMOTLX</b> Pág. 82	<b>IMORCX</b> Pág. 82	<b>IMORTX</b> Pág. 82	<b>TMM</b> Pág. 82				

### RACORES DE COMPRESIÓN - COMPRESSION FITTINGS

#### RACORES BICONO EN LATÓN NIQUELADO DIN 3870 - 3861 - Brass DIN 3870 - 3861 Compression Fittings

 <b>IMOBRC</b> Pág. 84	 <b>IMOBL</b> Pág. 85	 <b>IMOBLH</b> Pág. 85	 <b>IMOBT</b> Pág. 85	 <b>IMOBST</b> Pág. 86	 <b>IMOBUC</b> Pág. 86	 <b>IMOBMM</b> Pág. 86	 <b>IMOBUL</b> Pág. 86
 <b>IMOBUT</b> Pág. 87	 <b>IMOBRCF</b> Pág. 87	 <b>IMOTUBI</b> Pág. 87	 <b>BICONO</b> Pág. 87	 <b>REFBI</b> Pág. 88			

#### RACOR BICONO ACERO INOXIDABLE DIN 2353 - DIN 2353 Compression Fittings AISI 316

 <b>IMOBRC-X</b> Pág. 89	 <b>IMOBRC-G-X</b> Pág. 90	 <b>IMOBL-X</b> Pág. 90	 <b>IMOBT-X</b> Pág. 90	 <b>IMOBUC-X</b> Pág. 91	 <b>IMOBMM-X</b> Pág. 91	 <b>IMOBUL-X</b> Pág. 91	 <b>IMOBUT-X</b> Pág. 91
 <b>IMOBZ-X</b> Pág. 92	 <b>IMOTUBI-X</b> Pág. 92	 <b>BICONO-X</b> Pág. 92	 <b>REFBI-X</b> Pág. 92				

### RACORES PUSH LOCK - PUSH LOCK FITTINGS

#### RACOR PUSH LOCK - Push Lock Fittings

 <b>3470TR</b> Pág. 94	 <b>3471TR</b> Pág. 94	 <b>3472TR</b> Pág. 95	 <b>3474TR</b> Pág. 95	 <b>3467TR</b> Pág. 95	 <b>3468TR</b> Pág. 95
---	---	---	---	---	---



**RACORES ROSCADOS Y ACCESORIOS - STANDARD FITTINGS**

**RACORES ROSCADOS Y ACCESORIOS DE LATÓN NIQUELADO - Brass Standard Fittings**

 <b>IMO-M-E</b> Pág. 98	 <b>IMO-MJ-E</b> Pág. 99	 <b>IMO-MR-E</b> Pág. 99	 <b>IMO-H-E</b> Pág. 99	 <b>CODO-M-E</b> Pág. 100	 <b>CODO-M-EL</b> Pág. 100	 <b>CODO120-M-E</b> Pág. 100	 <b>IMO-M-M-C</b> Pág. 101
 <b>IMO-M-M</b> Pág. 101	 <b>IMO-M-M-3P</b> Pág. 101	 <b>IMO-M-H-C</b> Pág. 102	 <b>IMO-M-H</b> Pág. 102	 <b>IMO-H-H</b> Pág. 103	 <b>IMO-MH-L</b> Pág. 103	 <b>IMOC-M-H</b> Pág. 103	 <b>IMOC-MC-H</b> Pág. 103
 <b>TAP-CIL-M</b> Pág. 104	 <b>IMOTC-M</b> Pág. 104	 <b>IMOTCJ-M</b> Pág. 104	 <b>TAP-CIL-H</b> Pág. 104	 <b>TAP-CON-M</b> Pág. 104	 <b>CODO-H</b> Pág. 105	 <b>CODO-HM</b> Pág. 105	 <b>CODO-M</b> Pág. 105
 <b>CRUZ-H</b> Pág. 105	 <b>CRUZ-HM</b> Pág. 105	 <b>T-H</b> Pág. 106	 <b>T-H-L</b> Pág. 106	 <b>T-M</b> Pág. 106	 <b>T-H-C</b> Pág. 106	 <b>T-M-C</b> Pág. 106	 <b>T-M-L</b> Pág. 107
 <b>Y-M</b> Pág. 107	 <b>Y-H</b> Pág. 107	 <b>IMO-MM</b> Pág. 107	 <b>PURGA</b> Pág. 108	 <b>ROTULA</b> Pág. 108	 <b>IMO-M-H</b> Pág. 108	 <b>IMO-M-H-G</b> Pág. 108	

**RACORES ESPIGA DE NAYLON - Brass Standard Fittings**

 <b>IMONIH-E</b> Pág. 109	 <b>IMONYM-E</b> Pág. 110	 <b>IMONYE</b> Pág. 110	 <b>CODONYM-E</b> Pág. 111	 <b>CODONYE</b> Pág. 111	 <b>CODONYE-E</b> Pág. 111	 <b>TNY-MC-E</b> Pág. 112	 <b>TNYE</b> Pág. 112
---	--	--	---	---	---	--	--

 <b>TNYE-E</b> Pág. 112	 <b>IMONYE-E</b> Pág. 1113	 <b>YNYE</b> Pág. 113	 <b>IMONYH-E-2P</b> Pág. 113	 <b>IMONY-M</b> Pág. 114	 <b>IMONYM-M</b> Pág. 114	 <b>CODONY-M</b> Pág. 114	 <b>CODONYM-M</b> Pág. 114
 <b>IMONYH-H</b> Pág. 115	 <b>IMONY-H</b> Pág. 115	 <b>IMONYH-H</b> Pág. 115	 <b>TNY-M</b> Pág. 116	 <b>IMONYM-H</b> Pág. 116	 <b>IMOTCNY-M</b> Pág. 116		

### RACORES INOX AISI 316 Y 303 - Standard Fittings AISI 303 & 316

 <b>AD-M-M-X</b> Pág. 117	 <b>AD-H-H-X</b> Pág. 118	 <b>AD-H-M-X</b> Pág. 118	 <b>AD-ME-X</b> Pág. 118	 <b>AD-M-M-316X</b> Pág. 118	 <b>AD-M-H-316X</b> Pág. 119	 <b>AD-H-H-316X</b> Pág. 119	 <b>AD-H-M-316X</b> Pág. 119
 <b>TAPCON-M316X</b> Pág. 119	 <b>AD-ME-316X</b> Pág. 120						

### RACORES AISI 316 MICROFUSIÓN - Microcast Standard Fittings in AISI 316

 <b>FIGURA 90</b> Pág. 121	 <b>FIGURA 92</b> Pág. 122	 <b>FIGURA 120</b> Pág. 122	 <b>FIGURA 130</b> Pág. 122	 <b>FIGURA 180</b> Pág. 123	 <b>FIGURA 290</b> Pág. 123	 <b>FIGURA 300</b> Pág. 123	 <b>FIGURA 149</b> Pág. 124
 <b>FIGURA 150</b> Pág. 124	 <b>FIGURA 240</b> Pág. 124	 <b>FIGURA 246</b> Pág. 125	 <b>FIGURA 241</b> Pág. 125	 <b>FIGURA 245</b> Pág. 126	 <b>FIGURA 270</b> Pág. 126	 <b>FIGURA 280</b> Pág. 126	 <b>FIGURA 399</b> Pág. 126

							
<b>FIGURA 531</b> Pág. 127	<b>FIGURA 312</b> Pág. 127	<b>FIGURA 85</b> Pág. 127	<b>FIGURA 330</b> Pág. 127	<b>FIGURA 340</b> Pág. 128	<b>FIGURA 340S</b> Pág. 128	<b>FIGURA 331</b> Pág. 128	<b>FIGURA 341</b> Pág. 129
							
<b>FIGURA 599</b> Pág. 129	<b>FIGURA 601</b> Pág. 129	<b>FIGURA 602</b> Pág. 130	<b>FIGURA 603</b> Pág. 130	<b>FILTRO "Y"</b> Pág. 130			

**REGLETAS DE ALUMINIO - Distribution Manifold in Aluminium**

		
<b>DIS-H</b> Pág. 131	<b>DISL</b> Pág. 132	<b>DISDB</b> Pág. 132

**RACORES FIJOS Y GIRATORIOS PARA ESPIRALES - Fittings**

			
<b>R.FIJO</b> Pág. 133	<b>R.GIR</b> Pág. 133	<b>IMORF</b> Pág. 133	<b>IMORG</b> Pág. 133

**SILENCIADORES - Silencers**

							
<b>SILENAT</b> Pág. 134	<b>SILENALTH</b> Pág. 134	<b>SILENBAJ</b> Pág. 135	<b>IMOSIL-ESC</b> Pág. 135	<b>SILENNY</b> Pág. 135	<b>SILENP</b> Pág. 136	<b>SILENBAJNX</b> Pág. 136	<b>SILENBAJX</b> Pág. 136

### RACORES CON FUNCIÓN NEUMÁTICA - FUNCTION FITTINGS

#### REGULADORES DE CAUDAL TIPO BANJO - Banjo Flow Regulators

							
<b>IMONSE</b> Pág. 139	<b>IMONSE-G</b> Pág. 139	<b>IMONSV-G</b> Pág. 140	<b>IMOTSC-C</b> Pág. 141	<b>IMOTSC-DC</b> Pág. 142	<b>IMOTSC-DFC</b> Pág. 142	<b>IMOXSC-D</b> Pág. 143	<b>IMOXSC-DF</b> Pág. 143




#### REGULADORES CON VÁLVULA DE BLOQUEO PILOTADA - Flow Regulators With Pilot Check Valve

	
<b>PVSC</b> Pág. 145	<b>PVSC-G</b> Pág. 145

#### REGULADORES DE CAUDAL EN LÍNEA - Flat Flow Regulators

						
<b>IMONSF</b> Pág. 146	<b>IMOASF-U</b> Pág. 147	<b>IMOASF-B</b> Pág. 147	<b>XSF-U</b> Pág. 148	<b>XSF-U-NPT</b> Pág. 149	<b>XSF-B</b> Pág. 149	<b>XSF-B-NPT</b> Pág. 149

#### VÁLVULA DE ESCAPE RÁPIDO - Quick Exhaust Valve

		
<b>IMOVES</b> Pág. 150	<b>AVES</b> Pág. 150	<b>JVES</b> Pág. 150

**VÁLVULA MANUALES 3/2 VÍAS - Hand Valves 3/2 lines**



**VÁLVULAS CON INTERRUPTOR NEUMÁTICO - Pneumatic Valve Switch**



**VÁLVULAS DE CORREDERA - Slide Valves**



**VÁLVULAS DE CORREDERA CON BLOQUEO DE SEGURIDAD - Slide Valves With Security Block**



**VÁLVULAS DE BLOQUEO - Stop Fittings**





### VÁLVULAS ANTIRRETORNO - Check Valves



### VÁLVULAS DE SEGURIDAD TARADA - Safety Tares Valves



### VÁLVULAS DE ESFERA - BALL VALVES

#### MICROVÁLVULA DE ESFERA EN LATÓN - Brass Micro Ball Valves



#### MINIVÁLVULAS EN LATÓN - Bass Mini Ball Valves



**VÁLVULA DE ESFERA EN LATÓN - Brass Ball Valves**



**VAL H**

Pág. 170

**VÁLVULA DE ESFERA EN LATÓN MANDO DE MARIPOSA - Brass Ball Valves Butterfly Handle**



**VALMAR H**

Pág. 171



**VALMAR H M**

Pág. 171

**VÁLVULA DE GRIFO - Ball Bibcock**



**VALGRIF M**

Pág. 172

**MINIVÁLVULA DE ESFERA EN ACERO INOX. 316 - Mini Ball Valves INOX. AISI 316**



**M.VAL H X**

Pág. 173



**M.VALH M X**

Pág. 173

**VÁLVULA DE ESFERA EN ACERO INOX. 316 - Inox Ball Valves AISI 316**



**VAL HX D**

Pág. 174

## ELECTROVÁLVULAS - SOLENOID VALVES

### ELECTROVÁLVULAS - Solenoid valves INOX 316 L

				
<b>SVX2C</b> Pág. 177	<b>SVX3C</b> Pág. 177	<b>SH14-N</b> Pág. 178	<b>SH14-B-N</b> Pág. 178	<b>SH14-HP-N</b> Pág. 178

## DEPOSITOS DE ACERO INOX - TANKS IN STAINLES STEEL

### DEPOSITO DE ACERO INOXIDABLE - Tanks in Stainles Steel

		
<b>SB</b> Pág. 180	<b>SB-STL</b> Pág. 181	<b>SB-STC</b> Pág. 181

## ELEMENTOS DE ESTANQUEIDAD

### ARANDELAS Y CINTAS PTFE - WASHERS AND PTFE TAPE

			
<b>2610</b> Pág. 184	<b>2612</b> Pág. 184	<b>IMOTF</b> Pág. 184	<b>IMOTFP</b> Pág. 184

### ABRAZADERAS - CLAMPS

			
<b>AB</b> Pág. 185	<b>ABX</b> Pág. 185	<b>ABO2</b> Pág. 186	<b>ABO2X</b> Pág. 186

**ADHESIVOS - Adhesives**



**SELLADOR ROSCAS**

Pág. 188



**FIJADOR ROSCAS**

Pág. 188



**FORMADOR JUNTAS**

Pág. 188



**RETENE-DOR**

Pág. 189



**ADHESIVO INSTANT**

Pág. 189



**VARIOS**

Pág. 189

**MANÓMETROS Y VACUOMETROS - PRESSURE GAUGES**

**MANÓMETROS Y VACUOMETROS - Pressure Gauges**



**MANR**

Pág. 192



**MANP**

Pág. 192



**MANÓMETRO**

Pág. 192



**VAC**

Pág. 193



**MANRG**

Pág. 193



**MANRGX**

Pág. 193

**MANÓMETROS EN LÍNEA - PRESSURE GAUGES FITTING**



**IMOML**

Pág. 194

**PISTOLAS DE SOPLADO E INFLADORES - AIR BLOW GUNS & TIRE INFLATOR**

**PISTOLAS DE SOPLADO, INFLADORES, KIT CABINA, ETC - Type-inflating & gun air**



**PSF**

Pág. 196



**L150**

Pág. 196



**L225**

Pág. 196



**PSF 1010-4**

Pág. 196



**IMOPS**

Pág. 197



**IPS**

Pág. 198



**IPS-30/50**

Pág. 198



**IPS-REG**

Pág. 199

						
<b>IPS-TURBO</b> Pág. 199	<b>IPS-SR-OSHA</b> Pág. 199	<b>INFL-HOM-01</b> Pág. 200	<b>INFL-AL-02</b> Pág. 200	<b>INFL-EURO-03</b> Pág. 201	<b>IMO-BOQ</b> Pág. 201	<b>KIT</b> Pág. 202

## ACCESORIOS PARA TUBOS - ACCESSORIES FOR TUBES

### ACCESORIOS PARA TUBOS - ACCESSORIES FOR TUBES

			
<b>COR.TUB-PL</b> Pág. 204	<b>COR.TUB</b> Pág. 204	<b>CUCHILLA</b> Pág. 204	<b>FT</b> Pág. 204

## TUBERÍAS - TUBES

### TUBERÍAS - TUBES

							
<b>TPU</b> Pág. 206	<b>EPU</b> Pág. 208	<b>TP/DP</b> Pág. 210	<b>EP</b> Pág. 211	<b>TUBCA</b> Pág. 212	<b>TUBAIR</b> Pág. 213	<b>TUBAIR-NE</b> Pág. 214	<b>PRESAIR</b> Pág. 215
							
<b>TUBFLEX</b> Pág. 216	<b>TUBEX</b> Pág. 217	<b>DPUH-PUH</b> Pág. 218	<b>PUKS</b> Pág. 219	<b>DPUA-PUA</b> Pág. 220	<b>IMOPTFE</b> Pág. 221	<b>PE</b> Pág. 222	<b>TSILICON</b> Pág. 224
							
<b>TLIMP</b> Pág. 225	<b>TUBTRANS</b> Pág. 226	<b>TLIMP-60</b> Pág. 227	<b>TUBCOMB</b> Pág. 228	<b>AS</b> Pág. 229			



## ENROLLADORES - HOSE REELS

### ENROLLADORAS AUTOMÁTICA - HOSE REELS



**500117.15-8**

Pág. 232



**EN**

Pág. 233



**EN-1020**

Pág. 234



**SOP-PAR**

Pág. 234



# RACORES AUTOMÁTICOS

**TERMOPLÁSTICOS**  
**LATÓN NIQUELADO**  
**ENGRASE CENTRALIZADO**  
**NEBULIZACIÓN**  
**INOXIDABLE AISI 316**  
**POM USO ALIMENTARIO MÉTRICO**  
**POM USO ALIMENTARIO PULGADA**

Plastic Push-in fittings  
Brass Push-in fittings  
Centralized Lubrication Push-in fittings  
Misting Push-in fittings  
Inox. AISI 316 Push-in fittings  
Plastic high performace Push-in fittings metric  
Plastic high performace Push-in fittings inches

## RACORES AUTOMÁTICOS TERMOPLÁSTICO PLASTIC PUSH-IN FITTINGS



**TEMPERATURA DE TRABAJO:** DE - 20°C A +80°C  
**Working Temperature:** From -20°C up to +80°C



**PRESIONES DE TRABAJO:** 16 BAR  
**Working Pressure:** 16 Bar



**PRESION EN VACÍO:** -750mmHg  
**Negative Pressure:** -750 mmHg



**APLICACIONES:** AIRE COMPRIMIDO Y VACÍO  
**Applications:** Compressed air and vacuum



**TUBOS UTILIZADOS:** POLIAMIDA (PA), POLIURETANO (PU), POLIETILENO (PE)  
**Tubes Used:** Polyamide (PA), Polyurethane (PU), Polyethylene (PE)



**CERTIFICACIONES**  
**Certifications**



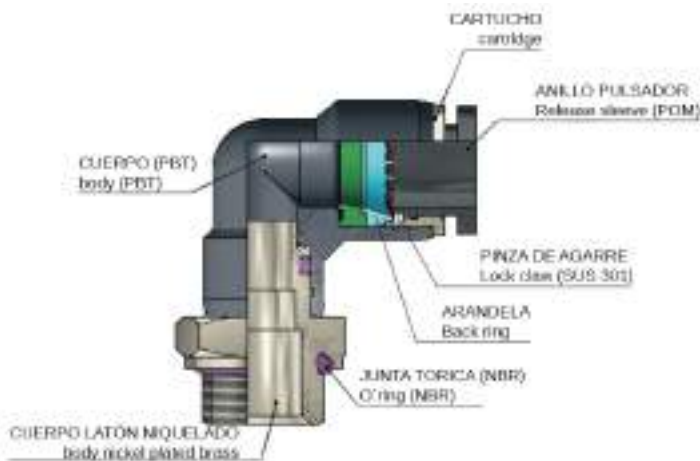
**PRODUCTOS CONFORME A LA DIRECTIVA 2002/95/EC**  
Products in compliance with the directive 2002/95/EC



**PRODUCTOS CONFORME A LA DIRECTIVA 2011/65/EU**  
Products in compliance with the directive 2011/65/EU



**COMPONENTES**  
**Construction**



**MATERIALES DE CONSTRUCCIÓN**  
**Materials Used**

**CUERPO:** LATÓN NIQUELADO Y PBT DE ALTA RESISTENCIA  
**Body:** Nickel plated brass and high performance PBT

**ANILLO PULSADOR:** RESINA ACETALICA POM  
**Release Sleeve:** Acetal resin POM

**CARTUCHO:** ZINC NIQUELADO  
**Cartridge:** Nickel plated zinc

**PINZA DE AGARRE:** ACERO INOXIDABLE AISI 301  
**Lock claw:** Stainless steel AISI 301

**ARANDELA:** POM  
**Back Ring:** POM

**JUNTAS TÓRICAS:** NBR LIBRE DE SILICONA  
**O'ring:** NBR silicon Free

**JUNTA LABIADA:** NBR LIBRE DE SILICONA  
**V-Seal:** NBR silicon Free



**ROSCAS**  
**Threads**

**ROSCA CÓNICA PRETEFLONADA ISO 7DE R 1/8" A R 1/2"**  
Taper gas BSPT ISO 7 from R 1/8" to R 1/2"

**ROSCA CILÍNDRICA CON JUNTA TÓRICA DE G1/8" A G1/2"**  
Parallel gas BSPP ISO 228 from G1/8" to G 1/2"

**ROSCA MÉTRICA ISO 262 : M5, M6 Y M7**  
Metric ISO 262 M5, M6, M7



## INSTRUCCIONES PARA EL CORRECTO USO DEL RACOR

- No utilizar el racor de esta serie con fluidos distintos al aire comprimido y el agua.
- Contactar con el Departamento Técnico de IMOPAC para el uso con otros fluidos.
- Se recomienda prevenir eventuales aumentos de la presión, vibraciones, rotaciones y estrangulamientos de la tubería.
- No utilizar el racor en ambientes donde estén presentes chispas de soldadura.
- Vibraciones o rotaciones inapropiadas del racor podrían comprometer la funcionalidad del mismo y causar fugas.
- No utilizar el racor expuesto directamente a fluidos como taladrina, aceite refrigerante y lubricantes.
- Introducir la tubería en el racor una vez limpia de impurezas y suciedad.

## ATENCIÓN

- Cortar el tubo a 90° mediante la utilización de un cortatubos apropiado.
- Introducir el tubo hasta el tope del racor y tirar de la tubería hacia atrás para asegurar que ha sido correctamente insertada y no se escapa.
- Evitar ralladuras e imperfecciones de la superficie del tubo, deformaciones o un aspecto ovalado ya que puede producir fugas y desconexiones imprevistas.
- El diámetro exterior de algunos tubos, como el de poliuretano, puede expandirse en función de la temperatura y la presión aplicada. En estos casos la reinsertión del racor podría no ser posible, comprobar el diámetro exterior del tubo y sustituirlo por otro nuevo.

## RECOMENDACIONES PARA LA CONEXIÓN DEL TUBO AL RACOR

- Asegurarse que la presión es cero antes de hacer la conexión del tubo al racor.
- Para desconectar el tubo presionar el anillo pulsador hasta el final y tirar del tubo con una mano.
- Cortar la parte del tubo sujeta al racor para posteriores reutilizaciones del mismo.

## WARNING

- Do not use them on fluids other than air.
- Contact IMOPAC for use on other fluids. We don't recommend or guarantee to use them for other purposes.
- Be sure to prevent pressure buildup caused by twisting, pulling and bending of the fitting product.
- Do not use the product where weld spatters occur as fire may break out.
- Product damage or air leakage may occur at places where there is rotation and vibration, Choose the right product from our catalogue.
- Do not use the product where it is directly exposed to fluids such as cutting oil, lubricating oil and coolant oil.
- Assemble the pipes only after clearing away impurities such as dust.

## CAUTION FOR THE INSERTION OF THE TUBE TO THE FITTING PRODUCT

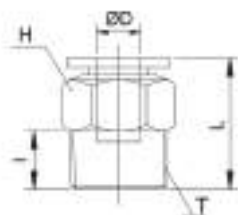
- Make sure the tube is inserted fully to the end of the fitting.
- To insert the tube into the fitting, cut the tube at a right angle 90°, insert it to the end and pull the tube gently to make sure it isn't released.
- If there are any damages or scratches on the tube surface or an oval shape, air leakage and tube release may occur. Check it meticulously.
- The OD of polyurethane tube expands by pressure applied on them. reinsertion to the fitting may not be possible. Check the OD of the tube and change the tube if the expansion is serious.

## CAUTION FOR THE INSERTION OF THE TUBE TO THE FITTING PRODUCT

- Make sure the pressure is zero before releasing the tube from the fitting product.
- To release the tube, press the release ring regularly at the end and pull the tube with one hand.
- Cut the pressed part of the tube for reuse of the released tube.



### IMOPC



DIRECTO ROSCA MACHO CÓNICA BSPT NIQUELADO

- Male connector BSPT thread nickel plated

REFERENCIA	ØD	T	I	L	H (HEX)	Peso Weight(g)
IMOPC0401	4	R 1/8"	7,0	19,3	10	6,2
IMOPC0402	4	R 1/4"	9,5	17,9	14	9,8
IMOPC0601	6	R 1/8"	7,0	20,4	12	6,9
IMOPC0602	6	R 1/4"	9,5	22,7	14	13,3
IMOPC0603	6	R 3/8"	10,5	20,7	17	19,9
IMOPC0604	6	R 1/2"	13,5	24,7	21	39,8
IMOPC0801	8	R 1/8"	7,0	25,4	14	10,0
IMOPC0802	8	R 1/4"	9,5	24,9	14	11,9
IMOPC0803	8	R 3/8"	10,5	21,9	17	17,5
IMOPC0804	8	R 1/2"	13,5	25,9	21	37,6
IMOPC1001	10	R 1/8"	7,0	27,7	17	16,4
IMOPC1002	10	R 1/4"	9,5	29,5	17	18,6
IMOPC1003	10	R 3/8"	10,5	27,0	17	20,7
IMOPC1004	10	R 1/2"	13,5	25,3	21	34,6
IMOPC1202	12	R 1/4"	9,5	32,9	20	24,5
IMOPC1203	12	R 3/8"	10,5	29,9	20	25,3
IMOPC1204	12	R 1/2"	13,5	32,9	21	41,0

### IMOPC-G

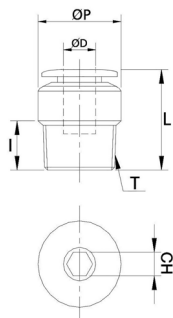


DIRECTO ROSCA MACHO CILÍNDRICA BSPP Y MÉTRICA NIQUELADO

- Male connector BSPP & metric thread nickel plated

REFERENCIA	ØD	T	I	L	B	H (HEX)	Peso Weight(g)
IMOPC04M5	4	M 5x0,8	3,8	20,1	10,5	10	5,7
IMOPC04M6	4	M 6x1	4,5	20,8	10,5	10	6,1
IMOPC04M7	4	M 7x1	4,5	20,8	10,5	10	6,9
IMOPC04-G01	4	G 1/8"	5,0	19,3	7,4	10	7,4
IMOPC04-G02	4	G 1/4"	5,8	16,6	3,9	10	9,4
IMOPC06M5	6	M 5x0,8	3,8	21,2	10,5	12	7,4
IMOPC06M6	6	M 6x1	4,5	21,7	10,5	12	7,0
IMOPC06M7	6	M 7x1	4,5	21,9	10,5	12	7,2
IMOPC06-G01	6	G 1/8"	5,0	19,9	6,7	12	7,5
IMOPC06-G02	6	G 1/4"	5,8	20,4	6,4	12	10,8
IMOPC06-G03	6	G 3/8"	6,8	20,0	4,5	12	17,0
IMOPC06-G04	6	G 1/2"	8,0	21,7	4,5	12	27,5
IMOPC08-G01	8	G 1/8"	5,0	24,4	11,1	14	11,7
IMOPC08-G02	8	G 1/4"	5,8	22,2	7,0	14	11,1
IMOPC08-G03	8	G 3/8"	6,8	21,2	4,5	14	15,7
IMOPC08-G04	8	G 1/2"	8,0	22,9	4,5	14	27,0
IMOPC10-G01	10	G 1/8"	5,0	26,3	11,0	17	15,9
IMOPC10-G02	10	G 1/4"	5,8	27,5	13,9	17	20,4
IMOPC10-G03	10	G 3/8"	6,8	25,0	8,9	17	20,6
IMOPC10-G04	10	G 1/2"	8,0	22,7	4,9	17	28,5
IMOPC12-G02	12	G 1/4"	5,8	31,2	12,0	20	26,3
IMOPC12-G03	12	G 3/8"	6,8	28,2	11,0	20	24,3
IMOPC12-G04	12	G 1/2"	8,0	28,9	9,5	20	33,3
IMOPC14-G03	14	G 3/8"	6,8	31,8	13,0	21	30,0
IMOPC14-G04	14	G 1/2"	8,0	29,5	10,0	24	20,0

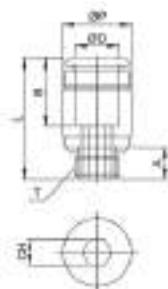
## IMOPOC



DIRECTO ROSCA MACHO CÓNICA BSPT HEXÁGONO INTERIOR NIQUELADO  
- Male connector internal hexagon BSPT thread nickel plated

REFERENCIA	ØD	T	I	L	ØP	H (HEX)	Peso Weight(g)
IMOPOC0401	4	R1/8"	7,0	19,3	10	3	5,6
IMOPOC0402	4	R1/4"	9,5	17,9	14	3	11,2
IMOPOC0601	6	R1/8"	7,0	20,4	12	4	6,3
IMOPOC0602	6	R1/4"	9,5	22,7	14	4	12,5
IMOPOC0603	6	R3/8"	10,5	20,7	17	4	19,0
IMOPOC0801	8	R1/8"	7,0	25,4	14	5	10,2
IMOPOC0802	8	R1/4"	9,5	24,9	14	6	13,1
IMOPOC0803	8	R3/8"	10,5	21,9	17	6	17,3
IMOPOC0804	8	R1/2"	13,5	25,9	21	6	37,9
IMOPOC1001	10	R1/8"	7,0	27,7	17	5	20,8
IMOPOC1002	10	R1/4"	9,5	29,5	17	6	22,5
IMOPOC1003	10	R3/8"	10,5	27,0	17	8	22,6
IMOPOC1004	10	R1/2"	13,5	25,3	21	8	34,0
IMOPOC1202	12	R1/4"	9,5	32,9	20	6	21,5
IMOPOC1203	12	R3/8"	10,5	29,9	20	8	22,2
IMOPOC1204	12	R1/2"	13,5	32,9	21	8	37,3

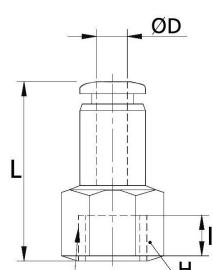
## IMOPOC-M



DIRECTO ROSCA MACHO MÉTRICA HEXAGONO INTERIOR NIQUELADO  
- Male connector internal hexagon metric thread nickel plated

REFERENCIA	ØD	T	I	L	ØP	H (HEX)	Peso Weight(g)
IMOPOC04M5	4	M5x0,8	3,8	20,1	10	2	5,2
IMOPOC04M6	4	M6x1,0	4,5	20,8	10	2	5,6
IMOPOC06M5	6	M5x0,8	3,8	21,0	12	2	6,8
IMOPOC06M6	6	M6x1,0	4,5	21,7	12	2	7,2

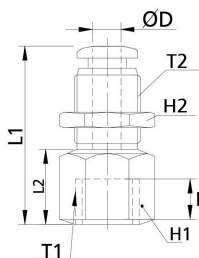
## IMOPCF



DIRECTO ROSCA HEMBRA CILÍNDRICA BSPP NIQUELADO  
- Female connector BSPP internal thread nickel plated

REFERENCIA	ØD	T	I	L	H (HEX)	Peso Weight(g)
IMOPCF0401	4	G1/8"	7,0	22,3	14	12,5
IMOPCF0402	4	G1/4"	9,0	25,3	17	18,0
IMOPCF0601	6	G1/8"	7,0	24,4	14	15,0
IMOPCF0602	6	G1/4"	9,0	26,4	17	19,3
IMOPCF0603	6	G3/8"	10,0	27,4	19	26,3
IMOPCF0801	8	G1/8"	7,0	25,9	14	15,8
IMOPCF0802	8	G1/4"	9,0	27,9	17	19,4
IMOPCF0803	8	G3/8"	10,0	28,9	19	18,4
IMOPCF0804	8	G1/2"	12,0	30,9	24	32,8
IMOPCF1001	10	G1/8"	7,0	27,7	17	28,5
IMOPCF1002	10	G1/4"	9,0	29,7	17	27,0
IMOPCF1003	10	G3/8"	10,0	30,7	19	24,6
IMOPCF1004	10	G1/2"	12,0	32,7	24	38,5
IMOPCF1202	12	G1/4"	9,0	32,9	20	44,2
IMOPCF1203	12	G3/8"	10,0	33,9	20	35,9
IMOPCF1204	12	G1/2"	12,0	35,9	24	34,2

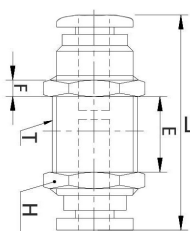
### IMOPMF



PASATABIQUE ROSCA HEMBRA CILÍNDRICA BSPP NIQUELADO  
- Bulkhead female connector BSPP thread nickel plated

REFERENCIA	ØD	T1	T2	I	L1	L2	H1 (HEX)	H2 (HEX)	Peso Weight(g)
IMOPMF0401	4	G 1/8"	M12x1,0	7	23,3	9,5	14	14	15,5
IMOPMF0402	4	G 1/4"	M12x1,0	9	25,4	11,6	17	14	20,4
IMOPMF0601	6	G 1/8"	M14x1,0	7	24,2	7,0	17	17	26,3
IMOPMF0602	6	G 1/4"	M14x1,0	9	29,2	12,0	17	17	26,5
IMOPMF0603	6	G 3/8"	M14x1,0	10	30,2	13,0	19	17	35,1
IMOPMF0801	8	G 1/8"	M16x1,0	7	27,4	5,0	19	19	32,0
IMOPMF0802	8	G 1/4"	M16x1,0	9	34,4	12,0	19	19	42,4
IMOPMF0803	8	G 3/8"	M16x1,0	10	34,4	13,0	19	19	42,4
IMOPMF0804	8	G 1/2"	M16x1,0	12	36,4	15,0	24	19	47,7
IMOPMF1001	10	G 1/8"	M20x1,0	7	28,4	7,7	21	24	52,8
IMOPMF1002	10	G 1/4"	M20x1,0	9	30,4	9,7	21	24	53,5
IMOPMF1003	10	G 3/8"	M20x1,0	10	33,7	13,0	21	24	53,8
IMOPMF1004	10	G 1/2"	M20x1,0	12	35,7	15,0	24	24	58,8
IMOPMF1202	12	G 1/4"	M22x1,0	9	33,5	9,1	24	27	68,2
IMOPMF1203	12	G 3/8"	M22x1,0	10	34,4	10,0	24	27	62,7
IMOPMF1204	12	G 1/2"	M22x1,0	12	39,4	15,0	24	27	62,3

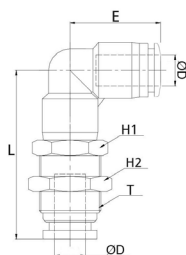
### IMOPMM



PASATABIQUE TUBO-TUBO NIQUELADO  
- Bulkhead connector nickel plated

REFERENCIA	ØD	T	E	L	F	H (HEX)	Peso Weight(g)
IMOPMM04	4	M 12x1,0	9,7	30,1	3,5	14	15,4
IMOPMM06	6	M 14x1,0	7,5	31,8	4,0	17	21,4
IMOPMM08	8	M 16x1,0	6,8	35,3	4,5	19	26,8
IMOPMM10	10	M 20x1,0	11,5	39,0	5,0	24	52,7
IMOPMM12	12	M 22x1,0	12,8	45,3	5,0	27	59,8

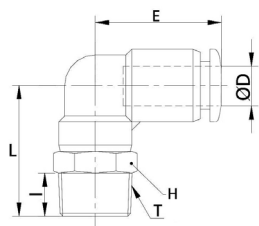
### IMOPLM



CODO PASATABIQUE NIQUELADO  
- Bulkhead elbow nickel plated

REFERENCIA	ØD1	ØD2	T	E	L	F	H (HEX)	Peso Weight(g)
IMOPLM04	4	4	M 12x1,0	28,5	17,5	14	14	15,0
IMOPLM06	6	6	M 14x1,0	34,8	19,0	17	17	27,2
IMOPLM08	8	8	M 16x1,0	43,4	22,8	17	19	38,0
IMOPLM10	10	10	M 20x1,0	45,5	26,3	21	24	55,0
IMOPLM12	12	12	M 22x1,0	51,3	29,6	24	27	85,0

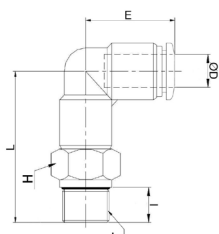
# IMOPL



CODO ORIENTABLE ROSCA MACHO CÓNICA BSPT NIQUELADO  
- Swivel male elbow BSPT thread nickel plated

REFERENCIA	ØD	T	E	L	F	H (HEX)	Peso Weight(g)
IMOPL0401	4	R 1/8"	7,0	23,5	17,5	10	8,1
IMOPL0402	4	R 1/4"	9,5	27,0	17,5	14	13,9
IMOPL0601	6	R 1/8"	7,0	25,2	19,0	12	11,5
IMOPL0602	6	R 1/4"	9,5	28,2	19,0	14	16,5
IMOPL0603	6	R 3/8"	10,5	29,7	19,0	17	22,6
IMOPL0604	6	R 1/2"	13,5	33,2	19,0	21	35,9
IMOPL0801	8	R 1/8"	7,0	29,0	22,8	14	17,6
IMOPL0802	8	R 1/4"	9,5	31,5	22,8	14	17,7
IMOPL0803	8	R 3/8"	10,5	33,0	22,8	17	25,3
IMOPL0804	8	R 1/2"	13,5	36,5	22,8	21	38,2
IMOPL1001	10	R 1/8"	7,0	33,8	26,3	17	30,7
IMOPL1002	10	R 1/4"	9,5	36,3	26,3	17	31,4
IMOPL1003	10	R 3/8"	10,5	37,3	26,3	17	30,8
IMOPL1004	10	R 1/2"	13,5	40,8	26,3	21	47,3
IMOPL1202	12	R 1/4"	9,5	38,5	29,6	21	44,3
IMOPL1203	12	R 3/8"	10,5	39,5	29,6	21	46,7
IMOPL1204	12	R 1/2"	13,5	42,5	29,6	21	51,2
IMOPL1403	14	R 3/8"	10,5	41,5	31,7	24	53,0
IMOPL1404	14	R 1/2"	13,5	45,5	31,7	24	62,0

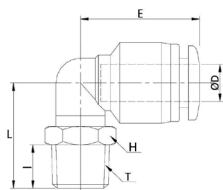
# IMOPL-G



CODO ORIENTABLE ROSCA MACHO CILÍNDRICA BSPP Y MÉTRICA NIQUELADO  
- Swivel male elbow BSPP & metric thread nickel plated

REFERENCIA	ØD	T	E	L	F	H (HEX)	Peso Weight(g)
IMOPL04M5	4	M 5x0,8	3,8	17,3	17,5	8	5,1
IMOPL04M6	4	M 6x1	4,5	18,0	17,5	8	5,3
IMOPL04-G01	4	G 1/8"	5,0	24,0	17,5	14	11,8
IMOPL04-G02	4	G 1/4"	5,8	25,3	17,5	17	17,9
IMOPL06M5	6	M 5x0,8	3,8	17,3	19,0	8	5,8
IMOPL06M6	6	M 6x1	4,5	18,0	19,0	8	6,0
IMOPL06-G01	6	G 1/8"	5,0	25,2	19,0	14	14,6
IMOPL06-G02	6	G 1/4"	5,8	26,5	19,0	17	17,5
IMOPL06-G03	6	G 3/8"	6,8	28,0	19,0	20	24,4
IMOPL06-G04	6	G 1/2"	8,0	29,2	19,0	24	38,4
IMOPL08-G01	8	G 1/8"	5,0	28,5	22,8	14	17,5
IMOPL08-G02	8	G 1/4"	5,8	29,8	22,8	17	20,5
IMOPL08-G03	8	G 3/8"	6,8	31,3	22,8	20	26,6
IMOPL08-G04	8	G 1/2"	8,0	32,5	22,8	24	36,8
IMOPL10-G01	10	G 1/8"	5,0	33,3	26,3	17	31,2
IMOPL10-G02	10	G 1/4"	5,8	34,1	26,3	17	30,5
IMOPL10-G03	10	G 3/8"	6,8	35,6	26,3	20	34,6
IMOPL10-G04	10	G 1/2"	8,0	37,8	26,3	24	47,3
IMOPL12-G02	12	G 1/4"	5,8	36,8	29,6	21	43,9
IMOPL12-G03	12	G 3/8"	6,8	37,8	29,6	21	44,5
IMOPL12-G04	12	G 1/2"	8,0	39,5	29,6	24	51,8
IMOPL14-G03	14	G 3/8"	8,0	40,8	33,0	21	52,0
IMOPL14-G04	14	G 1/2"	9,3	42,0	33,0	24	61,0

### IMOPLS

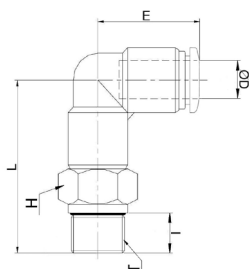


CODO REDUCIDO ORIENTABLE ROSCA MACHO CÓNICA BSPT NIQUELADO  
- Short male elbow BSPT thread nickel plated

REFERENCIA	ØD	T	E	L	F	H (HEX)	Peso Weight(g)
IMOPLS0401	4	R 1/8"	7,0	16,0	17,5	10	5,8
IMOPLS0402	4	R 1/4"	9,5	19,5	17,5	14	6,3
IMOPLS0601	6	R 1/8"	7,0	17,0	19,0	10	6,4
IMOPLS0602	6	R 1/4"	9,5	20,5	19,0	14	12,4
IMOPLS0603	6	R 3/8"	10,5	22,0	19,0	17	14,2
IMOPLS0604	6	R 1/2"	13,5	25,5	19,0	21	17,3
IMOPLS0801	8	R 1/8"	7,0	21,3	22,8	12	11,5
IMOPLS0802	8	R 1/4"	9,5	21,5	22,8	14	13,3
IMOPLS0803	8	R 3/8"	10,5	23,0	22,8	17	20,3
IMOPLS0804	8	R 1/2"	13,5	26,5	22,8	21	21,9
IMOPLS1001	10	R 1/8"	7,0	25,5	26,3	14	15,4
IMOPLS1002	10	R 1/4"	9,5	26,0	26,3	14	18,4
IMOPLS1003	10	R 3/8"	10,5	25,0	26,3	17	21,9
IMOPLS1004	10	R 1/2"	13,5	28,5	26,3	21	24,8
IMOPLS1202	12	R 1/4"	9,5	29,5	29,6	17	33,6
IMOPLS1203	12	R 3/8"	10,5	26,5	29,6	17	36,2
IMOPLS1204	12	R 1/2"	13,5	30,0	29,6	21	39,5

RACORES AUTOMÁTICO Push-in fittings 8

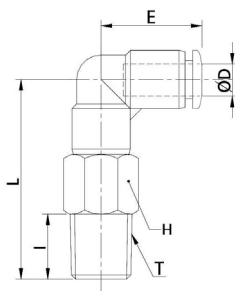
### IMOPLS-G



CODO REDUCIDO ORIENTABLE ROSCA MACHO CILÍNDRICA BSPP Y MÉTRICA NIQUELADO  
- Short male elbow BSPP & metric thread nickel plated

REFERENCIA	ØD	T	E	L	F	H (HEX)	Peso Weight(g)
IMOPLS04M5	4	M 5x0,8	3,8	15,3	17,5	8,0	5,2
IMOPLS04-G01	4	G 1/8"	4,8	14,8	17,5	14,0	7,6
IMOPLS04-G02	4	G 1/4"	5,5	16,0	17,5	17,0	11,3
IMOPLS06M5	6	M 5x0,8	3,8	15,3	19,0	8,0	5,8
IMOPLS06-G01	6	G 1/8"	4,8	15,8	19,0	14,0	8,3
IMOPLS06-G02	6	G 1/4"	5,5	17,0	19,0	17,0	13,3
IMOPLS06-G03	6	G 3/8"	6,5	18,5	19,0	20,0	16,8
IMOPLS06-G04	6	G 1/2"	7,5	19,5	19,0	24,0	20,1
IMOPLS08-G01	8	G 1/8"	4,8	20,0	22,8	14,0	11,9
IMOPLS08-G02	8	G 1/4"	5,5	18,0	22,8	17,0	13,8
IMOPLS08-G03	8	G 3/8"	6,5	19,5	22,8	20,0	21,2
IMOPLS08-G04	8	G 1/2"	7,5	20,5	22,8	24,0	24,3
IMOPLS10-G01	10	G 1/8"	4,8	24,3	26,3	14,0	21,3
IMOPLS10-G02	10	G 1/4"	5,5	23,1	26,3	17,0	24,3
IMOPLS10-G03	10	G 3/8"	6,5	21,5	26,3	20,0	24,3
IMOPLS10-G04	10	G 1/2"	7,5	22,5	26,3	24,0	31,2
IMOPLS12-G02	12	G 1/4"	5,5	16,5	29,6	17,0	33,8
IMOPLS12-G03	12	G 3/8"	6,5	23,0	29,6	20,0	35,6
IMOPLS12-G04	12	G 1/2"	7,5	24,0	29,6	24,0	39,8

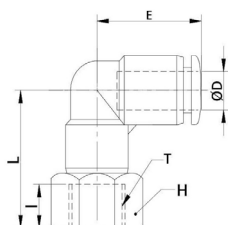
# IMOPLL



CODO PROLONGADO ORIENTABLE ROSCA MACHO CÓNICA BSPT NIQUELADO  
- Long swivel male elbow BSPT thread nickel plated

REFERENCIA	Ø D	T	E	L	F	H (HEX)	Peso Weight(g)
IMOPLL0401	4	R1/8"	7,0	35,5	17,5	10	14,2
IMOPLL0402	4	R1/4"	9,5	39,0	17,5	14	26,2
IMOPLL0601	6	R1/8"	7,0	39,2	19,0	12	22,0
IMOPLL0602	6	R1/4"	9,5	42,2	19,0	14	29,2
IMOPLL0603	6	R3/8"	10,5	43,7	19,0	17	39,4
IMOPLL0604	6	R1/2"	13,5	47,2	19,0	21	62,9
IMOPLL0801	8	R1/8"	7,0	44,3	22,8	14	34,6
IMOPLL0802	8	R1/4"	9,5	46,8	22,8	14	33,1
IMOPLL0803	8	R3/8"	10,5	48,3	22,8	17	45,6
IMOPLL0804	8	R1/2"	13,5	51,8	22,8	21	70,1
IMOPLL1001	10	R1/8"	7,0	53,8	26,3	17	61,2
IMOPLL1002	10	R1/4"	9,5	56,3	26,3	17	62,5
IMOPLL1003	10	R3/8"	10,5	57,3	26,3	17	56,7
IMOPLL1004	10	R1/2"	13,5	60,8	26,3	21	87,2
IMOPLL1202	12	R1/4"	9,5	61,5	29,6	21	86,7
IMOPLL1203	12	R3/8"	10,5	62,5	29,6	21	100,7
IMOPLL1204	12	R1/2"	13,5	65,5	29,6	21	89,7

# IMOPLF

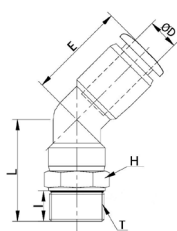


CODO ORIENTABLE ROSCA HEMBRA CILÍNDRICA BSPP Y MÉTRICA NIQUELADO  
- Swivel female elbow BSPP & metric thread nickel plated

REFERENCIA	Ø D	T	E	L	F	H (HEX)	Peso Weight(g)
IMOPLF04M5	4	M5x0,8	4,5	19,5	17,5	10	7,4
IMOPLF04M6	4	M6x1,0	5,0	20,0	17,5	10	7,2
IMOPLF0401	4	G1/8"	7,0	23,0	17,5	14	13,9
IMOPLF0402	4	G1/4"	9,0	25,0	17,5	17	18,2
IMOPLF06M5	6	M5x0,8	4,5	20,7	19,0	12	10,6
IMOPLF06M6	6	M6x1,0	5,0	21,2	19,0	12	10,4
IMOPLF0601	6	G1/8"	7,0	24,4	19,0	14	16,4
IMOPLF0602	6	G1/4"	9,0	26,4	19,0	17	21,3
IMOPLF0603	6	G3/8"	10,0	27,7	19,0	19	30,0
IMOPLF0801	8	G1/8"	7,0	27,3	22,8	14	19,4
IMOPLF0802	8	G1/4"	9,0	29,5	22,8	17	24,1
IMOPLF0803	8	G3/8"	10,0	31,0	22,8	19	32,4
IMOPLF0804	8	G1/2"	12,0	33,0	22,8	24	41,6
IMOPLF1001	10	G1/8"	7,0	27,3	26,3	17	27,7
IMOPLF1002	10	G1/4"	9,0	33,8	26,3	17	33,8
IMOPLF1003	10	G3/8"	10,0	35,3	26,3	19	34,3
IMOPLF1004	10	G1/2"	12,0	37,8	26,3	24	51,2
IMOPLF1202	12	G1/4"	9,0	29,0	29,6	21	36,7
IMOPLF1203	12	G3/8"	10,0	37,0	29,6	21	49,2
IMOPLF1204	12	G1/2"	12,0	39,5	29,6	24	54,7



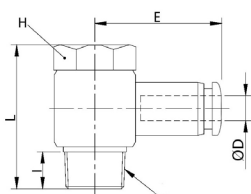
### IMOPL45-G



CODO ORIENTABLE 45° ROSCA MACHO CILÍNDRICA BSPP Y MÉTRICA NIQUELADO  
- Male elbow 45° BSPP & metric thread nickel plated

REFERENCIA	ØD	T	E	L	F	H (HEX)	Peso Weight(g)
IMOPL4504M5	4	M 5x0,8	3,8	20,0	16,2	10	8,1
IMOPL4504M6	4	M 6x1,0	4,5	20,7	16,2	10	8,3
IMOPL4504-G01	4	G 1/8"	5,0	22,7	16,2	14	11,7
IMOPL4504-G02	4	G 1/4"	5,8	24,0	16,2	17	17,8
IMOPL4506M5	6	M 5x0,8	3,8	21,7	17,7	12	10,8
IMOPL4506M6	6	M 6x1,0	4,5	22,4	17,7	12	11,5
IMOPL4506-G01	6	G 1/8"	5,0	23,9	17,7	14	14,2
IMOPL4506-G02	6	G 1/4"	5,8	25,2	17,7	17	17,5
IMOPL4506-G03	6	G 3/8"	6,8	26,7	17,7	20	24,0
IMOPL4506-G04	6	G 1/2"	8,0	27,9	17,7	24	38,0
IMOPL4508-G01	8	G 1/8"	5,0	26,6	20,9	14	17,2
IMOPL4508-G02	8	G 1/4"	5,8	27,9	20,9	17	20,2
IMOPL4508-G03	8	G 3/8"	6,8	29,4	20,9	20	26,3
IMOPL4508-G04	8	G 1/2"	8,0	30,6	20,9	24	36,5
IMOPL4510-G01	10	G 1/8"	5,0	29,2	22,2	17	30,6
IMOPL4510-G02	10	G 1/4"	5,8	30,0	22,2	17	29,9
IMOPL4510-G03	10	G 3/8"	6,8	31,5	22,2	20	34,0
IMOPL4510-G04	10	G 1/2"	8,0	33,7	22,2	24	46,7
IMOPL4512-G02	12	G 1/4"	5,8	33,5	26,3	21	42,4
IMOPL4512-G03	12	G 3/8"	6,8	34,5	26,3	21	43,0
IMOPL4512-G04	12	G 1/2"	8,0	36,2	26,3	24	50,3

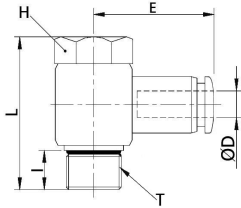
### IMOPH



CODO ORIENTABLE ROSCA MACHO CÓNICO BSPT TIPO BANJO NIQUELADO  
- Swivel male banjo elbow BSPT thread nickel plated

REFERENCIA	Ø D	T	E	L	F	H (HEX)	Peso Weight(g)
IMOPH0401	4	R 1/8"	7,0	23,0	22,3	10	10,5
IMOPH0402	4	R 1/4"	9,5	26,3	24,1	14	21,9
IMOPH0601	6	R 1/8"	7,0	23,0	23,1	10	11,0
IMOPH0602	6	R 1/4"	9,5	26,3	25,1	14	22,5
IMOPH0603	6	R 3/8"	10,5	31,9	26,8	19	37,8
IMOPH0801	8	R 1/8"	7,0	23,0	25,6	10	11,8
IMOPH0802	8	R 1/4"	9,5	26,3	28,6	14	23,3
IMOPH0803	8	R 3/8"	10,5	31,9	29,6	19	38,4
IMOPH0804	8	R 1/2"	13,5	38,6	32,6	24	75,4
IMOPH1002	10	R 1/4"	9,5	26,3	31,0	14	26,7
IMOPH1003	10	R 3/8"	10,5	31,9	31,6	19	41,8
IMOPH1004	10	R 1/2"	13,5	38,6	34,6	24	78,8
IMOPH1202	12	R 1/4"	9,5	26,3	33,5	14	28,2
IMOPH1203	12	R 3/8"	10,5	31,9	35,6	19	43,4
IMOPH1204	12	R 1/2"	13,5	38,6	36,6	24	80,3

## IMOPH-G

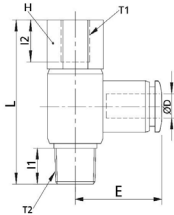


CODO ORIENTABLE ROSCA MACHO CILÍNDRICA CILÍNDRICA BSPP Y MÉTRICA  
NIQUELADO TIPO BANJO

- Swivel male banjo elbow BSPP & metric thread nickel plated

REFERENCIA	Ø D	T	E	L	F	H (HEX)	Peso Weight(g)
IMOPH04M5	4	M 5x0,8	4,0	18,0	20,0	8	6,6
IMOPH04M6	4	M 6x1,0	4,5	18,5	20,0	8	11,8
IMOPH04-G01	4	G 1/8"	5,0	22,5	22,3	10	11,5
IMOPH06M5	6	M 5x0,8	4,0	18,0	21,9	8	7,2
IMOPH06M6	6	M 6x1,0	4,5	18,5	21,9	8	12,4
IMOPH06-G01	6	G 1/8"	5,0	22,5	23,1	10	12,0
IMOPH06-G02	6	G 1/4"	5,8	26,2	25,1	14	23,0
IMOPH08-G01	8	G 1/8"	5,0	22,5	25,6	10	12,8
IMOPH08-G02	8	G 1/4"	5,8	26,2	28,6	14	23,8
IMOPH08-G03	8	G 3/8"	6,8	31,7	29,6	19	40,9
IMOPH10-G02	10	G 1/4"	5,8	26,2	31,1	14	27,2
IMOPH10-G03	10	G 3/8"	6,8	31,7	31,6	19	44,3
IMOPH12-G03	12	G 3/8"	6,8	31,7	35,6	19	45,9
IMOPH12-G04	12	G 1/2"	8,0	37,1	36,6	24	79,3

## IMOPHF

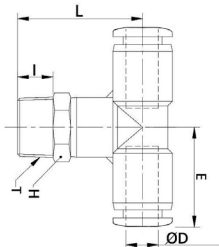


CODO ORIENTABLE ROSCA MACHO CONICA BSPT / HEMBRA CILÍNDRICA BSPP  
NIQUELADO DE TIPO BANJO

- Swivel female banjo elbow BSPT thread nickel plated

REFERENCIA	Ø D	T1	T2	L1	L2	L	E	H (HEX)	Peso Weight(g)
IMOPHF0401	4	G 1/8"	R 1/8"	7,0	7,0	29,0	22,3	14	16,4
IMOPHF0402	4	G 1/4"	R 1/4"	9,5	9,0	33,3	24,1	17	27,4
IMOPHF0601	6	G 1/8"	R 1/8"	7,0	7,0	29,0	23,1	14	17,0
IMOPHF0602	6	G 1/4"	R 1/4"	9,5	9,0	33,3	25,1	17	28,0
IMOPHF0603	6	G 3/8"	R 3/8"	10,5	10,0	39,9	26,8	19	44,8
IMOPHF0801	8	G 1/8"	R 1/8"	7,0	7,0	29,0	25,6	14	17,8
IMOPHF0802	8	G 1/4"	R 1/4"	9,5	9,0	33,3	28,6	17	28,8
IMOPHF0803	8	G 3/8"	R 3/8"	10,5	10,0	39,9	29,6	19	45,4
IMOPHF0804	8	G 1/2"	R 1/2"	13,5	12,0	46,5	32,6	24	71,9
IMOPHF1002	10	G 1/4"	R 1/4"	9,5	9,0	33,3	31,0	17	32,2
IMOPHF1003	10	G 3/8"	R 3/8"	10,5	10,0	39,9	31,6	19	48,8
IMOPHF1004	10	G 1/2"	R 1/2"	13,5	12,0	46,5	34,6	24	75,3
IMOPHF1202	12	G 1/4"	R 1/4"	9,5	9,0	33,3	33,5	17	33,7
IMOPHF1203	12	G 3/8"	R 3/8"	10,5	10,0	39,9	35,6	19	50,4
IMOPHF1204	12	G 1/2"	R 1/2"	13,5	12,0	46,5	36,6	24	76,8

## IMOPT

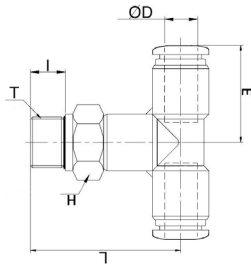


"T" ORIENTABLE ROSCA CENTRAL MACHO CÓNICA BSPT NIQUELADO

- Swivel male central tee BSPT thread nickel plated

REFERENCIA	Ø D	T	E	L	F	H (HEX)	Peso Weight(g)
IMOPT0401	4	R 1/8"	7,0	24,5	18,5	10	10,5
IMOPT0402	4	R 1/4"	9,5	28,0	18,5	14	16,3
IMOPT0601	6	R 1/8"	7,0	25,5	19,3	12	14,1
IMOPT0602	6	R 1/4"	9,5	28,5	19,3	14	19,1
IMOPT0603	6	R 3/8"	10,5	30,0	19,3	17	25,2
IMOPT0604	6	R 1/2"	13,5	33,5	19,3	21	38,5
IMOPT0801	8	R 1/8"	7,0	29,0	22,8	14	20,9
IMOPT0802	8	R 1/4"	9,5	31,5	22,8	14	21,0
IMOPT0803	8	R 3/8"	10,5	32,0	22,8	17	28,6
IMOPT0804	8	R 1/2"	13,5	36,5	22,8	21	41,5
IMOPT1001	10	R 1/8"	7,0	34,5	27,0	17	37,9
IMOPT1002	10	R 1/4"	9,5	37,0	27,0	17	38,6
IMOPT1003	10	R 3/8"	10,5	38,0	27,0	17	38,0
IMOPT1004	10	R 1/2"	13,5	41,5	27,0	21	54,5
IMOPT1202	12	R 1/4"	9,5	38,5	29,6	21	52,8
IMOPT1203	12	R 3/8"	10,5	39,5	29,6	21	55,2
IMOPT1204	12	R 1/2"	13,5	42,5	29,6	21	59,7

### IMOPT-G

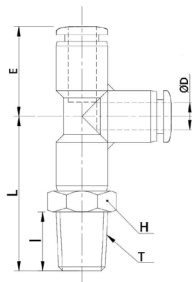


"T" ORIENTABLE ROSCA CENTRAL MACHO BSPP CILÍNDRICA Y MÉTRICA NIQUELADO

- Swivel male central tee BSPP & metric thread nickel plated

REFERENCIA	Ø D	T	E	L	F	H (HEX)	Peso Weight(g)
IMOPT04M5	4	M 5x0,8	3,8	22,3	18,5	10	10,6
IMOPT04M6	4	M 6x1,0	4,5	23,0	18,5	10	10,8
IMOPT04-G01	4	G 1/8"	5,0	25,0	18,5	14	14,2
IMOPT04-G02	4	G 1/4"	5,8	26,3	18,5	17	20,3
IMOPT06M5	6	M 5x0,8	3,8	23,3	19,3	12	13,9
IMOPT06M6	6	M 6x1,0	4,5	24,0	19,3	12	14,6
IMOPT06-G01	6	G 1/8"	5,0	25,5	19,3	14	17,2
IMOPT06-G02	6	G 1/4"	5,8	26,8	19,3	17	20,5
IMOPT06-G03	6	G 3/8"	6,8	28,3	19,3	20	27,0
IMOPT06-G04	6	G 1/2"	8,0	29,5	19,3	24	41,0
IMOPT08-G01	8	G 1/8"	5,0	28,5	22,8	14	20,8
IMOPT08-G02	8	G 1/4"	5,8	29,8	22,8	17	23,8
IMOPT08-G03	8	G 3/8"	6,8	31,3	22,8	20	29,9
IMOPT08-G04	8	G 1/2"	8,0	32,5	22,8	24	40,1
IMOPT10-G01	10	G 1/8"	5,0	34,0	27,0	17	38,4
IMOPT10-G02	10	G 1/4"	5,8	34,8	27,0	17	37,7
IMOPT10-G03	10	G 3/8"	6,8	36,3	27,0	20	41,8
IMOPT10-G04	10	G 1/2"	8,0	38,5	27,0	24	54,5
IMOPT12-G02	12	G 1/4"	5,8	36,8	29,6	21	52,4
IMOPT12-G03	12	G 3/8"	6,8	37,8	29,6	21	53,0
IMOPT12-G04	12	G 1/2"	8,0	39,5	29,6	24	60,3
IMOPT14-G03	14	G 3/8"	6,8	39,8	31,7	21	61,0
IMOPT14-G04	14	G 1/2"	8,0	41,5	31,7	24	69,0

### IMOPST

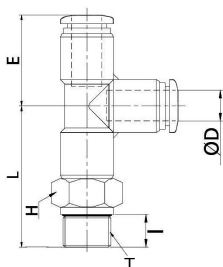


"T" ORIENTABLE ROSCA LATERAL MACHO CÓNICA BSPT NIQUELADO

- Swivel lateral male tee BSPT thread nickel plated

REFERENCIA	Ø D	T	E	L	F	H (HEX)	Peso Weight(g)
IMOPST0401	4	R 1/8"	7,0	24,5	18,5	10	10,5
IMOPST0402	4	R 1/4"	9,5	28,0	18,5	14	16,3
IMOPST0601	6	R 1/8"	7,0	25,5	19,3	12	14,1
IMOPST0602	6	R 1/4"	9,5	28,5	19,3	14	19,1
IMOPST0603	6	R 3/8"	10,5	30,0	19,3	17	25,2
IMOPST0604	6	R 1/2"	13,5	33,5	19,3	21	38,5
IMOPST0801	8	R 1/8"	7,0	29,0	22,8	14	20,9
IMOPST0802	8	R 1/4"	9,5	31,5	22,8	14	21,0
IMOPST0803	8	R 3/8"	10,5	32,3	22,8	17	28,6
IMOPST0804	8	R 1/2"	13,5	36,5	22,8	21	41,5
IMOPST1001	10	R 1/8"	7,0	34,5	27,0	17	37,9
IMOPST1002	10	R 1/4"	9,5	37,0	27,0	17	38,6
IMOPST1003	10	R 3/8"	10,5	38,0	27,0	17	38,0
IMOPST1004	10	R 1/2"	13,5	41,5	27,0	21	54,5
IMOPST1202	12	R 1/4"	9,5	38,5	29,6	21	52,8
IMOPST1203	12	R 3/8"	10,5	39,5	29,6	21	55,2
IMOPST1204	12	R 1/2"	13,5	42,5	29,6	21	59,7

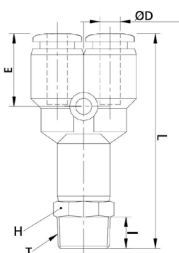
## IMOPST-G



“T” ORIENTABLE ROSCA LATERAL MACHO BSPP CILÍNDRICA Y MÉTRICA NIQUELADO  
- Swivel male central tee BSPP & metric thread nickel plated

REFERENCIA	Ø D	T	E	L	F	H (HEX)	Peso Weight(g)
IMOPST04M5	4	M5x0,8	3,8	22,3	18,5	10	10,6
IMOPST04M6	4	M6x1,0	4,5	23,0	18,5	10	10,8
IMOPST04-G01	4	G1/8"	5,0	25,0	18,5	14	14,2
IMOPST04-G02	4	G1/4"	5,8	26,3	18,5	17	20,3
IMOPST06M5	6	M5x0,8	3,8	23,3	19,3	12	13,9
IMOPST06M6	6	M6x1,0	4,5	24,0	19,3	12	14,6
IMOPST06-G01	6	G1/8"	5,0	25,5	19,3	14	17,2
IMOPST06-G02	6	G1/4"	5,8	26,8	19,3	17	20,5
IMOPST06-G03	6	G3/8"	6,8	28,3	19,3	20	27,0
IMOPST06-G04	6	G1/2"	8,0	29,5	19,3	24	41,0
IMOPST08-G01	8	G1/8"	5,0	28,5	22,8	14	20,8
IMOPST08-G02	8	G1/4"	5,8	29,8	22,8	17	23,8
IMOPST08-G03	8	G3/8"	6,8	31,3	22,8	20	29,9
IMOPST08-G04	8	G1/2"	8,0	32,5	22,8	24	40,1
IMOPST10-G01	10	G1/8"	5,0	34,0	27,0	17	38,4
IMOPST10-G02	10	G1/4"	5,8	34,8	27,0	17	37,7
IMOPST10-G03	10	G3/8"	6,8	36,3	27,0	20	41,8
IMOPST10-G04	10	G1/2"	8,0	38,5	27,0	24	54,5
IMOPST12-G02	12	G1/4"	5,8	36,8	29,6	21	52,4
IMOPST12-G03	12	G3/8"	6,8	37,8	29,6	21	53,0
IMOPST12-G04	12	G1/2"	8,0	39,5	29,6	24	60,3

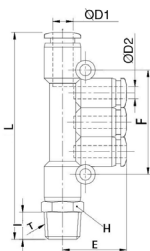
## IMOPWT



“Y” ORIENTABLE ROSCA MACHO BSPT CÓNICA Y MÉTRICA NIQUELADO  
- Swivel male Y BSPT & metric thread nickel plated

REFERENCIA	Ø D	T	E	L	F	H (HEX)	Peso Weight(g)
IMOPWT04M5	4	M5x0,8	3,8	39,3	14,0	10	10,8
IMOPWT04M6	4	M6x1,0	4,5	40,0	14,0	10	11,0
IMOPWT0401	4	R1/8"	7,0	41,5	14,0	10	10,7
IMOPWT0402	4	R1/4"	9,5	45,0	14,0	14	16,6
IMOPWT06M5	6	M5x0,8	3,8	41,1	14,8	12	14,5
IMOPWT06M6	6	M6x1,0	4,5	41,8	14,8	12	15,1
IMOPWT0601	6	R1/8"	7,0	43,3	14,8	12	14,6
IMOPWT0602	6	R1/4"	9,5	46,3	14,8	14	19,6
IMOPWT0603	6	R3/8"	10,5	47,8	14,8	17	25,8
IMOPWT0604	6	R1/2"	13,5	51,3	14,8	21	39,0
IMOPWT0801	8	R1/8"	7,0	46,6	18,2	14	21,0
IMOPWT0802	8	R1/4"	9,5	49,1	18,2	14	21,1
IMOPWT0803	8	R3/8"	10,5	50,6	18,2	17	28,7
IMOPWT0804	8	R1/2"	13,5	54,1	18,2	21	41,6
IMOPWT1001	10	R1/8"	7,0	54,6	19,5	17	38,3
IMOPWT1002	10	R1/4"	9,5	57,1	19,5	17	39,0
IMOPWT1003	10	R3/8"	10,5	58,1	19,5	17	38,4
IMOPWT1004	10	R1/2"	13,5	61,6	19,5	21	54,9
IMOPWT1202	12	R1/4"	9,5	62,1	21,6	21	53,6
IMOPWT1203	12	R3/8"	10,5	63,1	21,6	21	46,0
IMOPWT1204	12	R1/2"	13,5	66,1	21,6	21	60,5

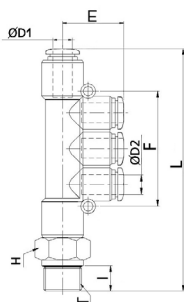
### IMOPKD



DISTRIBUIDOR MÚLTIPLE TUBO ROSCA MACHO CÓNICA BSPT NIQUELADO  
- Swivel multi-tee lateral male connector BSPT thread

REFERENCIA	ØD1	ØD2	T	I	L	E	F	H (HEX)	Peso Weight(g)
IMOPKD0604-01	6	4	R 1/8"	7,0	63,8	19,0	36,0	12	17,4
IMOPKD0804-02	8	4	R 1/4"	9,5	71,3	20,0	42,0	14	23,1
IMOPKD0806-02	8	6	R 1/4"	9,5	71,3	20,3	42,0	14	24,2
IMOPKD1008-03	10	8	R 3/8"	10,5	91,0	24,3	48,0	17	40,2

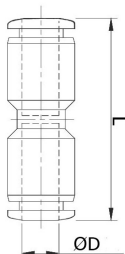
### IMOPKD-G



DISTRIBUIDOR MÚLTIPLE TUBO ROSCA MACHO CILÍNDRICA BSPP NIQUELADO  
- Swivel multi-tee lateral male connector BSPP thread

REFERENCIA	ØD1	ØD2	ØD	T	I	L	E	F	H (HEX)	Peso Weight(g)
IMOPKD0604-G01	6	4	3,2	G1/8"	5,0	63,8	19,0	36,0	14	20,5
IMOPKD0804-G02	8	4	3,2	G1/4"	5,8	69,6	20,0	42,0	17	26,0
IMOPKD0806-G02	8	6	3,2	G1/4"	5,8	69,6	20,3	42,0	17	27,0
IMOPKD1008-G03	10	8	4,2	G3/8"	6,8	89,3	24,3	48,0	20	44,0

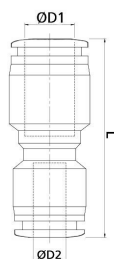
### IMOPUC



UNIÓN DE TUBO-TUBO  
- Union connector

REFERENCIA	ØD	L	Peso Weight(g)
IMOPUC04	4	33,0	4,2
IMOPUC05	5	35,2	5,0
IMOPUC06	6	35,2	5,2
IMOPUC07	7	39,1	7,0
IMOPUC08	8	39,1	6,8
IMOPUC09	9	45,2	14,0
IMOPUC10	10	45,2	14,0
IMOPUC11	11	49,2	17,0
IMOPUC12	12	49,2	16,4
IMOPUC14	14	48,4	18,0
IMOPUC15	15	51,0	25,0

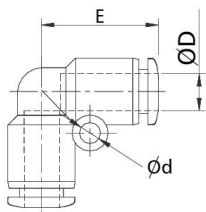
### IMOPG



REDUCCIÓN TUBO-TUBO  
- Reduced union connector

REFERENCIA	ØD1	ØD2	L	Peso Weight(g)
IMOPG0604	6	4	33,6	5,2
IMOPG0805	8	5	35,5	6,0
IMOPG0806	8	6	36,1	6,8
IMOPG1007	10	7	41,8	10,0
IMOPG1008	10	8	41,8	12,7
IMOPG1207	12	7	46,9	13,0
IMOPG1208	12	8	46,9	14,1
IMOPG1210	12	10	46,1	16,6
IMOPG1410	14	10	46,7	17,0
IMOPG1412	14	12	48,3	17,0

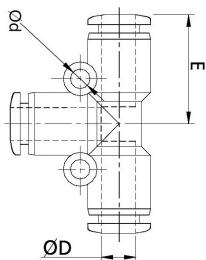
## IMOPUL



CODO TUBO-TUBO  
- Union elbow

REFERENCIA	ØD1	ØD2	L	Peso Weight(g)
IMOPUL04	4	3,2	17,5	4,2
IMOPUL06	6	3,2	19,0	5,5
IMOPUL08	8	3,2	22,8	7,3
IMOPUL10	10	4,2	26,3	14,3
IMOPUL12	12	4,3	29,6	18,2
IMOPUL14	14	5,1	31,7	23,0

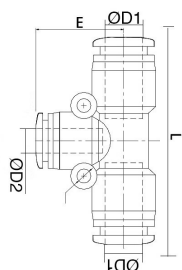
## IMOPUT



"T" TUBO  
- Union tee

REFERENCIA	ØD1	ØD	L	Peso Weight(g)
IMOPUT04	4	3,2	18,5	6,5
IMOPUT06	6	3,2	19,3	8,1
IMOPUT08	8	3,2	22,8	10,6
IMOPUT10	10	4,2	27,0	21,4
IMOPUT12	12	4,3	29,6	26,7
IMOPUT14	14	5,1	31,7	31,0

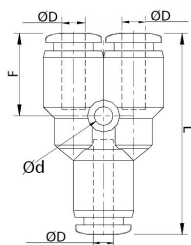
## IMOPGT



REDUCCIÓN "T" TUBO  
- Reduced union Tee

REFERENCIA	ØD1	ØD2	ØD	E	L	Peso Weight(g)
IMOPGT0604	6	4	3,2	19,5	38,6	8,1
IMOPGT0806	8	6	3,2	20,3	45,5	10,6
IMOPGT1008	10	8	4,2	24,8	54,0	20,2
IMOPGT1210	12	10	4,2	28,5	59,2	26,9

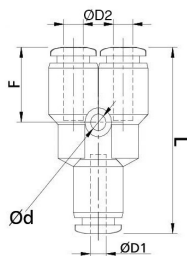
## IMOPY



"Y" UNIÓN TUBO-TUBO  
- Union Y

REFERENCIA	ØD1	ØD	L	F	Peso Weight(g)
IMOPY04	4	3,2	35,5	14,0	6,8
IMOPY06	6	3,2	37,1	14,8	8,6
IMOPY08	8	3,2	40,4	18,2	10,7
IMOPY10	10	4,2	47,1	19,5	21,8
IMOPY12	12	4,2	53,2	21,6	27,5

## IMOPW

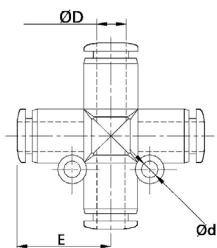


REDUCCIÓN "Y" TUBO-TUBO  
- Reduced union Y

REFERENCIA	ØD1	ØD2	ØD	L	F	Peso Weight(g)
IMOPW0604	6	4	3,2	36,8	14,5	9,2
IMOPW0806	8	6	3,2	39,9	17,7	11,4
IMOPW1008	10	8	4,2	47,9	20,3	21,8
IMOPW1210	12	10	4,2	51,6	20,0	29,3



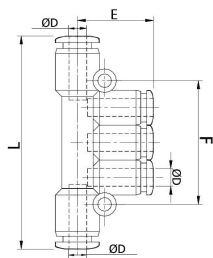
### IMOPZA



CRUZ TUBO  
- Cross junction

REFERENCIA	ØD1	ØD	E	Peso Weight(g)
IMOPZA04	4	3,2	17,5	8,0
IMOPZA06	6	3,2	19,3	10,2
IMOPZA08	8	3,2	22,8	13,6
IMOPZA10	10	4,2	27,0	28,2
IMOPZA12	12	4,3	29,6	34,2

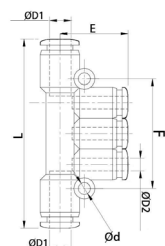
### IMOPK



DISTRIBUIDOR MULTIPLE TUBO  
- Union multi tee

REFERENCIA	ØD	L	F	E	Peso Weight(g)
IMOPK04	4	57,0	36	19,0	13,0
IMOPK06	6	61,6	42	20,3	17,0
IMOPK08	8	81,6	48	24,3	22,0

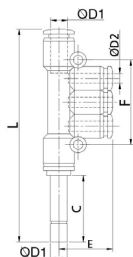
### IMOPKG



DISTRIBUIDOR MULTIPLE TUBO REDUCIDO  
- Reduced union multi tee

REFERENCIA	ØD1	ØD2	ØD	L	E	F	Peso Weight(g)
IMOPKG06-4	6	4	3,2	57,6	19,0	36	13,0
IMOPKG08-4	8	4	3,2	62,6	20,0	42	16,0
IMOPKG08-6	8	6	3,2	62,6	20,3	42	16,6
IMOPKG10-6	10	6	4,2	80,0	23,8	48	28,0
IMOPKG10-8	10	8	4,2	80,0	24,3	48	30,8

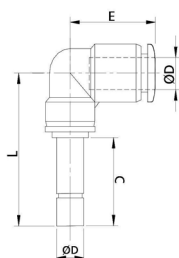
### IMOPKJ



DISTRIBUIDOR MÚLTIPLE CON ESPIGA LATERAL  
- Multi-tee union with lateral stem

REFERENCIA	ØD1	ØD2	Ød	L	E	F	Peso Weight(g)
IMOPKJ0604	6	4	74,8	19,0	36,0	18	17,0
IMOPKJ0804	8	4	82,3	20,0	42,0	21	19,0
IMOPKJ0806	8	6	82,3	20,3	42,0	21	23,4
IMOPKJ1006	10	6	104,5	23,8	48,0	24	31,0
IMOPKJ1008	10	8	104,5	24,3	48,0	24	39,7

### IMOPLJ



CODO CON ESPIGA  
- Elbow with stem

REFERENCIA	ØD	L	E	C	Peso Weight(g)
IMOPLJ04	4	33,0	17,5	16,0	7,6
IMOPLJ06	6	36,2	19,0	18,0	11,2
IMOPLJ08	8	42,5	22,8	21,0	17,0
IMOPLJ10	10	50,8	26,3	24,0	30,5
IMOPLJ12	12	54,5	29,6	26,0	40,6

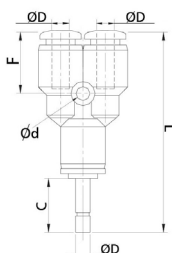
## IMOPLGJ



CODO CON ESPIGA REDUCIDO  
- Reduced elbow with stem

REFERENCIA	ESPIGA ØD1	ØD2	L	E	C	Peso Weight(g)
IMOPLGJ0604	6	4	35,0	17,5	18,0	8,7
IMOPLGJ0806	8	6	39,2	19,0	21,0	13,7
IMOPLGJ1008	10	8	46,5	22,8	24,0	19,4
IMOPLGJ1210	12	10	52,8	26,3	26,0	34,6

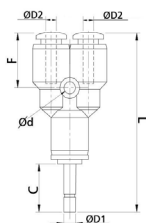
## IMOPYJ



UNIÓN "Y" CON ESPIGA  
- Union "Y" with stem

REFERENCIA	ØD	Ød	L	E	C	Peso Weight(g)
IMOPYJ04	4	3,2	51,0	14,0	16	10,2
IMOPYJ06	6	3,2	54,3	14,8	18	14,4
IMOPYJ08	8	3,2	60,1	18,2	21	20,4
IMOPYJ10	10	4,2	71,6	19,5	24	38,1
IMOPYJ12	12	4,2	78,1	21,6	26	49,9

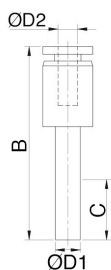
## IMOPWJ



UNIÓN "Y" CON ESPIGA REDUCIDA  
- Reduced union "Y" with stem

REFERENCIA	ESPIGA ØD1	TUBO ØD2	Ød	L	F	C	Peso Weight(g)
IMOPWJ0604	6	4	3,2	53,0	14,0	18	14,5
IMOPWJ0806	8	6	3,2	57,3	14,8	21	20,4
IMOPWJ1008	10	8	4,2	64,1	18,2	24	35,5
IMOPWJ1210	12	10	4,2	73,6	19,5	26	50,5

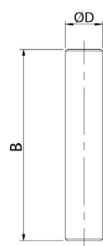
## IMOPGJ



REDUCCIÓN  
- Reducer

REFERENCIA	ESPIGA ØD1	TUBO ØD2	L	C	Peso Weight(g)
IMOPGJ0604	6	4	39,5	14,0	1,4
IMOPGJ0804	8	4	41,5	14,0	2,7
IMOPGJ0806	8	6	41,8	14,3	2,0
IMOPGJ1006	10	6	46,8	17,3	3,8
IMOPGJ1008	10	8	47,3	17,8	2,8
IMOPGJ1206	12	6	51,8	19,3	7,7
IMOPGJ1208	12	8	52,3	19,8	6,4
IMOPGJ1210	12	10	51,5	19,0	4,2

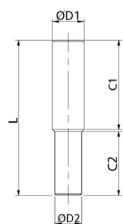
## IMOPIJ



UNIÓN LISA  
- Junction

REFERENCIA	ØD	L	Peso Weight(g)
IMOPIJ04	4	35	0,4
IMOPIJ06	6	37	0,8
IMOPIJ08	8	41	1,2
IMOPIJ10	10	51	2,7
IMOPIJ12	12	54	3,5

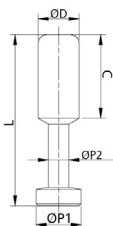
### IMOPIG



UNIÓN LISA REDUCIDA  
- Reduced junction

REFERENCIA	ØD1	ØD2	C1	C2	L	Peso Weight(g)
IMOPIG0604	6	4	18	17	36	0,6
IMOPIG0806	8	6	20	18	39	1,0
IMOPIG1008	10	8	25	20	46	1,9
IMOPIG1210	12	10	27	26	54	3,2

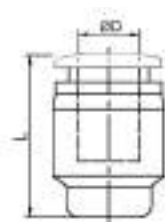
### IMOPP



TAPÓN MACHO  
- Male plug

REFERENCIA	ØD	L	ØP1	ØP2	C	Peso Weight(g)
IMOPP04	4	28	5,0	3,0	15,0	0,4
IMOPP06	6	33	7,0	3,0	17,0	0,8
IMOPP08	8	37	9,0	4,0	18,0	1,3
IMOPP10	10	42	11,0	5,0	20,5	2,2
IMOPP12	12	44	13,0	6,0	23,0	3,1

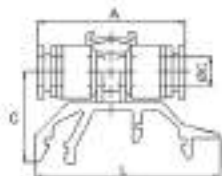
### IMOPPF



TAPÓN HEMBRA  
- Female plug

REFERENCIA	ØD	L	Peso Weight(g)
IMOPPF04	4	17,5	2,6
IMOPPF05	5	17,5	3,1
IMOPPF06	6	17,5	3,7
IMOPPF07	7	20,8	3,8
IMOPPF08	8	20,8	4,2
IMOPPF10	10	25,3	5,5
IMOPPF12	12	25,6	9,3
IMOPPF14	14	25,7	12,4
IMOPPF15	15	27,0	15,3

### IMOPUCPRD



UNIÓN RECTA TUBO-TUBO CON FIJACIÓN PARA PERFIL DIN O Ω  
- Union connector for DIN profile or Ω

REFERENCIA	ØD	A	L	C	Peso Weight(g)
IMOPUCPRD04	4	34,6	45,0	22,0	8,0
IMOPUCPRD06	6	35,2	45,0	22,0	8,0
IMOPUCPRD08	8	39,1	45,0	22,7	10,0
IMOPUCPRD10	10	45,2	45,0	24,7	17,0

### IMOPCV



ANILLO DE COLORES  
- Applicable sleeve color











REFERENCIA	ØA	COLOR STANDARD Standard Colours	Peso Weight(g)
IMOPCV04	4,3	● ● ● ● ●	0,10
IMOPCV06	6,3	● ● ● ● ●	0,14

APLICABLE SOLO SOBRE RACORES TERMOPLÁSTICOS.  
Applicable only on thermoplastic fittings

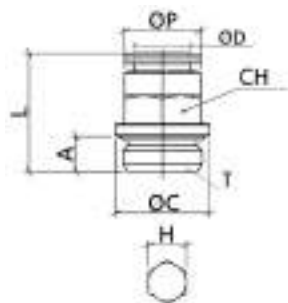
Nota: Marcar el color detrás de la referencia: Ej. IMOPCV04-AM (Amarillo)

# RACORES AUTOMÁTICOS EN LATÓN NIQUELADO

## BRASS PUSH-IN FITTINGS

 <p><b>TEMPERATURA DE TRABAJO:</b> DE - 20°C A +80°C <b>Working Temperature:</b> From -20°C up to +80°C</p>	 <p><b>MATERIALES DE CONSTRUCCIÓN</b> <b>Materials Used</b></p>											
 <p><b>PRESION MAXIMA TRABAJO:</b> 16 BAR <b>Maximum working pressure:</b> 16 Bar</p>	<p><b>CUERPO:</b> LATÓN NIQUELADO UNI EN 12164 CW 614N Y UNI EN 12164 CW 617N <b>Body:</b> Nickel plated brass UNI EN 12164 CW 614N &amp; UNI EN 12164 CW 617N</p>											
 <p><b>PRESIONES DE VACÍO:</b> HASTA -750MMHG <b>Negative pressure:</b> -750mmHg</p>												
 <p><b>APLICACIONES:</b> AIRE COMPRIMIDO, VACÍO Y AGUA <b>Applications:</b> Compressed Air, Vacuum and Water</p>												
 <p><b>TUBOS UTILIZADOS:</b> POLIAMIDA (PA), POLIURETANO (PU), POLIETILENO (PE) <b>Tubes Used:</b> Polyamide (PA), Polyurethane (PU), Polyethylene (PE)</p>	<p><b>COLLAR:</b> POM <b>Collar:</b> POM</p>											
 <p><b>CERTIFICACIONES</b> <b>Certifications</b></p>	<p><b>ANILLO PULSADOR:</b> LATÓN NIQUELADO UNI EN 12164 CW 614N Y UNI EN 12164 CW 617N <b>Collet sleeve:</b> Nickel plated brass UNI EN 12164 CW 614N &amp; UNI EN 12164 CW 617N</p>											
 <p><b>PRODUCTOS CONFORME A LA DIRECTIVA 2002/95/EC</b> Products in compliance with the directive 2002/95/EC</p>	<p><b>PINZA DE AGARRE:</b> ACERO INOXIDABLE AISI 301 <b>Lock claw:</b> Stainless steel AISI 301</p>											
 <p><b>PRODUCTOS CONFORME A LA DIRECTIVA 2011/65/EU</b> Products in compliance with the directive 2011/65/EU</p>	<p><b>ANILLO POSTERIOR:</b> PBT <b>Back ring:</b> PBT</p>											
<p><b>TOLERANCIA DIÁMETRO EXTERIOR DEL TUBO</b> <b>Outer diameter tube tolerance</b></p>	<p><b>JUNTAS TÓRICAS:</b> NBR LIBRE DE SILICONA <b>O'ring:</b> NBR silicon free</p>											
<table border="1"> <thead> <tr> <th>TUBO Tube</th> <th>TOLERANCIA Tolerance</th> </tr> </thead> <tbody> <tr> <td>Ø3mm</td> <td rowspan="5">±0,07</td> </tr> <tr> <td>Ø4mm</td> </tr> <tr> <td>Ø6mm</td> </tr> <tr> <td>Ø8mm</td> </tr> <tr> <td>Ø10mm</td> </tr> <tr> <td>Ø12mm</td> <td rowspan="2">±0,1</td> </tr> <tr> <td>Ø14mm</td> </tr> </tbody> </table>	TUBO Tube	TOLERANCIA Tolerance	Ø3mm	±0,07	Ø4mm	Ø6mm	Ø8mm	Ø10mm	Ø12mm	±0,1	Ø14mm	<p><b>ANILLO DE CIERRE PARA RACORES ORIENTABLES:</b> ACERO INOXIDABLE AISI 302 <b>Retaining ring for swivel systems:</b> Stainless steel 302</p>
TUBO Tube	TOLERANCIA Tolerance											
Ø3mm	±0,07											
Ø4mm												
Ø6mm												
Ø8mm												
Ø10mm												
Ø12mm	±0,1											
Ø14mm												
	 <p><b>ROSCAS</b> <b>Threads</b></p> <p><b>ROSCA CILÍNDRICA BSPP CON JUNTA TÓRICA ISO 228 G1/8" A G1/2"</b> Parallel gas BSPP ISO 228 from G1/8" to G 1/2"</p> <p><b>ROSCA MÉTRICA ISO 262 : M5, M6 Y M7</b> Metric ISO 262 M5, M6, M7</p>											

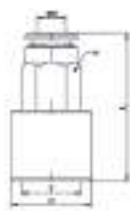
### IMOTC



RACOR DIRECTO ROSCA MACHO CILÍNDRICA BSPP Y MÉTRICA  
- Male connector BSPP & metric thread

REFERENCIA	ØD	T	ØP	I	L	H1 (HEX)	H (HEX)	Peso Weight(g)
IMOTC03M3	3	M 3x0,5	5,5	3,0	14,5	9	1,5	1,4
IMOTC03M5	3	M 5x0,8	8,0	4,0	15,0	9	2,0	2,3
IMOTC04M5	4	M 5x0,8	8,0	4,0	19,0	9	2,5	4,6
IMOTC04M6	4	M 6x1	9,0	4,5	19,5	9	3,0	4,3
IMOTC04M7	4	M 7x1	9,0	5,0	20,0	9	3,0	5,0
IMOTC04-G01	4	G 1/8"	13,0	5,0	16,5	9	3,0	6,1
IMOTC04-G02	4	G 1/4"	16,0	6,5	18,5	9	3,0	11,8
IMOTC06M5	6	M 5x0,8	8,0	4,0	22,0	9	2,5	8,6
IMOTC06M6	6	M 6x1	9,0	4,5	22,5	9	3,0	8,9
IMOTC06M7	6	M 7x1	9,0	5,0	23,0	9	3,0	9,5
IMOTC06-G01	6	G 1/8"	13,5	5,0	19,5	12	4,0	9,0
IMOTC06-G02	6	G 1/4"	16,0	6,5	19,5	12	4,0	12,7
IMOTC08-G01	8	G 1/8"	13,0	5,0	23,5	12	6,0	11,4
IMOTC08-G02	8	G 1/4"	16,0	6,5	21,5	13	6,0	13,5
IMOTC08-G03	8	G 3/8"	20,0	7,0	21,0	14	6,0	20,1
IMOTC10-G02	10	G 1/4"	16,0	6,5	27,5	14	8,0	17,4
IMOTC10-G03	10	G 3/8"	20,0	7,0	25,0	15	8,0	22,6
IMOTC10-G04	10	G 1/2"	25,0	8,5	25,5	16	8,0	34,5
IMOTC12-G02	12	G 1/4"	16,0	6,5	28,5	16	8,0	26,2
IMOTC12-G03	12	G 3/8"	20,0	7,0	28,5	19	10,0	28,9
IMOTC12-G04	12	G 1/2"	25,0	8,5	26,4	19	10,0	36,1
IMOTC14-G03	14	G 3/8"	20,0	7,0	32,0	22	10,0	37,5
IMOTC14-G04	14	G 1/2"	25,0	8,5	32,0	22	12,0	42,4

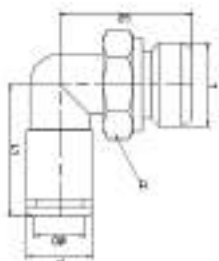
### IMOTCF



RACOR CON ROSCA HEMBRA CILÍNDRICA BSPP  
- Female straight BSPP

REFERENCIA	ØD	T	ØP	L	H (HEX)	Peso Weight(g)
IMOTCF0401	4	G 1/8"	13	23,5	9	10
IMOTCF0601	6	G 1/8"	14	26	12	15,1
IMOTCF0602	6	G 1/4"	16	30	12	18,5
IMOTCF0801	8	G 1/8"	13	26	14	17,5
IMOTCF0802	8	G 1/4"	16	30	14	20,2
IMOTCF1002	10	G 1/4"	16	32	16	24,4
IMOTCF1003	10	G 3/8"	20	33,5	16	30,3

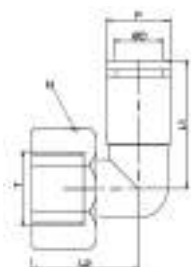
# IMOTL



CODO ORIENTABLE ROSCA MACHO CILÍNDRICA BSPP Y MÉTRICO  
- Swivel male elbow BSPP & metric

REFERENCIA	ØD	T	ØP	L1	L2	H (HEX)	Peso Weight(g)
IMOTL03M5	3	M5x0,8	7	13,5	14,0	9	7,1
IMOTL04M5	4	M5x0,8	9	17,5	14,0	9	8,8
IMOTL04M6	4	M6x1	9	17,5	14,5	9	8,7
IMOTL04-G01	4	G1/8"	9	19,5	18,0	13	15,7
IMOTL04-G02	4	G1/4"	9	19,5	21,5	13	19,0
IMOTL06M5	6	M5x0,8	12	20,5	14,0	9	11,9
IMOTL06M6	6	M6x1	12	20,5	14,5	9	12,0
IMOTL06-G01	6	G1/8"	12	22,0	18,0	13	18,5
IMOTL06-G02	6	G1/4"	12	22,0	21,5	13	21,8
IMOTL08-G01	8	G1/8"	14	22,5	18,0	13	22,0
IMOTL08-G02	8	G1/4"	14	22,5	21,5	13	25,3
IMOTL08-G03	8	G3/8"	14	23,0	25,5	16	37,7
IMOTL10-G02	10	G1/4"	16	26,0	22,0	16	34,0
IMOTL10-G03	10	G3/8"	16	26,0	25,5	16	39,2
IMOTL10-G04	10	G1/2"	16	26,0	27,5	16	43,2
IMOTL12-G02	12	G1/4"	19	28,5	25,5	20	58,5
IMOTL12-G03	12	G3/8"	19	28,5	26,0	20	56,1
IMOTL12-G04	12	G1/2"	19	28,5	30,5	20	65,1
IMOTL14-G03	14	G3/8"	22	31,0	26,0	20	61,6
IMOTL14-G04	14	G1/2"	22	31,0	30,5	20	69,9

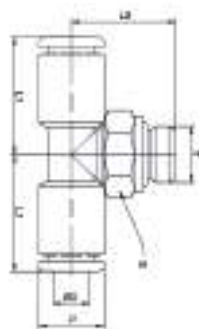
# IMOTLF



CODO ORIENTABLE ROSCA HEMBRA CILÍNDRICA BSPP  
- Swivel female elbow BSPP

REFERENCIA	ØD	T	ØP	L1	L2	H (HEX)	Peso Weight(g)
IMOTLF0401	4	G1/8"	9	19,5	17,5	13	17,3
IMOTLF0601	6	G1/8"	12	22	17,5	13	19,7
IMOTLF0602	6	G1/4"	12	22	21,5	16	25,4
IMOTLF0801	8	G1/8"	14	22,5	17,5	13	23,1
IMOTLF0802	8	G1/4"	14	22,5	21,5	16	29,1
IMOTLF1002	10	G1/4"	16	26	23	16	35,6
IMOTLF1003	10	G3/8"	16	26	25	20	43,5

# IMOTT

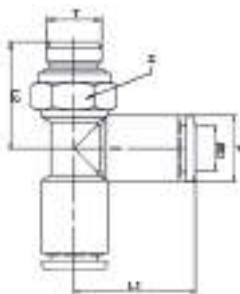


"T" ORIENTABLE ROSCA CENTRAL MACHO CILÍNDRICA BSPP Y MÉTRICO  
- Swivel male central tee BSPP thread

REFERENCIA	ØD	T	ØP	L1	L2	H (HEX)	Peso Weight(g)
IMOTT04M5	4	M5X0,8	10	4	17	32	8
IMOTT04-G01	4	G1/8"	9	19,5	18	13	20,2
IMOTT04-G02	4	G1/4"	9	19,5	21,5	13	23,9
IMOTT06-G01	6	G1/8"	12	22	18	13	25,2
IMOTT06-G02	6	G1/4"	12	22	21,5	13	29,1
IMOTT08-G01	8	G1/8"	14	22,5	18	13	30,7
IMOTT08-G02	8	G1/4"	14	22,5	21,5	13	33,6
IMOTT08-G03	8	G3/8"	14	23	25,5	13	46,4
IMOTT10-G02	10	G1/4"	16	24,5	22	16	44,4
IMOTT10-G03	10	G3/8"	16	24,5	25,5	16	49,7
IMOTT12-G03	12	G3/8"	19	28,5	26	20	75,3
IMOTT12-G04	12	G1/2"	19	28,5	30,5	20	82



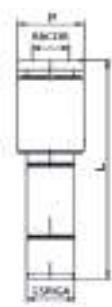
### IMOTST



"T" ORIENTABLE LATERAL ROSCA MACHO CILÍNDRICA BSPP  
- Swivel lateral male BSPP thread with OR

REFERENCIA	ØD	T	ØP	L1	L2	H (HEX)	Peso Weight(g)
IMOTST04-G01	4	G1/8"	9	19,5	18,0	13	20,5
IMOTST04-G02	4	G1/4"	9	19,5	21,5	13	24,0
IMOTST06-G01	6	G1/8"	12	22,0	18,0	13	26,0
IMOTST06-G02	6	G1/4"	12	22,0	21,5	13	29,5
IMOTST08-G01	8	G1/8"	14	22,5	18,0	13	30,0
IMOTST08-G02	8	G1/4"	14	22,5	21,5	13	33,5
IMOTST10-G02	10	G1/4"	16	26,0	22,0	16	44,0
IMOTST10-G03	10	G3/8"	16	26,0	25,5	16	49,0
IMOTST12-G03	12	G3/8"	19	28,5	26,0	20	73,0
IMOTST12-G04	12	G1/2"	19	28,5	30,5	20	77,0

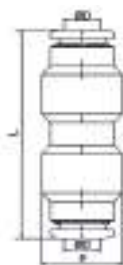
### IMOTGJ



REDUCCIÓN TUBO  
- Reducer stem-tube

REFERENCIA	ESPIGA	TUBO	ØP	L	Peso Weight(g)
IMOTGJ0403	4	3	7	27	2,5
IMOTGJ0406	4	6	12	35,5	10
IMOTGJ0604	6	4	9	33,5	7
IMOTGJ0605	6	5	10	36,5	8,8
IMOTGJ0608	6	8	14	39,5	13,5
IMOTGJ0804	8	4	9	33,5	10
IMOTGJ0805	8	5	10	34	11
IMOTGJ0806	8	6	12	35	11,5
IMOTGJ1004	10	4	10	31,5	15
IMOTGJ1006	10	6	12	36,5	15,5
IMOTGJ1008	10	8	14	37	15
IMOTGJ1204	12	4	12	32,5	24,5
IMOTGJ1206	12	6	12	35,5	22,2
IMOTGJ1208	12	8	14	39	23
IMOTGJ1210	12	10	16	42	20
IMOTGJ1406	14	6	14	37,5	25
IMOTGJ1408	14	8	14	38,5	31,5
IMOTGJ1410	14	10	16	42	29,5
IMOTGJ1412	14	12	19	43	24

### IMOTUC



UNIÓN RECTA TUBO-TUBO  
- Union connector

REFERENCIA	ØD	ØP	L	Peso Weight(g)
IMOTUC03	3	7	22,0	2,7
IMOTUC04	4	9	28,0	6,8
IMOTUC06	6	12	33,5	15,0
IMOTUC08	8	14	34,0	18,0
IMOTUC10	10	16	38,5	22,5
IMOTUC12	12	19	41,0	36,6
IMOTUC14	14	22	47,0	47,4

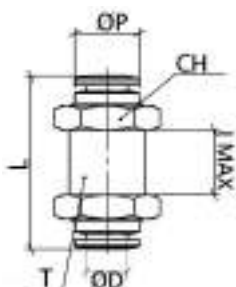
## IMOTG



REDUCCIÓN DIRECTA TUBO-TUBO  
- Reduced union connector

REFERENCIA	ØD1	ØD2	ØP	L	Peso Weight(g)
IMOTG0604	6	4	12	31,0	14,7
IMOTG0806	8	6	14	34,0	21,0
IMOTG1008	10	8	16	36,5	25,2

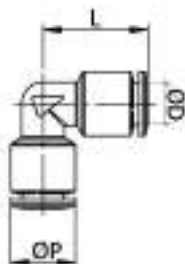
## IMOTMM



PASATABIQUES TUBO-TUBO  
- Bulkhead connector

REFERENCIA	ØD1	ØD2	ØP	L	Peso Weight(g)
IMOTMM03	3	M10x1	21,5	8	14,5
IMOTMM04	4	M12x1	28,0	8	23,5
IMOTMM06	6	M14x1	34,0	16	33,0
IMOTMM08	8	M16x1	34,0	17	39,5
IMOTMM10	10	M18x1	39,0	19	51,5
IMOTMM12	12	M20x1	41,0	20	60,0
IMOTMM14	14	M24x1	47,5	18	99,0

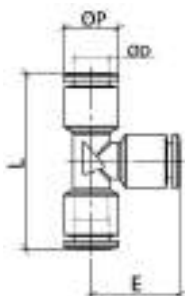
## IMOTUL



CODO TUBO  
- Union elbow

REFERENCIA	ØD	ØP	L	Peso Weight(g)
IMOTUL03	3	7	12,0	4,5
IMOTUL04	4	9	17,5	9,0
IMOTUL06	6	12	20,5	16,5
IMOTUL08	8	14	22,5	22,0
IMOTUL10	10	16	25,0	29,5
IMOTUL12	12	19	26,5	48,5
IMOTUL14	14	22	31,5	58,0

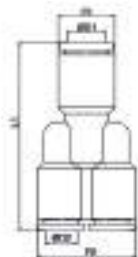
## IMOTUT



"T" TUBO  
- Union tee

REFERENCIA	ØD	ØP	L	Peso Weight(g)
IMOTUT03	3	7	12,0	5,6
IMOTUT04	4	9	17,5	12,5
IMOTUT06	6	12	20,0	22,5
IMOTUT08	8	14	21,0	28,4
IMOTUT10	10	16	24,5	39,2
IMOTUT12	12	19	26,0	61,3
IMOTUT14	14	22	30,5	77,1

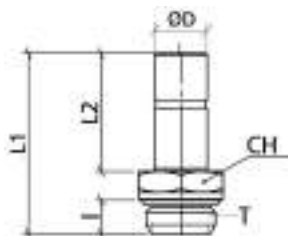
### IMOTY



“Y” UNIÓN TUBO-TUBO  
- Union “Y”

REFERENCIA	ØD1	ØD2	ØP1	L1	Peso Weight(g)
IMOTY04	4	4	9	29,5	13,5
IMOTY06	6	6	12	36,0	32,0
IMOTY08	8	8	14	37,5	42,5
IMOTY10	10	10	16	44,5	62,7
IMOTY12	12	12	19	49,0	95,8

### IMOTA



ADAPTADOR CON ROSCA MACHO CILÍNDRICA BSPP Y MÉTRICO  
- Adaptador male BSPP thread

REFERENCIA	ØD	T	I	L	H (HEX)	Peso Weight(g)
IMOTA04M5	4	M 5	4,0	24,0	9,0	3,2
IMOTA04-G01	4	G 1/8"	5,0	26,0	13,0	7,2
IMOTA04-G02	4	G 1/4"	6,5	28,5	16,0	12,4
IMOTA06M5	6	M 5	4,0	26,0	9,0	5,9
IMOTA06-G01	6	G 1/8"	5,0	28,0	13,0	8,5
IMOTA06-G02	6	G 1/4"	6,5	30,5	16,0	13,7
IMOTA08-G01	8	G 1/8"	5,0	29,0	13,0	9,4
IMOTA08-G02	8	G 1/4"	6,5	31,5	16,0	14,5
IMOTA08-G03	8	G 3/8"	7,5	37,0	13,0	20,0
IMOTA10-G01	10	G 1/8"	5,5	35,5	13,0	16,0
IMOTA10-G02	10	G 1/4"	6,5	31,5	16,0	15,5
IMOTA10-G03	10	G 3/8"	7,0	32,5	20,0	22,0
IMOTA12-G02	12	G 1/4"	6,5	39,0	13,0	22,0
IMOTA12-G03	12	G 3/8"	7,0	33,0	20,0	23,6
IMOTA12-G04	12	G 1/2"	8,5	35,0	26,0	38,0
IMOTA14-G03	14	G 3/8"	7,5	44,5	16,0	23,0
IMOTA14-G04	14	G 1/2"	9,0	46,5	16,0	33,0

### IMOTIJ



UNIÓN ENTRE RACORES AUTOMÁTICOS  
- Brass junction

REFERENCIA	ØD	ØC	L	Peso Weight(g)
IMOTIJ04	4	2	35	2,8
IMOTIJ06	6	4	40	5,5
IMOTIJ08	8	6	42	7,5
IMOTIJ10	10	8	50	11
IMOTIJ12	12	10	53	14
IMOTIJ14	14	12	54	18,5


## IMOTP



TAPÓN PARA RACOR AUTOMÁTICO  
- Male plug

REFERENCIA	ØD	L	Peso Weight(g)
IMOTP03	3	20	1
IMOTP04	4	25	2,5
IMOTP06	6	30	5,5
IMOTP08	8	30	12,5
IMOTP10	10	35	23
IMOTP12	12	38	37,5
IMOTP14	14	40	32,5

## IMOTZA



CRUZ GIRATORIA INTERMEDIA  
- Intermediate rotating cross

REFERENCIA	ØD1	ØD2	ØP1	ØP2	L1	L2	Peso Weight(g)
IMOTZA04	4	4	9	9	18	39	31
IMOTZA0406	4	6	9	12	18	39	36
IMOTZA06	6	6	12	12	18	44	41
IMOTZA0608	6	8	12	14	18	44	46,5
IMOTZA0808	8	8	14	14	18	45	50

## RACOR AUTOMÁTICO ENGRASE CENTRALIZADO CENTRALIZED LUBRICATION PUSH-IN FITTINGS



**TEMPERATURA DE TRABAJO:** DE - 20°C HASTA +70°C  
**Working Temperature:** From -20°C up to + 70°C



**MATERIALES DE CONSTRUCCIÓN**  
**Materials Used**



**PRESIONES DE TRABAJO:** Máx. 80 Bar. LA PRESIÓN MÁX. PUEDE VARIAR DEPENDIENDO DE LA TUBERÍA UTILIZADA Y DE LA TEMPERATURA AMBIENTE. ESTOS DOS FACTORES PUEDEN DE HECHO BAJAR LA PRESIÓN DE ROTURA DEL TUBO.

**Working Pressure:** Máx. 80 Bar. The max pressure rate archivable can vary depending on the tubing used and the room temperature. These two factors may in fact lower the tube bursting pressure.

**CUERPO:** LATÓN NIQUELADO UNI EN 12164 CW 614N Y UNI EN 12164 CW 617N

**Body:** Nickel plated brass UNI EN 12164 CW 614N & UNI EN 12164 CW 617N

**ROSCA:** LATÓN NIQUELADO UNI EN 12164 CW 614N

**Threaded screws:** Nickel plated brass UNI EN 12164 CW 614N

**PINZA DE AGARRE Y ANILLO PULSADOR:** LATÓN UNI EN 12164 CW614N

**Lock claw gripping collet:** Nickel paltd brass UNI EN 12164 CW 614N



**APLICACIONES:** SISTEMA DE LUBRICACIÓN  
**Applications:** Lubrication installations

**JUNTAS:** NBR

**Seals:** NBR

**TOLERANCIAS ACEPTABLES DEL TUBO:** ±0,07MM PARA TUBOS HASTA DE Ø6MM.

**Acceptable Tolerance on the Tubings:** ±0,07mm up to Ø6mm.



**ROSCAS**  
**Threads**

**PROFUNDIDAD DE INSERCIÓN DEL TUBO:** 14,5MM PARA Ø4MM. 17MM PARA Ø6MM.

**Tubing insertion depth:** 14,5mm for Ø4mm. 17mm for Ø6mm.

**ROSCA CÓNICA SEGÚN ISO 7 DE R1/8" HASTA R 1/4"**  
Taper gas BSPT ISO 7 from R 1/8" to R1/4"



**TUBOS UTILIZADOS:** POLIAMIDA (PA)  
**Tubes Used:** Polyamide (PA)

**ROSCA MÉTRICA ISO 262, M6, M8, M10**  
Metric ISO 262 M6, M8, M10



**CERTIFICACIONES**  
**Certifications**



**COMPONENTES**  
**Construction**



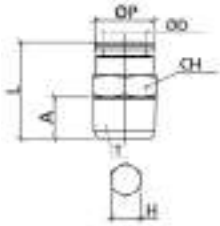
**PRODUCTOS CONFORME A LA DIRECTIVA 2002/95/EC**  
Products in compliance with the directive 2002/95/EC



**PRODUCTOS CONFORME A LA DIRECTIVA 2011/65/EU**  
Products in compliance with the directive 2011/65/EU



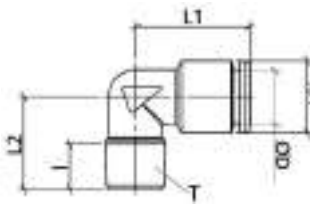
## IMOTEC



RACOR RECTO ROSCA MACHO CÓNICA BSPT Y MÉTRICA  
- Taper straight male BSPT & metric

REFERENCIA	ØD	T	ØP	I	L	H (HEX)	Peso Weight(g)
IMOTEC04M6	4	M6x1	9	8,0	23,0	10	7,6
IMOTEC04M8	4	M8x1	9	8,0	20,0	10	6,7
IMOTEC04M10	4	M10x1	9	8,0	20,0	11	9,3
IMOTEC0401	4	R1/8"	9	7,5	18,5	10	7,2
IMOTEC06M6	6	M6x1	12	8,0	25,5	12	11,6
IMOTEC06M8	6	M8x1	12	8,0	25,5	12	12,3
IMOTEC06M10	6	M10x1	12	8,0	22,0	12	10,9
IMOTEC0601	6	R1/8"	12	7,5	21,5	12	10,3
IMOTEC08M10	8	M10x1	14	8,0	26,0	14	10,9
IMOTEC0801	8	R1/8"	14	7,5	25,5	14	10,9
IMOTEC0802	8	R1/4"	14	11,0	25,5	14	10,9

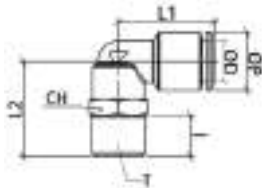
## IMOTEL



CODO FIJO ROSCA MACHO CÓNICA BSPT Y MÉTRICA  
- Male elbow fitting BSPT & metric

REFERENCIA	ØD	T	ØP	I	1L	2L	H (HEX)	Peso Weight(g)
IMOTEL04M6	4	M6x1	9	8,0	17,0	20,0	10	13,3
IMOTEL04M8	4	M8x1	9	8,0	17,0	20,0	10	13,4
IMOTEL04M10	4	M10x1	9	8,0	18,0	20,0	10	14,3
IMOTEL0401	4	R1/8"	9	7,5	15,5	20,0	10	12,6
IMOTEL06M6	6	M6x1	12	8,0	17,0	21,0	10	14,6
IMOTEL06M8	6	M8x1	12	8,0	17,0	21,0	10	14,8
IMOTEL06M10	6	M10x1	12	8,0	18,0	21,0	10	15,8
IMOTEL0601	6	R1/8"	12	7,5	15,5	21,0	10	14,2
IMOTEL08M10	8	M10x1	14	8,0	19,0	23,5	12	15,8
IMOTEL0801	8	R 1/8"	14	7,5	19,0	23,5	12	15,8
IMOTEL0802	8	R 1/4"	14	11,0	20,0	23,5	12	15,8

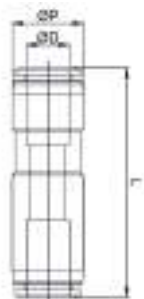
## IMOTELG



CODO GIRATORIO ROSCA MACHO CÓNICA BSPT Y MÉTRICA  
- Swivelling elbow fitting male BSPT & metric

REFERENCIA	ØD	T	ØP	I	L1	L2	H (HEX)	Peso Weight(g)
IMOTELG04M6	4	M6x1	9	8,0	20,5	20,0	13	19,9
IMOTELG04M8	4	M8x1	9	8,0	20,5	20,0	13	20,7
IMOTELG04M10	4	M10x1	9	8,0	21,5	20,0	13	23,4
IMOTELG0401	4	R1/8"	9	7,5	20,0	20,0	13	21,9
IMOTELG06M6	6	M6x1	12	8,0	20,5	21,5	13	21,7
IMOTELG06M8	6	M8x1	12	8,0	20,5	21,5	13	22,6
IMOTELG06M10	6	M10x1	12	8,0	21,5	21,5	13	25,8
IMOTELG0601	6	R1/8"	12	7,5	20,0	21,5	13	24,2
IMOTELG08M10	8	M10x1	14	8,0	22,0	23,0	13	25,8
IMOTELG0801	8	R1/8"	14	7,5	20,5	23,0	13	25,8
IMOTELG0802	8	R1/4"	14	11,0	24,0	23,0	13	25,8

## IMOTEU










UNIÓN TUBO-TUBO  
- Union connector

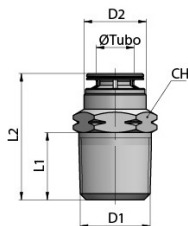
REFERENCIA	ØD	ØP	L	Peso Weight(g)
IMOTEU04	4	9	30	10,7
IMOTEU06	6	12	33,5	15,7
IMOTEU08	8	14	36	15,7



# RACORES AUTOMÁTICOS PARA NEBULIZACIÓN MISTING PUSH-IN FITTINGS

 <p><b>TEMPERATURA DE TRABAJO:</b> De -20°C A +70°C <b>Working Temperature:</b> From -20°C up to +70°C</p>	 <p><b>MATERIALES DE CONSTRUCCIÓN</b> <b>Materials Used</b></p>
 <p><b>PRESIONES DE TRABAJO:</b> Máx. 80 Bar <b>Working Pressure:</b> Max. 80 Bar</p>	<p><b>CUERPO:</b> LATÓN NIQUELADO UNI EN 12164 CW 614N &amp; UNI EN 12164 CW 617N <b>Body:</b> Nickel plated brass UNI EN 12164 CW 614N &amp; UNI EN 12164 CW 617N</p>
 <p><b>APLICACIONES:</b> SISTEMA DE NEBULIZACIÓN <b>Applications:</b> Misting Circuits</p>	<p><b>PINZA DE AGARRE:</b> LATÓN NIQUELADO UNI EN 12164 CW 614N <b>Gripping collet:</b> Nickel plated brass UNI EN 12164 CW 614N</p>
 <p><b>TUBOS UTILIZADOS:</b> POLIAMIDA PA12HR-S <b>Tubes Used:</b> Polyamide PA12HR-S</p>	<p><b>JUNTA TÓRICA:</b> NBR <b>Seals:</b> NBR</p>
 <p><b>CERTIFICACIONES</b> <b>Certifications</b></p> <p><b>PRODUCTOS CONFORME A LA DIRECTIVA 2011/65/EU</b> <b>Products in compliance with the directive 2011/65/EU</b></p>	 <p><b>ROSCAS</b> <b>Threads</b></p> <p><b>ROSCA CÓNICA NPT ANSI/ASME B1.1 DE N1/4" HASTA N3/8"</b> Taper gas NPT ANSI from N 1/4" to N 3/8"</p> <p><b>ROSCA CILÍNDRICA 10-24 UNC</b> Cylindrical Thread 10-24 UNC</p>

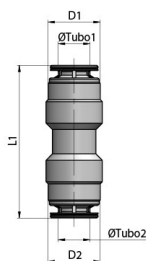
## IMONBC



RECTO MACHO NPT  
- Male connector NPT

REFERENCIA	Ø TUBO	ROSCA D1 NPT	D2	L1	L2	CH	Peso Weight(g)
IMONBC1/402	1/4"	1/4	12	13	24,5	14	16,5
IMONBC3/802	3/8"	1/4	16	13	29,5	16	19,5
IMONBC3/803	3/8"	3/8	16	13	28,5	18	30,1

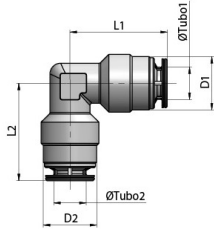
## IMONBUC



UNIÓN INTERMEDIA TUBO  
- Union connector

REFERENCIA	Ø TUBO 1	Ø TUBO 2	D2	L1	Peso Weight(g)
IMONBUC1/4	1/4	1/4	12	35,5	17,0
IMONBUC1/4-3/8	1/4	3/8	12	38,0	24,1
IMONBUC3/8	3/8	3/8	16	39,5	26,8

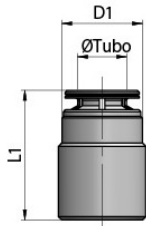
## IMONBUL



CODO TUBO-TUBO  
- Union elbow

REFERENCIA	Ø TUBO	D1/D2	L1/L2	Peso Weight(g)
IMONBUL1/4	1/4	12	22	18
IMONBUL3/8	3/8	16	26	33,7

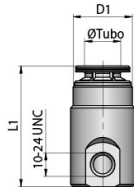
## IMONBP



TAPÓN FIN DE LÍNEA  
- Plug

REFERENCIA	Ø TUBO	L1	Peso Weight(g)
IMONBP1/4	1/4	19,5	11,9
IMONBP3/8	3/8	22	19,4

## IMONBPB



TAPÓN FIN DE LINEA CON ROSCA PARA BOQUILLA  
- Terminal with nozzle port

REFERENCIA	Ø TUBO	ROSCA BOQUILLA	L1	Peso Weight(g)
IMONBPB1/4	1/4	10/24 UN	24,5	15,2
IMONBPB3/8	3/8	12/24 UN	27	25,2

## IMONB



BOQUILLA NEBULIZACIÓN 0,20MM  
- Nozzle

REFERENCIA	D1	D2	Peso Weight(g)
IMONB-BOQ-20	10/24 UN	0,20	9,9

# RACOR AUTOMÁTICO INOXIDABLE AISI 316 PUSH-IN FITTINGS INOX AISI 316



**TEMPERATURA DE TRABAJO:** DE -20°C A +150°C  
**Working Temperature:** From -20°C up to +150°C



**PRESIONES DE TRABAJO:** 20 Bar a 20°C  
**Working Pressure:** Up to 20 Bar at 20°C



**APLICACIONES:** AIRE COMPRIMIDO, AGUA POTABLE Y FLUIDOS ALIMENTARIOS. FLUIDOS COMPATIBLES CON LOS MATERIALES DE CONSTRUCCIÓN. ALTA RESISTENCIA A LA CORROSIÓN Y PRODUCTOS QUÍMICOS.

**Applications:** Compressed air, potable water and food fluids. Compatible fluids with the construction materials. High Chemical and corrosion resistance



**TUBOS UTILIZADOS:** POLIAMIDA (PA), POLIETILENO (PE), PTFE CALIBRADO, FLUOROPOLIMERO (FEP)

**Tubes Used:** Polyamide (PA), Polyethylene (PE), Calibrated Tefón PTFE, Fluoropolymer (FEP)



**CERTIFICACIONES**  
Certifications



**PRODUCTOS CONFORME A LA DIRECTIVA 2002/95/EC**  
Products in compliance with the directive 2002/95/EC



**PRODUCTOS CONFORME A LA DIRECTIVA 2011/65/EU**  
Products in compliance with the directive 2011/65/EU



**MATERIALES DE CONSTRUCCIÓN**  
Materials Used

**CUERPO:** ACERO INOXIDABLE AISI 316 ASTM A-479 PARA IMOSXC, IMOSXMM, IMOSXUC, IMOSXTR Y IMOSXGJ.  
ACERO INOXIDABLE AISI 316 ASTM A-182 PARA EL RESTO DE LOS RACORES.

**Body:** stainless steel AISI 316 ASTM A-479 for IMOSXC, IMOSXMM, IMOSXUC, IMOSXTR and IMOSXGJ.  
Stainless steel AISI 316 ASTM A-182 for all the other fittings

**ANILLO PULSADOR:** ACERO INOXIDABLE AISI 316

**Collet:** Stainless steel AISI 316

**PINZA DE AGARRE:** ACERO INOXIDABLE AISI 303

**Lock claw:** Stainless steel AISI 303

**JUNTAS:** FKM

**Seals:** FKM

**ANILLO DE RETENCIÓN PARA RACORES**

**ORIENTABLES:** ACERO INOXIDABLE AISI 302

**Retaining ring for swivel systems:** AISI 302



**ROSCAS**  
Threads

**ROSCA CÓNICA ISO 7 BSPT DE R1/8" A R1/2"**  
Taper gas BSPT ISO 7 from R1/8" to R1/2"

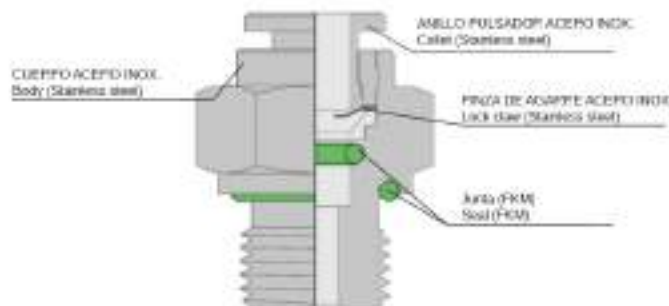
**ROSCA CILÍNDRICA BSPP CON JUNTA TÓRICA ISO 228 DE G1/8" A G1/2"**

Parallel gas BSPP ISO 228 from G1/8" to G 1/2"

**ROSCA MÉTRICA ISO 262: M5**

Metric ISO 262: M5

**COMPONENTES**  
Construction





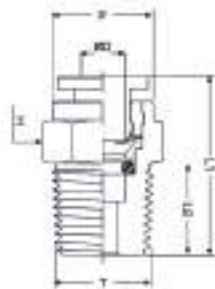
### INSTRUCCIONES PARA EL CORRECTO USO DEL RACOR

- CONECTAR LA TUBERÍA LIBRE DE SUCIEDAD E IMPUREZAS.
- PARA APLICACIONES CON PRODUCTOS QUÍMICOS CONSULTAR CON EL DEPARTAMENTO TÉCNICO DE IMOPAC.
- SE RECOMIENDA ANTES DE REALIZAR CUALQUIER CONEXIÓN, CORTAR EL TUBO CORRECTAMENTE A 90º Y EVITAR CUALQUIER RALLADURA SOBRE LA SUPERFICIE DEL TUBO PARA PREVENIR FUGAS.
- NO APLICAR GRANDES VIBRACIONES, ROTACIONES, APLASTAMIENTOS NI CARGAS SOBRE EL RACOR.
- VERIFICAR QUE EL APRIETE DE LA ROSCA SE HA EFECTUADO CORRECTAMENTE, UN EXCESO DE APRIETE PODRÍA OCASIONAR DAÑOS Y ROTURAS DEL RACOR.
- PARA UNA DESCONEXIÓN SEGURA REALÍCELO CUANDO EL SISTEMA ESTE SIN PRESIÓN, PARA EVITAR LESIONES O ACCIDENTES.
- REALIZAR VERIFICACIONES Y PRUEBAS SI FUERA NECESARIO PARA OBTENER UN FUNCIONAMIENTO CORRECTO, TAMBIÉN SUGERIMOS UN MANTENIMIENTO REGULAR DEL SISTEMA.
- SELECCIONAR LA TUBERÍA ADECUADA.

### WARNING

- ASSEMBLE THE PIPES ONLY AFTER CLEARING AWAY IMPURITIES SUCH AS DUST.
- WHERE FITTINGS MAY BE USED WITH CHEMICAL PLEASE CONTACT IMOPAC TECHNICAL SERVICE FOR ADVISE.
- BE SURE TO PREVENT PRESSURE BUILDUP CAUSED BY TWISTING, PULLING AND BENDING OF THE FITTING.
- WE RECOMMEND, BEFORE MAKING ANY CONNECTION, TO CUT THE TUBE SQUARE AND TO AVOID ANY SCRATCHES ON THE TUBE SURFACE TO PREVENT ANY LEAKAGES.
- DO NOT APPLY SERIOUS VIBRATION, ROTATION, BODY PULLING, TWISTING, BENDING AND OTHER LOAD THE FITTINGS AS THE BODY MAY BE DAMAGED OR THE COLLET DISLOCATED.
- PLEASE TIGHTEN THE SCREWS AT A PROPER TORQUE, IF THE SCREWS ARE TIGHTENED AT EXCESS TORQUE, THE SCREW HEAD MAY BE DAMAGED AND BROKEN.
- BEFORE DISASSEMBLING THE FITTINGS FROM THE PLEASE ALWAYS CHECK & VERIFY THAT PRESSURE HAS BEEN REMOVED FROM THE SYSTEM, OTHERWISE ANY ACCIDENT MAY OCCUR.
- PERFORM ANY CHECKS AND TESTING NECESSARY TO VERIFY FUNCTION, WE SUGGEST YOU ALSO A GOOD CARE AND A CHECK OF THE SYSTEM QUITE OFTEN.
- USE THE TUBE ACORDING TO THE APLICATION.

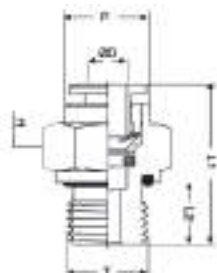
### IMOSXC



DIRECTO ROSCA MACHO CÓNICA BSPT  
- Male connector BSPT thread

REFERENCIA	ØD	T	ØP	L1	L2	H (Hex)	Peso Weight(g)
IMOSXC0401	4	R1/8"	9,8	18,6	8,5	11,1	10,0
IMOSXC0402	4	R1/4"	9,8	23,0	12,5	14,2	19,0
IMOSXC0601	6	R1/8"	12,5	23,7	8,5	12,7	13,0
IMOSXC0602	6	R1/4"	12,5	23,7	12,5	14,2	17,0
IMOSXC0801	8	R1/8"	14,2	26,7	8,5	14,2	16,0
IMOSXC0802	8	R1/4"	14,2	27,7	12,5	14,2	19,0
IMOSXC0803	8	R3/8"	14,2	27,1	12,5	17,4	33,0
IMOSXC1002	10	R1/4"	16,4	29,0	12,5	17,4	26,0
IMOSXC1003	10	R3/8"	16,4	27,7	12,5	17,4	28,0
IMOSXC1202	12	R1/4"	19,0	32,4	12,5	20,6	40,0
IMOSXC1203	12	R3/8"	19,0	30,9	12,5	20,6	42,0
IMOSXC1204	12	R1/2"	19,0	32,4	16,5	22,2	58,0
IMOSXC1404	14	R1/2"	21,8	34,4	16,5	22,2	54,0

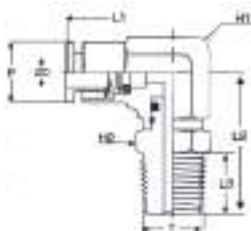
### IMOSXC-G



DIRECTO ROSCA MACHO CILÍNDRICA BSPP Y MÉTRICA  
- Male connector BSPP & metric thread

REFERENCIA	ØD	T	ØP	L1	L2	H (Hex)	Peso Weight(g)
IMOSXC04M5	4	M5	9,8	24,4	7,5	11,1	10,0
IMOSXC04-G01	4	G1/8"	9,8	22,6	8,0	14,2	17,0
IMOSXC04-G02	4	G1/4"	9,8	24,1	10,0	17,4	24,0
IMOSXC06M5	6	M5	12,5	24,8	5,5	12,7	10,0
IMOSXC06-G01	6	G1/8"	12,5	24,6	8,0	14,2	16,0
IMOSXC06-G02	6	G1/4"	12,5	24,6	10,0	17,4	23,0
IMOSXC08-G01	8	G1/8"	14,2	27,6	8,0	14,2	17,0
IMOSXC08-G02	8	G1/4"	14,2	26,6	10,0	17,4	24,0
IMOSXC08-G03	8	G3/8"	14,2	26,7	10,0	20,6	37,0
IMOSXC10-G02	10	G1/4"	16,4	29,6	10,0	17,4	28,0
IMOSXC10-G03	10	G3/8"	16,4	26,8	10,0	20,6	35,0
IMOSXC12-G02	12	G1/4"	19,0	31,0	10,0	20,6	35,0
IMOSXC12-G03	12	G3/8"	19,0	31,0	10,0	20,6	40,0
IMOSXC12-G04	12	G1/2"	19,0	30,5	12,0	27,0	64,0
IMOSXC14-G04	14	G1/2"	21,8	31,5	12,0	27,0	103,0

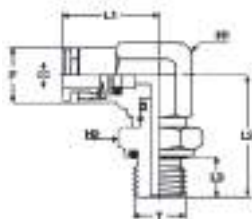
## IMOSXL



CODO ORIENTABLE ROSCA MACHO CÓNICA BSPT  
- Swivel male elbow BSPT thread

REFERENCIA	ØD	T	ØP	L1	L2	L3	H1 (HEX)	H2 (HEX)	Peso Weight(g)
IMOSXL0401	4	R1/8"	9,8	17,1	26,7	8,5	11,1	11,1	27,0
IMOSXL0402	4	R1/4"	9,8	17,1	29,8	12,5	11,1	14,2	38,0
IMOSXL0601	6	R1/8"	12,5	20,6	27,7	8,5	12,7	12,7	36,0
IMOSXL0602	6	R1/4"	12,5	20,6	30,7	12,5	12,7	14,2	42,0
IMOSXL0801	8	R1/8"	14,2	21,4	28,7	8,5	14,2	14,2	44,0
IMOSXL0802	8	R1/4"	14,2	21,4	32,7	12,5	14,2	14,2	48,0
IMOSXL0803	8	R3/8"	14,2	21,4	32,7	12,5	14,2	17,4	61,0
IMOSXL1002	10	R1/4"	16,0	24,6	33,9	12,5	17,4	17,4	72,0
IMOSXL1003	10	R3/8"	16,0	24,6	34,1	12,5	17,4	17,4	78,0
IMOSXL1202	12	R1/4"	19,0	25,6	37,3	12,5	20,6	20,6	105,0
IMOSXL1203	12	R3/8"	19,0	25,6	37,3	12,5	20,6	20,6	106,0
IMOSXL1204	12	R1/2"	19,0	27,5	39,8	16,5	20,6	22,2	151,0
IMOSXL1403	14	R3/8"	21,8	28,7	38,5	11,5	22,0	22,2	151,0
IMOSXL1404	14	R1/2"	21,8	27,5	42,2	15,0	22,0	22,2	151,0

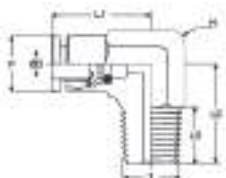
## IMOSXL-G



CODO ORIENTABLE ROSCA MACHO CILÍNDRICA BSPP Y MÉTRICA  
- Swivel male elbow BSPP & metric thread

REFERENCIA	ØD	T	ØP	L1	L2	L3	H1 (HEX)	H2 (HEX)	Peso Weight(g)
IMOSXL04M5	4	M5	9,8	17,1	26,5	7,5	11,1	11,1	27,0
IMOSXL04-G01	4	G1/8"	9,8	17,1	26,9	8,0	11,1	14,2	31,0
IMOSXL04-G02	4	G1/4"	9,8	17,1	28,9	10,0	11,1	17,4	41,0
IMOSXL06M5	6	M5	12,5	20,6	25,8	5,5	12,7	12,7	27,0
IMOSXL06-G01	6	G1/8"	12,5	20,6	27,8	8,0	12,7	14,2	35,0
IMOSXL06-G02	6	G1/4"	12,5	20,6	30,0	10,0	12,7	17,4	45,0
IMOSXL08-G01	8	G1/8"	14,2	21,4	29,8	8,0	14,2	14,2	45,0
IMOSXL08-G02	8	G1/4"	14,2	21,4	32,0	10,0	14,2	17,4	53,0
IMOSXL08-G03	8	G3/8"	14,2	21,4	32,0	10,0	14,2	20,6	63,0
IMOSXL10-G02	10	G1/4"	16,4	24,6	33,1	10,0	17,4	17,4	75,0
IMOSXL10-G03	10	G3/8"	16,4	24,6	33,1	10,0	17,4	20,6	80,0
IMOSXL12-G02	12	G1/4"	19,0	25,6	35,3	10,0	20,6	19,0	103,0
IMOSXL12-G03	12	G3/8"	19,0	25,6	35,8	10,0	20,6	20,6	103,0
IMOSXL12-G04	12	G1/2"	19,0	25,6	38,8	12,0	20,6	27,0	132,0
IMOSXL14-G04	14	G1/2"	21,8	27,5	40,8	12,0	22,2	27,0	162,0

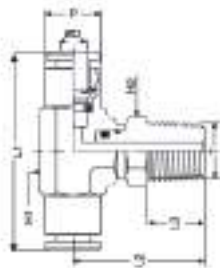
## IMOSXME



CODO FIJO ROSCA MACHO CÓNICA BSPT  
- Fixed male elbow BSPT thread

REFERENCIA	ØD	T	ØP	L1	L2	L3	H (HEX)	Peso Weight(g)
IMOSXME0401	4	R1/8"	9,8	16,4	17,3	8,5	11,1	20,0
IMOSXME0402	4	R1/4"	9,8	18,0	23,5	12,5	14,2	45,0
IMOSXME0601	6	R1/8"	12,5	20,6	18,0	8,5	12,7	30,0
IMOSXME0602	6	R1/4"	12,5	21,4	23,5	12,5	14,2	42,0
IMOSXME0801	8	R1/8"	14,2	21,4	19,5	8,5	14,2	33,0
IMOSXME0802	8	R1/4"	14,2	21,4	23,5	12,5	14,2	39,0
IMOSXME0803	8	R3/8"	14,2	24,6	25,2	12,5	17,4	64,0
IMOSXME1002	10	R1/4"	16,4	24,6	25,2	12,5	17,4	88,0
IMOSXME1003	10	R3/8"	16,4	24,6	25,2	12,5	17,4	64,0
IMOSXME1202	12	R1/4"	19,0	25,6	26,9	12,5	20,6	82,0
IMOSXME1203	12	R3/8"	19,0	25,6	26,9	12,5	20,6	88,0
IMOSXME1204	12	R1/2"	19,0	25,6	30,9	16,5	20,6	127,0
IMOSXME1403	14	R3/8"	21,8	28,0	26,0	12,5	20,6	127,0
IMOSXME1404	14	R1/2"	21,8	28,0	29,5	12,5	20,6	127,0

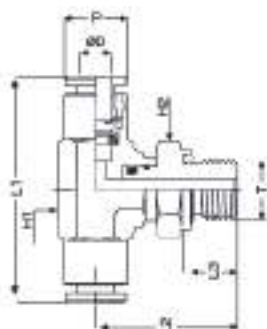
### IMOSXT



“T” ORIENTABLE ROSCA MACHO CENTRAL CÓNICA BSPT  
- Swivel male BSPT thread

REFERENCIA	ØD	T	ØP	L1	L2	L3	H1 (HEX)	H2 (HEX)	Peso Weight(g)
IMOSXT0401	4	R1/8"	9,8	34,2	26,7	8,5	11,1	11,1	35,0
IMOSXT0402	4	R1/4"	9,8	34,2	29,8	12,5	11,1	14,2	48,0
IMOSXT0601	6	R1/8"	12,5	41,2	27,7	8,5	12,7	12,7	42,0
IMOSXT0602	6	R1/4"	12,5	41,2	30,7	12,5	12,7	14,2	48,0
IMOSXT0801	8	R1/8"	14,2	42,8	28,7	8,5	14,2	14,2	53,0
IMOSXT0802	8	R1/4"	14,2	42,8	32,7	12,5	14,2	14,2	59,0
IMOSXT0803	8	R3/8"	14,2	42,8	32,7	12,5	14,2	17,4	70,0
IMOSXT1002	10	R1/4"	16,4	49,2	33,9	12,5	17,4	17,4	86,0
IMOSXT1003	10	R3/8"	16,4	49,2	34,1	12,5	17,4	17,4	93,0
IMOSXT1202	12	R1/4"	19,0	51,2	37,3	12,5	20,6	20,6	123,0
IMOSXT1203	12	R3/8"	19,0	51,2	37,3	12,5	20,6	20,6	128,0
IMOSXT1204	12	R1/2"	19,0	51,2	39,8	16,5	20,6	22,2	145,0
IMOSXT1403	14	R3/8"	21,8	49,2	38,5	11,5	22,0	22,0	145,0
IMOSXT1404	14	R1/2"	21,8	49,2	42,2	15,0	22,0	22,0	145,0

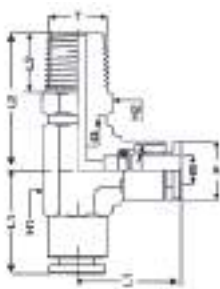
### IMOSXT-G



“T” ORIENTABLE ROSCA MACHO CENTRAL CILÍNDRICA BSPP Y MÉTRICA  
- Swivel male tee BSPP & metric thread

REFERENCIA	ØD	T	ØP	L1	L2	L3	H1 (HEX)	H2 (HEX)	Peso Weight(g)
IMOSXT04M5	4	M5	9,8	34,2	26,5	7,5	11,1	11,1	31,0
IMOSXT04-G01	4	G1/8"	9,8	34,2	26,9	8,0	11,1	14,2	36,0
IMOSXT04-G02	4	G1/4"	9,8	34,2	28,9	10,0	11,1	17,4	44,0
IMOSXT06-G01	6	G1/8"	12,5	41,2	27,8	8,0	12,7	14,2	45,0
IMOSXT06-G02	6	G1/4"	12,5	41,2	30,0	10,0	12,7	17,4	53,0
IMOSXT08-G01	8	G1/8"	14,2	42,8	29,8	8,0	14,2	14,2	53,0
IMOSXT08-G02	8	G1/4"	14,2	42,8	32,0	10,0	14,2	17,4	60,0
IMOSXT08-G03	8	G3/8"	14,2	42,8	32,0	10,0	14,2	20,6	72,0
IMOSXT10-G02	10	G1/4"	16,4	49,2	33,1	10,0	17,4	17,4	84,0
IMOSXT10-G03	10	G3/8"	16,4	49,2	33,1	10,0	17,4	20,6	91,0
IMOSXT12-G02	12	G1/4"	19,0	51,2	35,3	10,0	20,6	19,0	122,0
IMOSXT12-G03	12	G3/8"	19,0	51,2	35,8	10,0	20,6	20,6	129,0
IMOSXT12-G04	12	G1/2"	19,0	51,2	38,8	12,0	20,6	27,0	149,0
IMOSXT14-G03	14	G3/8"	21,8	28,7	35,4	7,5	22,0	22,0	84,0
IMOSXT14-G04	14	G1/2"	21,8	28,7	38,4	10,7	22,0	27,0	91,0

### IMOSXST



“T” ORIENTABLE ROSCA LATERAL MACHO CÓNICA BSPT Y MÉTRICA  
- Swivel lateral tee male BSPT and metric thread

REFERENCIA	ØD	T	ØP	L1	L2	L3	H1 (HEX)	H2 (HEX)	Peso Weight(g)
IMOSXST04-M5	4	M5	10,0	20,3	24,0	5,0	10,0	11,0	26,0
IMOSXST0401	4	R1/8"	10,0	20,3	26,7	8,5	11,1	11,1	35,0
IMOSXST0402	4	R1/4"	10,0	20,3	29,8	12,5	11,1	14,2	48,0
IMOSXST0601	6	R1/8"	12,5	20,6	27,7	8,5	12,7	12,7	42,0
IMOSXST0602	6	R1/4"	12,5	20,6	30,7	12,5	12,7	14,2	48,0
IMOSXST0801	8	R1/8"	14,2	21,4	28,7	8,5	14,2	14,2	53,0
IMOSXST0802	8	R1/4"	14,2	21,4	32,7	12,5	14,2	14,2	59,0
IMOSXST0803	8	R3/8"	14,2	21,4	32,7	12,5	14,2	17,4	70,0
IMOSXST1002	10	R1/4"	16,4	24,6	33,9	12,5	17,4	17,4	86,0
IMOSXST1003	10	R3/8"	16,4	24,6	34,1	12,5	17,4	17,4	93,0
IMOSXST1202	12	R1/4"	19,0	25,6	37,3	12,5	20,6	20,6	123,0
IMOSXST1203	12	R3/8"	19,0	25,6	37,3	12,5	20,6	20,6	128,0
IMOSXST1204	12	R1/2"	19,0	25,6	39,8	16,5	20,6	22,2	145,0
IMOSXST1403	14	R3/8"	21,8	28,7	38,5	12,5	17,4	17,4	86,0
IMOSXST1404	14	R1/2"	21,8	28,7	42,2	12,5	17,4	17,4	93,0



## IMOSXMM



PASATABIQUE TUBO-TUBO  
- Bulkhead connector

REFERENCIA	ØD	T	ØP	L1	A MAX	H1 (HEX)	Peso Weight(g)
IMOSXMM04	4	M11x0,75	9,8	32,7	6,0	14,2	24,0
IMOSXMM06	6	M13x1	12,5	35,7	6,0	19,0	38,0
IMOSXMM08	8	M16x1,25	14,2	36,7	6,0	20,6	45,0
IMOSXMM10	10	M18x1	16,4	43,2	8,0	22,2	64,0
IMOSXMM12	12	M22x1,5	19,0	46,8	10,0	27,0	100,0
IMOSXMM14	14	M24x1,5	21,8	48,4	10	28,6	112,0

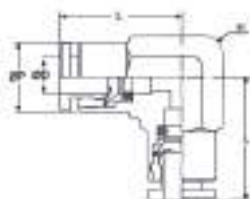
## IMOSXUC



UNIÓN RECTA TUBO-TUBO  
- Union connector

REFERENCIA	ØD	ØP	L	Peso Weight(g)
IMOSXUC04	4	9,8	29,2	14,0
IMOSXUC06	6	12,5	34,6	20,0
IMOSXUC08	8	14,2	34,6	21,0
IMOSXUC10	10	16,4	35,7	30,0
IMOSXUC12	12	19,0	37,8	40,0
IMOSXUC14	14	21,8	40,8	53,0

## IMOSXUL



CODO TUBO-TUBO  
- Union elbow

REFERENCIA	ØD	ØP	L	H (HEX)	Peso Weight(g)
IMOSXUL04	4	9,8	16,4	11,1	21,0
IMOSXUL06	6	12,5	20,6	12,7	27,0
IMOSXUL08	8	14,2	21,4	14,2	35,0
IMOSXUL10	10	16,4	24,6	17,4	58,0
IMOSXUL12	12	19,0	25,6	20,6	83,0
IMOSXUL14	14	21,8	27,5	22,2	107,0

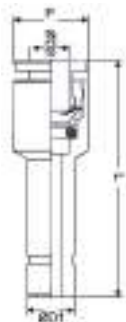
## IMOSXUT



"T" TUBO  
- Union tee

REFERENCIA	ØD	ØP	L	H (HEX)	Peso Weight(g)
IMOSXUT04	4	9,8	20,3	10,0	27,0
IMOSXUT06	6	12,5	22,0	12,0	37,0
IMOSXUT08	8	14,2	23,2	14,0	43,0
IMOSXUT10	10	16,4	24,3	16,0	68,0
IMOSXUT12	12	19,0	26,7	19,0	99,0
IMOSXUT14	14	21,8	28,7	22,0	129,0

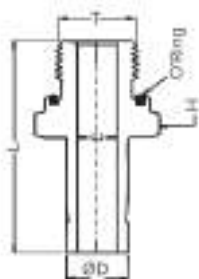
### IMOSXGJ



REDUCCIÓN TUBO/ESPIGA  
- Reducer tube/hose

REFERENCIA	ØD1	ØD2	P	L	Peso Weight(g)
IMOSXGJ0604	6	4	9,8	35,6	11,0
IMOSXGJ0804	8	4	9,8	35,6	14,0
IMOSXGJ0806	8	6	12,5	42,1	17,0
IMOSXGJ1006	10	6	12,5	43,1	23,0
IMOSXGJ1008	10	8	14,2	43,1	23,0
IMOSXGJ1208	12	8	14,2	46,1	31,0
IMOSXGJ1210	12	10	16,4	46,6	31,0
IMOSXGJ1412	14	12	19,0	50,0	40,0

### IMOSXTA



ADAPTADOR ROSCA MACHO CILÍNDRICA BSPP Y MÉTRICA  
- Adapter BSPP and metric thread

REFERENCIA	ØD	T	L1	L2	H (HEX)	Peso Weight(g)
IMOSXTA04M5	4	M5	35,7	5,0	11,1	8,0
IMOSXTA04-G01	4	G1/8"	36,2	5,8	14,2	15,0
IMOSXTA04-G02	4	G1/4"	38,2	7,5	17,4	25,0
IMOSXTA06-G01	6	G1/8"	41,2	5,8	14,2	16,0
IMOSXTA06-G02	6	G1/4"	43,2	7,5	17,4	27,0
IMOSXTA06-G03	6	G3/8"	43,2	7,5	20,6	30,0
IMOSXTA08-G01	8	G1/8"	41,2	5,8	14,2	18,0
IMOSXTA08-G02	8	G1/4"	43,2	7,5	17,4	28,0
IMOSXTA10-G02	10	G1/4"	46,8	10,2	17,4	30,0
IMOSXTA10-G03	10	G3/8"	46,8	7,5	20,6	44,0
IMOSXTA12-G02	12	G1/4"	48,8	7,5	20,6	37,0
IMOSXTA12-G03	12	G3/8"	48,8	7,5	20,6	45,0
IMOSXTA12-G04	12	G1/2"	48,8	10,0	20,6	45,0
IMOSXTA14-G03	14	G3/8"	42,2	7,5	20,6	50,0
IMOSXTA14-G04	14	G1/2"	45,8	10,0	27,0	57,0

# RACOR AUTOMÁTICO INOX XVR AISI 316

## INOX. XVR AISI 316 PUSH-IN FITTINGS



**TEMPERATURA DE TRABAJO:** DE -20°C A +150°C  
**Working Temperature:** From -20°C up to +150°C



**PRESIONES DE TRABAJO:** 20 Bar a 20°C  
**Working Pressure:** Up to 20 Bar at 20°C



**APLICACIONES:** AIRE COMPRIMIDO, AGUA POTABLE Y FLUIDOS ALIMENTARIOS. FLUIDOS COMPATIBLES CON LOS MATERIALES DE CONSTRUCCIÓN. ALTA RESISTENCIA A LA CORROSIÓN Y PRODUCTOS QUÍMICOS.

**Applications:** Compressed air, potable water and food fluids. Compatible fluids with the construction materials. High Chemical and corrosion resistance



**TUBOS UTILIZADOS:** POLIAMIDA (PA), POLIETILENO (PE), PTFE CALIBRADO, FLUOROPOLIMERO (FEP)

**Tubes Used:** Polyamide (PA), Polyethylene (PE), Calibrated Teflon PTFE, Fluoropolymer (FEP)



**CERTIFICACIONES**  
**Certifications**



**PRODUCTOS CONFORME A LA DIRECTIVA 2002/95/EC**  
**Products in compliance with the directive 2002/95/EC**



**PRODUCTOS CONFORME A LA DIRECTIVA 2011/65/EU**  
**Products in compliance with the directive 2011/65/EU**

**SILICON FREE**

**TABLA TOLERANCIA**  
**Tolerance table**

**TOLERANCIA - TOLERANCE**

ØTUBO/Tube (mm)	4	6	8
TOLERANCIA/Tolerance	±0,1	±0,1	±0,1
ØTUBO/Tube (mm)	4	6	8
TOLERANCIA/Tolerance	14	15,5	17,5



**MATERIALES DE CONSTRUCCIÓN**  
**Materials Used**

**CUERPO:** ACERO INOXIDABLE AISI 316L

**Body:** stainless steel AISI 316L

**ANILLO PULSADOR:** ACERO INOXIDABLE AISI 316

**Collet:** Stainless steel AISI 316

**ANILLA DE CIERRE:** ACERO INOXIDABLE AISI 316

**Collar:** Stainless steel AISI 316

**PINZA DE AGARRE:** ACERO INOXIDABLE AISI 303

**Lock claw:** Stainless steel AISI 303

**JUNTAS:** FKM NSF/ANSI 61 CERTIFIED AND FDA COMPLIANT

**Seals:** FKM NSF/ANSI 61 CERTIFIED AND FDA COMPLIANT

**ANILLO DE RETENCIÓN PARA RACORES**

**ORIENTABLES:** ACERO INOXIDABLE AISI 302

**Retaining ring for swivel systems:** AISI 302



**ROSCAS**  
**Threads**

**ROSCA CÓNICA ISO 7 BSPT DE R1/8" A R1/2"**

**Taper gas BSPT ISO 7 from R1/8" to R1/2"**

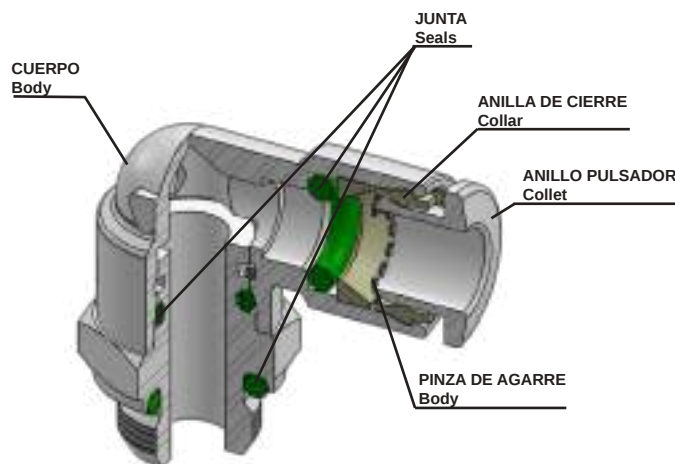
**ROSCA CILÍNDRICA BSPP CON JUNTA TÓRICA ISO 228 DE G1/8" A G1/2"**

**Parallel gas BSPP ISO 228 from G1/8" to G 1/2"**

**ROSCA MÉTRICA ISO 262: M5**

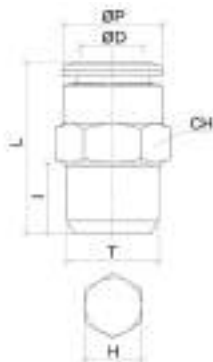
**Metric ISO 262: M5**

**COMPONENTES**  
**Construction**



**RACORES AUTOMÁTICO**  
**Push-in fittings**  
**37**

### IMOXVRC-R

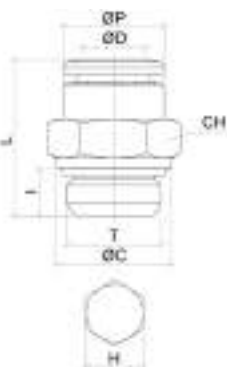


DIRECTO ROSCA MACHO BSPT AISI 316

- Male connector BSPT thread stainless steel AISI 316L

REFERENCIA	ØD	T	ØP	I	L	CH	L
IMOXVRC04R01	4	R 1/8"	10	8,0	18,5	10	3
IMOXVRC04R02	4	R 1/4"	10	10,0	20,0	14	3
IMOXVRC06R01	6	R 1/8"	12	8,0	21,0	12	4
IMOXVRC06R02	6	R 1/4"	12	10,0	20,5	14	4
IMOXVRC08R01	8	R 1/8"	14	8,0	26,0	14	5
IMOXVRC08R02	8	R 1/4"	14	10,0	24,0	14	6

### IMOXVRC-G



DIRECTO ROSCA MACHO CILÍNDRICA BSPP Y MÉTRICA CUERPO HEXAGONAL

- Male connector BSPP & metric thread stainless steel AISI 316L

REFERENCIA	ØD	T	ØP	ØC	I	L	CH	H
IMOXVRC04M5	4	M5x0,8	10	7	4,0	19,0	10	2,5
IMOXVRC04G01	4	G 1/8"	10	13	5,5	18,0	13	3,0
IMOXVRC06G01	6	G 1/8"	12	13	5,5	19,5	13	4,0
IMOXVRC06G02	6	G 1/4"	12	16	6,5	19,5	16	4,0
IMOXVRC08G01	8	G 1/8"	14	14	5,5	24,5	14	5,0
IMOXVRC08G02	8	G 1/4"	14	16	6,5	21,5	16	6,0

### IMOXVROC



DIRECTO ROSCA MACHO CILÍNDRICA BSPP Y MÉTRICA CUERPO REDONDO

- Male connector round body BSPP & metric thread stainless steel AISI 316L

REFERENCIA	ØD	T	ØP	ØC	I	L
IMOXVROC04M5	4	M5x0,8	10	4,0	19,0	2,5
IMOXVROC04M7	4	M7x1	10	5,5	20,5	2,5
IMOXVROC06M7C	6	M7x1	10	5,5	20,5	4,0
IMOXVROC08G01	8	G 1/8"	14	5,5	24,5	5,0

## IMOXVRL-R

CODO FIJO ROSCA MACHO CONICA BSPT  
- Swivel male elbow BSPT thread stainless steel AISI 316L



REFERENCIA	ØD	T	ØP	I	L1	L2	CH
IMOXVRL04R01	4	R 1/8"	10	8	19,5	20,5	13
IMOXVRL06R01	6	R 1/8"	12	8	21,0	20,5	13
IMOXVRL06R02	6	R 1/4"	12	10	21,0	23,0	14
IMOXVRL08R01	8	R 1/8"	14	8	23,0	20,5	14
IMOXVRL08R02	8	R 1/4"	14	10	23,0	23,0	14

## IMOXVRL-G

CODO ORIENTABLE ROCA MACHO CILÍNDRICA BSPP  
- Swivel male elbow BSPP & metric stainless steel AISI 316L



REFERENCIA	ØD	T	ØP	ØC	I	L1	L2	CH
IMOXVRL04M5	4	M5x0,8	10	7	4	18,0	16,5	8
IMOXVRL04G01	4	G 1/8"	10	13	5,5	19,5	19,0	13
IMOXVRL06G01	6	G 1/8"	12	13	5,5	21,0	19,0	13
IMOXVRL06G02	6	G 1/4"	12	16	6,5	21,0	21,0	16
IMOXVRL08G01	8	G 1/8"	14	13	5,5	23,0	19,0	13
IMOXVRL08G02	8	G 1/4"	14	16	6,5	23,0	21,0	16

## IMOXVRUC

UNIÓN RECTA TUBO A TUBO  
- Union connector metric tube stainless steel AISI 316L



REFERENCIA	ØD	ØP	L
IMOXVRUC04	4	10	29,0
IMOXVRUC06	6	12	32,0
IMOXVRUC08	8	14	35,5

## IMOXVRUL



CODO TUBO A TUBO  
- Union elbow metric tube stainless steel AISI 316L

REFERENCIA	ØD	ØP	L
IMOXVRUL04	4	10	16,5
IMOXVRUL06	6	12	20,5
IMOXVRUL08	8	14	22,5

## IMOXVRUT



"T" TUBO  
- Union tee metric tube stainless steel AISI 316L

REFERENCIA	ØD	ØP	E	L
IMOXVRUT04	4	10	16,5	33
IMOXVRUT06	6	12	20,5	41
IMOXVRUT08	8	14	22,5	45

# RACOR ALIMENTARIO DE ALTAS PRESTACIONES MÉTRICO PLASTIC HIGH PERFORMANCE PUSH-IN METRIC FITTINGS



**TEMPERATURA DE TRABAJO:** AIRE SECO: -20°C A +98°C. AIRE Y FLUIDOS: 1°C A +98°C  
**Working Temperature:** Dry air: Up to +98°C. Air & fluids: 1°C to +98°C



**MATERIALES DE CONSTRUCCIÓN**  
**Materials Used**



**PRESIÓN DE TRABAJO:** Hasta 20 Bar, DEPENDIENDO DEL TUBO Y TEMPERATURA, VER TABLA  
**Working Pressure:** Up to 20 Bar, depending from tubes & temperatures, see table

**CUERPO:** POM  
**Body:** POM



**PRESIÓN DE VACÍO:** -750mm Hg  
Negative pressure: -750mm Hg

**PINZAS:** POM + AISI 301  
**Collet:** POM + AISI 301



**Aplicaciones:** Agua Potable, Bebidas, Vacío, Aire Comprimido, Líquidos y Fluidos Compatibles con los Materiales de Construcción del Racor.  
**Application:** Potable water, Beverages, vacuum, compressed air, selected gases, liquids and fluids compatible with the construction materials.

**JUNTAS:** EPDM DE USO ALIMENTARIO  
**Seals:** EPDM suitable for food contact



**ROSCAS**  
**Threads**



**TUBOS UTILIZADOS:** POLIETILENO (PE), POLIAMIDA (PA), POLIURETANO (PU), PTFE, (FEP)  
TUBOS METÁLICOS: LATÓN, COBRE.  
CONSULTAR A NUESTRO DEPARTAMENTO TÉCNICO PARA TUBOS EN ACERO INOXIDABLE Y OTROS MATERIALES.  
**Tubes Used:** Polyethylene (PE), Polyamide (PA), Polyurethane (PU), PTFE, (FEP)  
Soft Metal tubes: Brass, copper.  
Please contact our technical department for stainless steel and other materials

**GAS CÓNICA BSPT ISO 7 DE R1/8" A R1/2"**  
Gas BSPT ISO 7 from R1/8" to R1/2"

**GAS CILÍNDRICA BSPP ISO 228 DE G1/8" A G1/2"**  
Gas BSPP ISO 228 from G1/8" to G1/2"



**CERTIFICACIONES**  
**Certifications**

**FLUIDOS COMPATIBLES:** AGUA, BEBIDAS, AIRE COMPRIMIDO, GASES Y LÍQUIDOS ADECUADOS CON MATERIALES DE CONSTRUCCIÓN SELECCIONADOS.  
**Fluids:** Fluids types water, beverages, compressed air, vacuum, selected gases & liquids suitable with construction materials.



**PAR MÁXIMO APRIETE:** 1/8" y 1/4": 1,5N/m. 3/8" y 1/2": 3 N/m, 3/4": 4.0N/m  
**Maximun torque:** 1/8" y 1/4": 1,5N/m. 3/8" y 1/2": 3 N/m, 3/4": 4.0N/m



**PRESIONES DE TRABAJO Y TEMPERATURA**  
**Working pressure and temperature**



**PRODUCTOS CONFORME A LA DIRECTIVA 2002/95/EC**  
Products in compliance with the directive 2002/95/EC

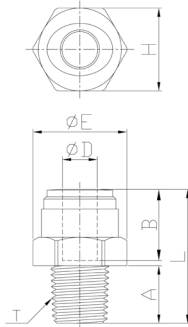


**PRODUCTOS CONFORME A LA DIRECTIVA 2011/65/EC**  
Products in compliance with the directive 2011/65/EU

Ø/°C	-20°C	1°C	25°C	70°C
4mm	0 - 8 Bar	20 Bar	20 Bar	16 Bar
6mm		20 Bar	20 Bar	16 Bar
8mm		20 Bar	20 Bar	16 Bar
10mm		16 Bar	16 Bar	14 Bar
12mm		14 Bar	14 Bar	8 Bar
15mm		14 Bar	14 Bar	8 Bar
22mm		14 Bar	14 Bar	8 Bar



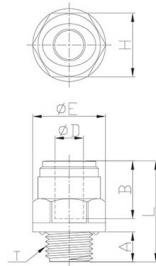
## HPC-B



RACOR DIRECTO ROSCA MACHO CÓNICA BSPT  
- Male conector BSPT

REFERENCIA	ØD	T	A	B	ØE	H (HEX)	L	Peso Weight(g)
HPC04R01B	4	R1/8	9,1	14,7	18,5	17	26,0	4,1
HPC06R01B	6	R1/8	9,1	16,1	18,5	17	26,2	3,9
HPC06R02B	6	R1/4	13,1	16,1	18,5	17	26,7	4,2
HPC06R03B	6	R3/8	13,5	16,1	21,0	19	26,6	5,9
HPC08R01B	8	R1/8	9,1	17,5	21,0	19	28,1	5,2
HPC08R02B	8	R1/4	13,1	17,5	21,0	19	30,6	5,8
HPC08R03B	8	R3/8	13,5	17,5	21,0	19	27,0	5,7
HPC10R02B	10	R1/4	13,1	20,1	21,0	19	36,0	7,9
HPC10R03B	10	R3/8	13,5	20,1	23,2	21	28,8	6,7
HPC10R04B	10	R1/2	16,3	20,1	24,4	22	32,1	9,6
HPC12R03B	12	R3/8	13,5	24,7	26,5	24	32,2	8,9
HPC12R04B	12	R1/2	16,3	24,7	26,5	24	34,3	11

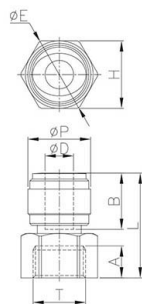
## HPC-G-B



RACOR DIRECTO ROSCA MACHO CILÍNDRICA BSPP  
- Male conector BSPP

REFERENCIA	ØD	T	A	B	ØE	H (HEX)	L	Peso Weight(g)
HPC04G01B	4	G1/8	6,0	14,7	16,6	15	2,19	3,3
HPC04G02B	4	G1/4	8,5	14,7	20,5	18	23,9	4,9
HPC06G01B	6	G1/8	6,0	16,1	16,6	15	24,1	3,3
HPC06G02B	6	G1/4	8,5	16,1	20,5	18	24,1	4,8
HPC08G01B	8	G1/8	6,0	17,5	18,5	17	27,0	5,2
HPC08G02B	8	G1/4	8,5	17,5	20,5	18	28,5	6,1
HPC08G03B	8	G3/8	9,0	17,5	24,0	21	26,5	7,0
HPC08G04B	8	G1/2	12,5	17,5	28,5	26	29,5	11,9
HPC10G02B	10	G1/4	8,5	20,1	21,1	19	30,8	7,2
HPC10G03B	10	G3/8	9,0	20,1	24,2	21	26,3	7,0
HPC10G04B	10	G1/2	12,5	20,1	28,5	26	29,8	11,3
HPC12G03B	12	G3/8	9,0	24,7	27,0	24	34,2	11,6
HPC12G04B	12	G1/2	12,5	24,7	28,5	26	32,7	12,4
HPC15G04B	15	G1/2	12,5	29,4	28,8	26	43,4	17,0
HPC15G06B	15	G3/4	14,5	29,4	39,0	33	39,0	24,5

## HCF-G-B



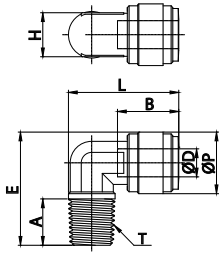
RACOR DIRECTO ROSCA HEMBRA CILÍNDRICA BSPP CON JUNTA PLANA  
- Female adapter BSPP with internal flat seal

REFERENCIA	ØD	T	ØP	L	A	B	H (HEX)	ØE	Peso Weight(g)
HCF04G01B	4	G1/8	17,6	26,9	6,0	14,7	17,0	19,2	6,0
HCF06G01B	6	G1/8	17,6	27,1	6,0	16,1	17,0	19,2	6,1
HCF06G02B	6	G1/4	17,6	29,1	8,5	16,1	19,0	21,5	7,0
HCF06G03B	6	G3/8	17,6	30,6	9,0	16,1	24,0	27,3	9,9
HCF08G01B	8	G1/8	17,6	27,5	6,0	17,5	17,0	19,2	6,0
HCF08G02B	8	G1/4	17,6	29,5	8,5	17,5	19,0	21,5	6,7
HCF08G03B	8	G3/8	17,6	31,0	9,0	17,5	24,0	27,3	9,7
HCF08G04B	8	G1/2	20,0	38,0	12,5	17,5	27,0	30,0	13,8
HCF08G06B	8	G3/4	20,0	36,6	10,0	17,5	36,7	41,6	39,2
HCF10G02B	10	G1/4	23,0	34,5	8,5	20,1	19,0	21,5	10,8
HCF10G03B	10	G3/8	23,0	37	9,0	20,1	24,0	27,3	13,7
HCF10G04B	10	G1/2	20,0	38,3	12,5	20,1	27,0	30,0	13,3
HCF10G06B	10	G3/4	20,0	36,9	10,0	20,1	36,7	41,6	38,6
HCF12G02B	12	G1/4	23,0	37,7	9,0	24,7	24,0	27,3	13,0
HCF12G03B	12	G3/8	23,0	37,7	9,0	24,7	24,0	27,3	13,0
HCF12G04B	12	G1/2	23,0	41,7	12,5	24,7	27,0	30,0	15,4
HCF15G04B	15	G1/2	28,0	46,2	12,5	29,4	27,0	30,0	20,1
HCF15G06B	15	G3/4	28,0	45,4	12,0	29,4	33,0	37,0	25,1



3/4 LA ROSCA ES DE LATÓN  
3/4 Thread in yellow brass

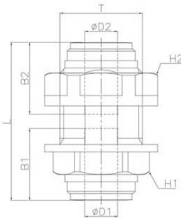
## HPL-B



RACOR CODO ROSCA MACHO CÓNICA BSPT  
- Male elbow BSPT

REFERENCIA	ØD	T	ØP	A	B	ØE	H (HEX)	L	Peso Weight(g)
HPL04R01B	4	R 1/8	15,0	9,1	14,7	25,6	10,0	25,2	4,2
HPL04R02B	4	R 1/4	15,0	13,1	14,0	30,6	10,0	26,8	5,6
HPL06R01B	6	R 1/8	15,0	9,1	16,1	25,6	10,0	25,4	4,1
HPL06R02B	6	R 1/4	15,0	13,1	16,1	30,6	10,0	27,0	5,1
HPL06R03B	6	R 3/8	17,6	13,5	16,1	32,6	13,0	33,1	8,4
HPL08R02B	8	R 1/4	17,6	13,1	17,5	32,2	13,0	31,5	7,0
HPL08R03B	8	R 3/8	17,6	13,5	17,5	32,6	13,0	33,5	8,0
HPL10R02B	10	R 1/4	23,6	13,1	20,1	38,3	17,0	37,5	14,1
HPL10R03B	10	R 3/8	20,0	13,5	20,1	35,7	14,0	33,9	9,2
HPL12R02B	12	R 1/4	23,6	13,1	24,7	38,3	17,0	38,2	13,1
HPL12R03B	12	R 3/8	23,0	13,5	24,7	38,3	17,0	38,4	13,2
HPL12R04B	12	R 1/2	23,0	16,3	24,7	41,4	17,7	40,7	15,6

## HMM-B



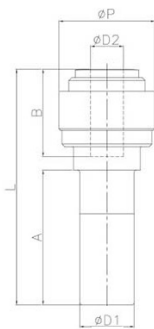
PASATABIQUES  
- Bulkhead connector

REFERENCIA	ØD1	ØD2	T	L	B1	B2	H1 (HEX)	H2 (HEX)	Peso Weight(g)
HMM0404B	4	4	M15x1,5p	32,4	14,7	14,7	17	18,0	6,9
HMM0606B	6	6	M17x1,5p	35,7	16,1	16,1	19	21,0	9,6
HMM0808B	8	8	M20x1,75p	38,5	17,5	17,5	21	25,5	14,0
HMM1010B	10	10	M24x1,75p	42,2	20,1	20,1	24	28,5	19,5
HMM1212B	12	12	M27x2,0p	51,4	24,7	24,7	27	31,0	28,2

PASATABIQUES REDUCIDO - Reducer bulkhead connector

HMM0604B	6	4	M17x1,5p	35,5	16,1	16,1	19	21,0	9,8
HMM0806B	8	6	M20x1,75p	38,1	17,5	17,5	21	25,5	14,3

## HGJ-B



REDUCCIÓN  
- Reducer

REFERENCIA	ØD1	ØD2	ØP	A	B	L	Peso Weight(g)
HGJ0604B	6	4	13,2	36,7	21,0	14,7	2,4
HGJ0804B	8	4	15,5	40,4	22,5	14,7	3,7
HGJ0806B	8	6	15,5	40,6	22,5	16,1	3,5
HGJ1006B	10	6	17,6	43,4	24,8	16,1	5,2
HGJ1008B	10	8	17,6	43,8	24,8	17,5	5,1
HGJ1208B	12	8	20,0	51,3	29,5	17,5	7,3
HGJ1210B	12	10	20,0	51,6	29,5	20,1	6,9
HGJ1510B	15	10	23,6	61,0	35,0	20,1	12
HGJ1512B	15	12	23,6	61,7	35,0	24,7	11,3

AMPLIADOR - Enlarger

HGJ0810B	8	10	20,0	44,9	22,5	20,1	5,4
----------	---	----	------	------	------	------	-----

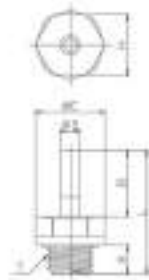
## HCJ-B



ADAPTADOR CON ROSCA MACHO CÓNICA BSPT  
- Stem adapter BSPT thread

REFERENCIA	ØD	T	A	B	ØE	H (HEX)	L	Peso Weight(g)
HCJ04R01B	4	R1/8	9,1	18,0	14,4	13	33,1	1,8
HCJ04R02B	4	R1/4	13,1	18,0	18,5	17	37,1	3,5
HCJ06R01B	6	R1/8	9,1	19,5	14,4	13	34,6	2,0
HCJ06R02B	6	R1/4	13,1	19,5	18,5	17	38,6	3,7
HCJ08R01B	8	R1/8	9,1	21,0	14,4	13	36,1	2,2
HCJ08R02B	8	R1/4	13,1	21,0	18,5	17	40,1	3,8
HCJ08R03B	8	R3/8	13,5	21,0	23,0	21	40,5	5,3
HCJ10R02B	10	R1/4	13,1	24,0	18,5	17	43,1	4,5
HCJ10R03B	10	R3/8	13,5	24,0	23,0	21	44,0	6,1
HCJ10R04B	10	R1/2	16,5	24,0	26,5	24	47,0	9,7
HCJ12R03B	12	R3/8	13,5	28,0	23,0	21	48,0	6,8
HCJ12R04B	12	R1/2	16,5	28,0	26,5	24	51,0	10,2

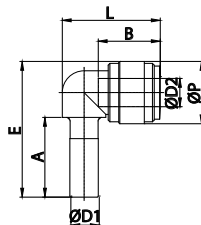
## HCJ-G-B



ADAPTADOR CON ROSCA MACHO CILÍNDRICA BSPP  
- Stem adapter BSPP thread

REFERENCIA	ØD	T	A	B	ØE	H (HEX)	L	Peso Weight(g)
HCJ04G01B	4	G1/8	6,0	18,0	16,6	15	32,5	2,7
HCJ04G02B	4	G1/4	8,5	18,0	20,5	18	35,0	4,2
HCJ06G01B	6	G1/8	6,0	19,5	16,6	15	34,0	2,8
HCJ06G02B	6	G1/4	8,5	19,5	20,5	18	36,5	4,3
HCJ08G01B	8	G1/8	6,0	21,0	16,6	15	35,5	3,0
HCJ08G02B	8	G1/4	8,5	21,0	20,5	18	38,0	4,6
HCJ08G03B	8	G3/8	9,0	21,0	24,2	22	38,5	6,2
HCJ10G02B	10	G1/4	8,5	24,0	20,5	18	41,0	5,2
HCJ10G03B	10	G3/8	9,0	24,0	24,2	22	41,5	6,8
HCJ10G04B	10	G1/2	12,5	24,0	28,5	26	45,0	10,7
HCJ12G03B	12	G3/8	9,0	28,0	24,2	22	45,5	7,3
HCJ12G04B	12	G1/2	12,5	28,0	28,5	26	49,0	11,2
HCJ15G04B	15	G1/2	12,5	36	28,8	26	57	13,1

## HLJ-B



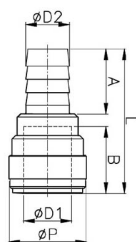
CODO CON ESPIGA  
- Union elbow with stem

REFERENCIA	ØD1	ØD2	ØP	A	B	E	L	Peso Weight(g)
HLJ0404B	4	4	13,2	18,0	14,7	30,1	21,9	2,5
HLJ0606B	6	6	15,5	21,0	16,1	34,8	25,1	3,7
HLJ0808B	8	8	17,6	22,5	17,5	38,3	27,7	5,3
HLJ1010B	10	10	20,0	24,8	20,1	43,2	31,3	7,4
HLJ1212B	12	12	23,6	29,5	24,7	51,2	39,0	12,6
HLJ1515B	15	15	28,0	35,0	29,4	61,3	48,5	21,7

REDUCCIÓN CODO CON ESPIGA - Reduced elbow with stem

HLJ0608B	6	8	17,6	21,0	17,5	36,8	26,0	4,7
HLJ1006B	10	6	20,0	24,8	16,1	43,2	30,6	7,8
HLJ1008B	10	8	20,0	24,8	17,5	43,2	31,0	8,2

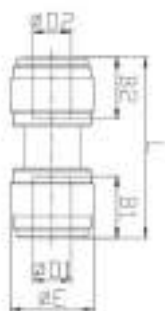
## HCBB-B



ADAPTADOR TUBO A ESPIGA ACANALADA  
- Union connector

REFERENCIA	ØD1	ØD2	ØP	L	A	B	Peso Weight(g)
HCBB1210B	12	10	23,0	46,9	20,0	24,7	8,5
HCBB15-1/2B	15	12	28,0	54,2	22,3	29,4	14,0

## HUC-B



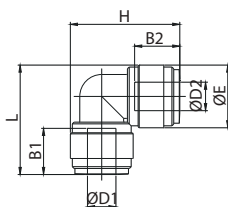
UNIÓN TUBO  
- Union connector

REFERENCIA	ØD1	ØD2	B1	B2	ØE1	ØE2	L	Peso Weight(g)
HUC0404B	4	4	14,7	14,7	13,2	13,2	31,8	3,8
HUC0606B	6	6	16,1	16,1	15,0	15,0	35,2	4,8
HUC0808B	8	8	17,5	17,5	17,6	17,6	38,2	6,9
HUC1010B	10	10	20,1	20,1	20,0	20,0	42,7	9,0
HUC1212B	12	12	24,7	24,7	23,0	23,0	52,4	14,2
HUC1515B	15	15	29,4	29,4	28,0	28,0	61,8	23,4

UNIÓN REDUCIDA/ Reduced union connector

HUC0604B	6	4	16,1	14,7	15,0	15,0	35,0	6,5
HUC0605B	6	5	16,1	14,9	15,0	15,0	35,1	4,9
HUC0804B	8	4	17,5	14,7	17,6	17,6	36,6	6,5
HUC0806B	8	6	17,5	16,1	17,6	17,6	37,8	8,0
HUC1006B	10	6	20,1	16,1	20,0	15,5	42,0	9,8
HUC1008B	10	8	20,1	17,5	20,0	20,0	42,4	12,0
HUC1208B	12	8	24,7	17,5	23,6	17,6	44,4	11,5
HUC1210B	12	10	24,7	20,1	23,0	23,0	51,7	16,5

## HUL-B



UNIÓN CODO  
- Union elbow

REFERENCIA	ØD1	ØD2	B1	B2	ØE1	ØE2	L	H	Peso Weight(g)
HUL0404B	4	4	14,7	14,7	13,2	13,2	24,5	24,5	3,9
HUL0606B	6	6	16,1	16,1	15,0	15,0	27,6	27,6	5,1
HUL0808B	8	8	17,5	17,5	17,6	17,6	30,7	30,7	7,6
HUL1010B	10	10	20,1	20,1	20,0	20,0	35,8	35,8	10,2
HUL1212B	12	12	24,7	24,7	23,0	23,0	43,2	43,2	16,4
HUL1515B	15	15	29,4	29,4	28,0	28,0	52,2	52,2	27,4

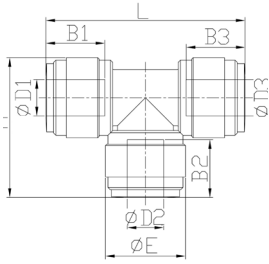
REDUCCIONES - Reduced

HUL0804B	8	4	17,5	14,7	17,6	13,2	28,3	29,7	5,9
HUL0806B	8	6	17,5	16,1	17,6	17,6	30,7	30,3	7,7
HUL1006B	10	6	20,1	16,1	23,0	17,6	37,8	36,1	12,6
HUL1008B	10	8	20,1	17,5	20,0	20,0	35,8	35,5	10,2
HUL1206B	12	6	24,7	16,1	23,0	17,6	38,5	36,1	12,0
HUL1208B	12	8	24,7	17,5	23,0	17,6	38,5	36,5	11,9
HUL1210B	12	10	24,7	20,1	23,0	23,0	43,2	42,5	17,3

ADAPTADOR CODO TUBO METRICO/PULGADAS - Union elbow metric & inch tube

HUL1/4-06B	1/4	6	16,9	16,1	15,5	15,5	28,75	28,75	6,0
------------	-----	---	------	------	------	------	-------	-------	-----

## HUT-B



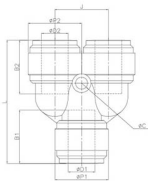
“T” TUBO  
- Union tee

REFERENCIA	ØD1	ØD2	ØD3	B1	B2	B3	ØE1	ØE2	ØE3	H	L	Peso Weight(g)
HUT0404B	4	4	4	14,7	14,7	14,7	13,2	13,2	13,2	24,5	35,8	5,8
HUT0606B	6	6	6	16,1	16,1	16,1	15,0	15,0	15,0	27,6	40,2	7,3
HUT0808B	8	8	8	17,5	17,5	17,5	17,6	17,6	17,6	30,7	43,8	10,6
HUT1010B	10	10	10	20,1	20,1	20,1	20,0	20,0	20,0	35,8	51,6	14,6
HUT1212B	12	12	12	24,7	24,7	24,7	23,0	23,0	23,0	43,2	63,4	23,2
HUT1515B	15	15	15	29,4	29,4	29,4	28,0	28,0	28,0	52,2	76,4	38,2

REDUCCIÓN - Reduced

HUT100806B	10	8	6	20,1	16,1	17,5	20,0	15,0	20,0	32,1	48,6	15,6
HUT100608B	10	6	8	20,1	16,1	17,5	20,0	15,0	20,0	32,1	48,6	15,6
HUT100610B	10	6	10	20,1	16,1	20,1	20,0	15,0	20,0	32,1	48,7	12,0
HUT121012B	12	10	12	24,7	20,1	24,7	23,0	23,0	23,0	42,5	63,4	24,2

## HUY-B



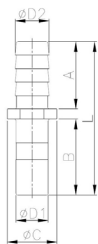
“Y” UNIÓN TUBO-TUBO  
- Union Y

REFERENCIA	ØD1	ØD2	B1	B2	ØP1	ØP2	L	J	ØC	Peso Weight(g)
HUY0404B	4	4	14,7	14,7	13,8	13,8	33,7	13,5	3,3	6,7
HUY0606B	6	6	16,1	16,1	15,5	15,5	38,8	15,5	3,3	9,2
HUY0808B	8	8	17,5	17,5	17,6	17,6	41,0	17,6	4,5	11,6
HUY1010B	10	10	20,1	20,1	20,0	20,0	46,2	20,0	4,5	16,0
HUY1212B	12	12	24,7	24,7	23,0	23,0	56,4	23,0	4,5	26,3

REDUCCIÓN - Reduced

HUY1008B	10	8	20,1	17,5	20,0	20,0	45,9	20,0	4,5	16,8
----------	----	---	------	------	------	------	------	------	-----	------

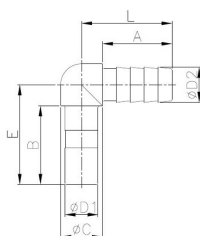
## HCJB-B



RECTO CON ESPIGA  
- Tube barb connector

REFERENCIA	ØD1	ØD2	ØC	L	A	B	Peso Weight(g)
HCJB0604B	6	4,5	11,4	38,2	18,0	17,2	1,0
HCJB0606B	6	6,5	11,4	38,2	18,0	17,2	1,1
HCJB0806B	8	6,5	12,2	40,0	18,0	19,0	1,7
HCJB1006B	10	6,5	14,7	43,5	18,0	22,5	2,3
HCJB1008B	10	8,6	14,7	43,5	18,0	22,5	2,7

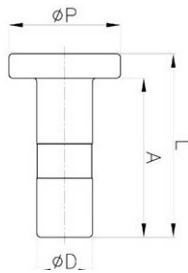
## HLJB-B



CODO CON ESPIGA  
- Elbow tube barb connector

REFERENCIA	ØD1	ØD2	ØC	L	E	A	B	Peso Weight(g)
HLJB1006B	10	6,5	12,0	24,0	28,5	18,0	22,5	3,0
HLJB1008B	10	8,6	12,0	24,0	28,5	18,0	22,5	3,4

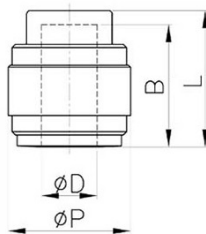
## HPP-B



TAPON MACHO  
- Male plug

REFERENCIA	ØD	ØP	L	A	Peso Weight(g)
HPP04B	4	13	22,5	19	0,8
HPP06B	6	13	24,5	21	1,1
HPP08B	8	16	26,5	23	1,8
HPP10B	10	18	30,0	26	2,7
HPP12B	12	21	34,0	30	4,0
HPP15B	15	25	40,0	36	6,4

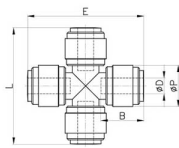
## HPF-B



TAPON HEMBRA  
- Female plug

REFERENCIA	ØD	ØP	L	B	Peso Weight(g)
HPF06B	6	15,5	18,9	16,1	2,8
HPF08B	8	17,6	19,5	17,5	3,6
HPF10B	10	20,0	22,1	20,1	4,7
HPF12B	12	23,0	26,7	24,7	7,3
HPF15B	15	28,0	32,1	29,4	12,6

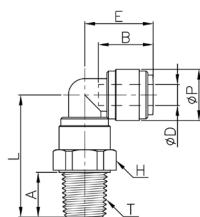
## HZA-B



UNIÓN CRUZ  
- Cross junction

REFERENCIA	ØD1	ØD2	B1	B2	ØP1	Peso Weight(g)
HZA0606B	6	15,5	43,8	43,8	16,1	9,7
HZA0808B	8	17,6	47,3	47,3	17,5	15,0

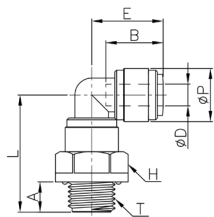
## HRPL-B



CODO ORIENTABLE MACHO CÓNICA BSPT  
- Male swivel elbow BSPT

REFERENCIA	ØD	T	ØP	A	B	E	H	L	Peso Weight(g)
HRPL04R01B	4	R1/8	13.2	9.1	14.7	17.9	15	29,7	5,9
HRPL04R02B	4	R1/4	13.2	13.1	14.7	17.9	17	33,7	7,3
HRPL06R01B	6	R1/8	15.0	9.1	16.1	20.1	17	31,7	7,2
HRPL06R02B	6	R1/4	15.0	13.1	16.1	20.1	17	35,7	8,0
HRPL08R01B	8	R1/8	17.6	9.1	17.5	21.9	19	33,4	9,9
HRPL08R02B	8	R1/4	17.6	13.1	17.5	21.9	19	37,4	10,7
HRPL08R03B	8	R3/8	17.6	13.5	17.5	21.9	19	37,8	11,4
HRPL10R02B	10	R1/4	20.0	13.1	20.1	25.8	21	41,4	15,1
HRPL10R03B	10	R3/8	20.0	13.5	20.1	25.8	21	41,8	15,2
HRPL10R04B	10	R1/2	20.0	16.5	20.1	25.8	24	44,8	19,5
HRPL12R03B	12	R3/8	23.0	13.5	24.7	31.7	24	48,2	23,4
HRPL12R04B	12	R1/2	23.0	16.5	24.7	31.7	24	51,2	25,9

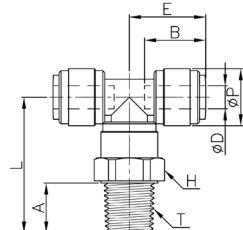
## HRPL-G-B



CODO ORIENTABLE MACHO CILÍNDRICO BSPP  
- Male swivel elbow BSPP

REFERENCIA	ØD	T	ØP	A	B	E	H	L	Peso Weight(g)
HRPL04G01B	4	G1/8	13,2	6	14,7	17,9	15	28,5	6
HRPL04G02B	4	G1/4	13,2	8,5	14,7	17,9	18	31	7,7
HRPL06G01B	6	G1/8	15	6	16,1	20,1	17	30,5	7,7
HRPL06G02B	6	G1/4	15	8,5	16,1	20,1	18	33	8,7
HRPL08G01B	8	G1/8	17,6	6	17,5	21,9	18	31,9	10,4
HRPL08G02B	8	G1/4	17,6	8,5	17,5	21,9	18	34,4	11
HRPL08G03B	8	G3/8	17,6	9	17,5	21,9	22	34,9	12,8
HRPL10G02B	10	G1/4	20	8,5	20,1	25,8	22	38	15,4
HRPL10G03B	10	G3/8	20	9	20,1	25,8	22	38,5	15,8
HRPL10G04B	10	G1/2	20	12,5	20,1	25,8	26	42	19,1
HRPL12G03B	12	G3/8	23	9	24,7	31,7	26	43,7	23,2
HRPL12G04B	12	G1/2	23	12,5	14,7	31,7	26	47,2	25,2

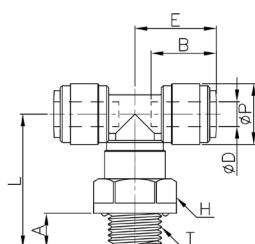
## HRPT-B



T ORIENTABLE MACHO CÓNICO BSPT  
- Male swivel tee BSPT

REFERENCIA	ØD	T	ØP	A	B	E	H	L	Peso Weight(g)
HRPT04R01B	4	R1/8	13,2	9,1	14,7	17,9	15	29,7	7,8
HRPT04R02B	4	R1/4	13,2	13,1	14,7	17,9	17	33,7	9,2
HRPT06R01B	6	R1/8	15	9,1	16,1	20,1	17	31,7	9,3
HRPT06R02B	6	R1/4	15	13,1	16,1	20,1	17	35,7	10,3
HRPT08R01B	8	R1/8	17,6	9,1	17,5	21,9	19	33,4	13,1
HRPT08R02B	8	R1/4	17,6	13,1	17,5	21,9	19	37,4	14
HRPT08R03B	8	R3/8	17,6	13,5	17,5	21,9	19	37,8	14,6
HRPT10R02B	10	R1/4	20	13,1	20,1	25,8	21	41,4	19,5
HRPT10R03B	10	R3/8	20	13,5	20,1	25,8	21	41,8	19,6
HRPT10R04B	10	R1/2	20	16,5	20,1	25,8	24	44,8	23,9
HRPT12R03B	12	R3/8	23	13,5	24,7	31,7	24	42,8	30,2
HRPT12R04B	12	R1/2	23	16,5	24,7	31,7	24	51,2	32,7

## HRPT-G-B

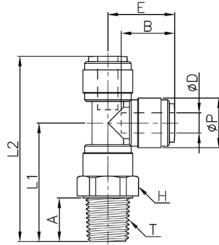


T ORIENTABLE MACHO CILÍNDRICO BSPP  
- Swivel male tee BSPP

REFERENCIA	ØD	T	ØP	A	B	E	H	L	Peso Weight(g)
HRPT04G01B	4	G1/8	13,2	6,0	14,7	17,9	15	28,5	7,9
HRPT04G02B	4	G1/4	13,2	8,5	14,7	17,9	18	31,0	9,6
HRPT06G01B	6	G1/8	15,0	6,0	16,1	20,1	17	30,5	10,0
HRPT06G02B	6	G1/4	15,0	8,5	16,1	20,1	18	33,0	11,0
HRPT08G01B	8	G1/8	17,6	6,0	17,5	21,9	18	31,9	13,4
HRPT08G02B	8	G1/4	17,6	8,5	17,5	21,9	18	34,4	14,0
HRPT08G03B	8	G3/8	17,6	9,0	17,5	21,9	22	34,9	15,8
HRPT10G02B	10	G1/4	20,0	8,5	20,1	25,8	22	38,0	19,8
HRPT10G03B	10	G3/8	20,0	9,0	20,1	25,8	22	38,5	20,2
HRPT10G04B	10	G1/2	20,0	12,5	20,1	25,8	26	42,0	23,5
HRPT12G03B	12	G3/8	23,0	9,0	24,7	31,7	26	43,7	30,0
HRPT12G04B	12	G1/2	23,0	12,5	24,7	31,7	26	47,2	32,0



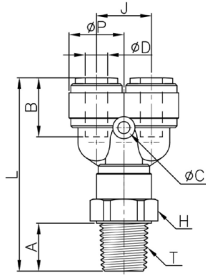
## HRST-B



T LATERAL ORIENTABLE MACHO CÓNICO BSPT  
- Swivel run male tee BSPT

REFERENCIA	ØD	T	ØP	A	B	E	H	L1	L2	Peso Weight(g)
HRST04R01B	4	R1/8	13.2	9.1	14.7	17.9	15	29,7	47,6	7,8
HRST04R02B	4	R1/4	13.2	13.1	14.7	17.9	17	33,7	51,6	9,2
HRST06R01B	6	R1/8	15.0	9.1	16.1	20.1	17	31,7	51,8	9,3
HRST06R02B	6	R1/4	15.0	13.1	16.1	20.1	17	35,7	55,8	10,3
HRST08R01B	8	R1/8	17.6	9.1	17.5	21.9	19	33,4	55,3	13,1
HRST08R02B	8	R1/4	17.6	13.1	17.5	21.9	19	37,4	59,3	14
HRST08R03B	8	R3/8	17.6	13.5	17.5	21.9	19	37,8	59,7	14,6
HRST10R02B	10	R1/4	20.0	13.1	20.1	25.8	21	41,4	67,2	19,5
HRST10R03B	10	R3/8	20.0	13.5	20.1	25.8	21	41,8	67,6	19,6
HRST10R04B	10	R1/2	20.0	16.5	20.1	25.8	24	44,8	70,6	23,9
HRST12R03B	12	R3/8	23.0	13.5	24.7	31.7	24	48,2	79,9	30,2
HRST12R04B	12	R1/2	23.0	16.5	24.7	31.7	24	51,2	82,9	32,7

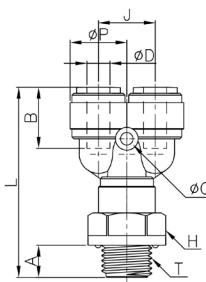
## HRWT-B



Y ORIENTABLE MACHO CÓNICO BSPT  
- Swivel male Y BSPT

REFERENCIA	ØD	T	ØP	A	B	J	H	L	ØC	Peso Weight(g)
HRWT04R01B	4	R1/8	13,8	9,1	14,7	13,5	15	45,5	3,3	8,7
HRWT04R02B	4	R1/4	13,8	13,1	14,7	13,5	17	49,5	3,3	10,1
HRWT06R01B	6	R1/8	15,5	9,1	16,1	15,5	17	50,4	3,3	11,6
HRWT06R02B	6	R1/4	15,5	13,1	16,1	15,5	17	54,4	3,3	12,5
HRWT08R01B	8	R1/8	17,6	9,1	17,5	17,6	19	52,5	4,5	14,0
HRWT08R02B	8	R1/4	17,6	13,1	17,5	17,6	19	56,5	4,5	14,9
HRWT08R03B	8	R3/8	17,6	13,5	17,5	17,6	19	56,9	4,5	15,5
HRWT10R02B	10	R1/4	20,0	13,1	20,1	20,0	21	61,8	4,5	20,9
HRWT10R03B	10	R3/8	20,0	13,5	20,1	20,0	21	62,2	4,5	21,0
HRWT10R04B	10	R1/2	20,0	16,5	20,1	20,0	24	65,2	4,5	25,3
HRWT12R03B	12	R3/8	23,0	13,5	24,7	23,0	24	72,9	4,5	33,3
HRWT12R04B	12	R1/2	23,0	16,5	24,7	23,0	24	75,9	4,5	35,8

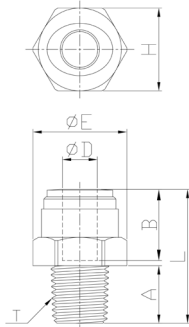
## HRWT-G-B



Y ORIENTABLE MACHO BSPP  
- Swivel male Y BSPP

REFERENCIA	ØD	T	ØP	A	B	J	H	L	ØC	Peso Weight(g)
HRWT04G01B	4	G1/8	13,8	6,0	14,7	13,5	15	44,3	3,3	8,8
HRWT04G02B	4	G1/4	13,8	8,5	14,7	13,5	18	46,8	3,3	10,5
HRWT06G01B	6	G1/8	15,5	6,0	16,1	15,5	17	49,2	3,3	11,9
HRWT06G02B	6	G1/4	15,5	8,5	16,1	15,5	18	51,7	3,3	12,9
HRWT08G01B	8	G1/8	17,6	6,0	17,5	17,6	18	51,0	4,5	13,9
HRWT08G02B	8	G1/4	17,6	8,5	17,5	17,6	18	53,5	4,5	15,1
HRWT08G03B	8	G3/8	17,6	9,0	17,5	17,6	22	54,0	4,5	16,8
HRWT10G02B	10	G1/4	20,0	8,5	20,1	20,0	22	58,4	4,5	21,2
HRWT10G03B	10	G3/8	20,0	9,0	20,1	20,0	22	58,9	4,5	21,6
HRWT10G04B	10	G1/2	20,0	12,5	20,1	20,0	26	62,4	4,5	24,9
HRWT12G03B	12	G3/8	23,0	9,0	24,7	23,0	26	68,4	4,5	33,1
HRWT12G04B	12	G1/2	23,0	12,5	24,7	23,0	26	71,9	4,5	35,1

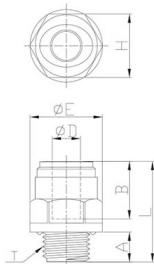
## HPC-W



RACOR DIRECTO ROSCA MACHO CÓNICA BSPT  
- Male connector BSPT

REFERENCIA	ØD	T	A	B	ØE	H (HEX)	L	Peso Weight(g)
HPC04R01W	4	R1/8	9,1	14,7	18,5	17	26,0	4,1
HPC06R01W	6	R1/8	9,1	16,1	18,5	17	26,2	3,9
HPC06R02W	6	R1/4	13,1	16,1	18,5	17	26,7	4,2
HPC06R03W	6	R3/8	13,5	16,1	21,0	19	26,6	5,9
HPC08R01W	8	R1/8	9,1	17,5	21,0	19	28,1	5,2
HPC08R02W	8	R1/4	13,1	17,5	21,0	19	30,6	5,8
HPC08R03W	8	R3/8	13,5	17,5	21,0	19	27,0	5,7
HPC10R03W	10	R3/8	13,5	20,1	23,2	21	28,8	6,7
HPC10R04W	10	R1/2	16,3	20,1	24,4	22	32,1	9,6
HPC12R03W	12	R3/8	13,5	24,7	26,5	24	32,2	8,9
HPC12R04W	12	R1/2	16,3	24,7	26,5	24	34,3	11,0

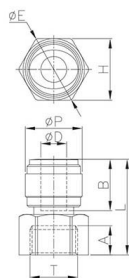
## HPC-G-W



RACOR DIRECTO CONEXIÓN MACHO CILÍNDRICA BSPP  
- Male connector BSPP

REFERENCIA	ØD	T	A	B	ØE	H (HEX)	L	Peso Weight(g)
HPC04G01W	4	G1/8	6,0	14,7	16,6	15	2,19	3,3
HPC04G02W	4	G1/4	8,5	14,7	20,5	18	23,9	4,9
HPC06G01W	6	G1/8	6,0	16,1	16,6	15	24,1	3,3
HPC06G02W	6	G1/4	8,5	16,1	20,5	18	24,1	4,8
HPC08G01W	8	G1/8	6,0	17,5	18,5	17	27,0	5,2
HPC08G02W	8	G1/4	8,5	17,5	20,5	18	28,5	6,1
HPC08G03W	8	G3/8	9,0	17,5	24,0	21	26,5	7,0
HPC08G04W	8	G1/2	12,5	17,5	28,5	26	29,5	11,9
HPC10G02W	10	G1/4	8,5	20,1	21,1	19	30,8	7,2
HPC10G03W	10	G3/8	9,0	20,1	24,2	21	26,3	7,0
HPC10G04W	10	G1/2	12,5	20,1	28,5	26	29,8	11,3
HPC12G03W	12	G3/8	9,0	24,7	27,0	24	34,2	11,6
HPC12G04W	12	G1/2	12,5	24,7	28,5	26	32,7	12,4
HPC15G04W	15	G1/2	12,5	29,4	28,8	26	43,4	17,0
HPC15G06W	15	G3/4	14,5	29,4	39,0	33	39,0	24,5

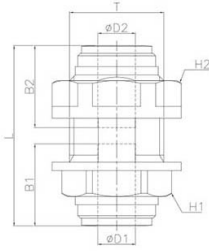
## HCF-G-W



RACOR DIRECTO ROSCA HEMBRA CILÍNDRICA BSPP CON JUNTA PLANA  
- Female adapter BSPP with internal flat seal

REFERENCIA	ØD	T	ØP	L	A	B	H	ØE	Peso Weight(g)
HCF04G01W	4	G1/8	17,6	26,9	6,0	14,7	17,0	19,2	6,0
HCF06G01W	6	G1/8	17,6	27,1	6,0	16,1	17,0	19,2	6,1
HCF06G02W	6	G1/4	17,6	29,1	8,5	16,1	19,0	21,5	7,0
HCF06G03W	6	G3/8	17,6	30,6	9,0	16,1	24,0	27,3	9,9
HCF08G01W	8	G1/8	17,6	27,5	6,0	17,5	17,0	19,2	6,0
HCF08G02W	8	G1/4	17,6	29,5	8,5	17,5	19,0	21,5	6,7
HCF08G03W	8	G3/8	17,6	31,0	9,0	17,5	24,0	27,3	9,7
HCF08G04W	8	G1/2	20,0	38,0	12,5	17,5	27,0	30,0	13,8
HCF08G06W	8	G3/4	20,0	36,6	10,0	17,5	36,7	41,6	39,2
HCF10G02W	10	G1/4	23,0	34,5	8,5	20,1	19,0	21,5	10,8
HCF10G03W	10	G3/8	23,0	37,0	9,0	20,1	24,0	27,3	13,7
HCF10G04W	10	G1/2	20,0	38,3	12,5	20,1	27,0	30,0	13,3
HCF10G06W	10	G3/4	20,0	36,9	10,0	20,1	36,7	41,6	38,6
HCF12G02W	12	G1/4	23,0	37,7	9,0	24,7	24,0	27,3	13,0
HCF12G03W	12	G3/8	23,0	37,7	9,0	24,7	24,0	27,3	13,0
HCF12G04W	12	G1/2	23,0	41,7	12,5	24,7	27,0	30,0	15,4
HCF15G06W	15	G3/4"	28,0	45,4	12,0	29,4	33,0	37,0	25,1

## HMM-W



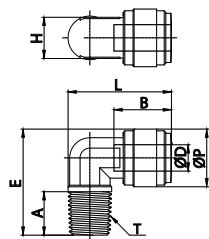
PASATABIQUES  
- Bulkhead connector

REFERENCIA	ØD	T	ØP	L	A	B	H (HEX)	L	Peso Weight(g)
HMM0404W	4	4	M15x1,5p	32,4	14,7	14,7	17	18,0	6,9
HMM0606W	6	6	M17x1,5p	35,7	16,1	16,1	19	21,0	9,6
HMM0808W	8	8	M20x1,75p	38,5	17,5	17,5	21	25,5	14,0
HMM1010W	10	10	M24x1,75p	42,2	20,1	20,1	24	28,5	19,5
HMM1212W	12	12	M27x2,0p	51,4	24,7	24,7	27	31,0	28,2

PASATABIQUES REDUCIDO -Reduced bulkhead connector

HMM0604W	6	4	M17x1,5p	35,5	16,1	16,1	19	21,0	9,8
HMM0806W	8	6	M20x1,75p	38,1	17,5	17,5	21	25,5	14,3

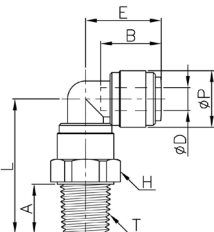
## HPL-R-W



CODO FIJO, ROSCA MACHO CÓNICA BSPT  
- Male elbow BSPT

REFERENCIA	ØD	T	ØP	A	B	E	H (HEX)	L	Peso Weight(g)
HPL04R01W	4	R1/8"	15,0	9,1	14,7	25,6	10	25,2	4,2
HPL06R01W	6	R1/8"	15,0	9,1	16,1	25,6	10	25,4	4,1
HPL06R02W	6	R1/4"	15,0	13,1	16,1	30,6	10	27	5,1
HPL06R03W	6	R3/8"	17,6	13,5	16,1	32,6	13	33,1	8,4
HPL08R02W	8	R1/4"	17,6	13,1	17,5	32,2	13	31,5	7,0
HPL08R03W	8	R3/8"	17,6	13,5	17,5	32,6	13	33,5	8,0
HPL10R02W	10	R1/4"	23,6	13,1	20,1	38,3	17	37,5	14,1
HPL10R03W	10	R3/8"	20,0	13,5	20,1	35,7	14	33,9	9,2
HPL12R02W	12	R1/4"	23,6	13,1	24,7	38,3	17	38,2	13,1
HPL12R03W	12	R3/8"	23,0	13,5	24,7	38,3	17	38,4	13,2
HPL12R04W	12	R1/2"	23,0	16,3	24,7	41,4	17,7	40,7	15,6

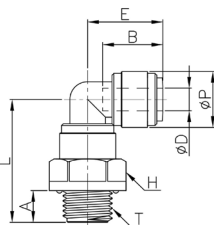
## HRPL-R-W



CODO ORIENTABLE MACHO CÓNICA BSPT  
- Male swivel elbow BSPT

REFERENCIA	ØD	T	ØP	A	B	E	H (HEX)	L	Peso Weight(g)
HRPL06R01W	6	R1/8"	15,0	9,1	16,1	20,1	17	31,7	7,2
HRPL06R02W	6	R1/4"	15,0	13,1	16,1	20,1	17	35,7	8,0
HRPL08R01W	8	R1/8"	17,6	9,1	17,5	21,9	19	33,4	9,9
HRPL08R02W	8	R1/4"	17,6	13,1	17,5	21,9	19	37,4	10,7
HRPL08R03W	8	R3/8"	17,6	13,5	17,5	21,9	19	37,8	11,4
HRPL10R03W	10	R3/8"	20,0	13,5	20,1	25,8	21	41,8	15,4

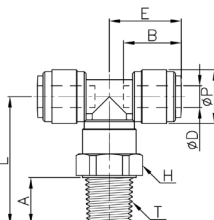
## HRPL-G-W



CODO ORIENTABLE MACHO CILÍNDRICA BSPP  
- Male swivel elbow BSPP

REFERENCIA	ØD	T	ØP	A	B	E	H (HEX)	L	Peso Weight(g)
HRPL08G01W	8	G1/8"	17,6	6,0	17,5	21,9	18	31,9	10,4
HRPL08G02W	8	G1/4"	17,6	8,5	17,5	21,9	18	34,4	11,0
HRPL08G03W	8	G3/8"	17,6	9,0	17,5	21,9	22	34,9	12,8
HRPL10G02W	10	G1/4"	20,0	8,5	20,1	25,8	22	38,0	15,4
HRPL10G03W	10	G3/8"	20,0	9,0	20,1	25,8	22	38,5	15,8
HRPL10G04W	10	G1/2"	20,0	12,5	20,1	25,8	26	42,0	19,1
HRPL12G03W	12	G3/8"	23,0	9,0	24,7	31,7	26	43,7	23,2

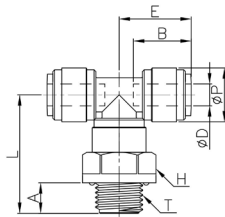
## HRPT-R-W



T ROSCA CENTRAL MACHO CÓNICA BSPT ORIENTABLE  
- Male swivel tee BSPT

REFERENCIA	ØD	T	ØP	A	B	E	H (HEX)	L	Peso Weight(g)
HRPT06R01W	6	R1/8"	15,0	9,1	16,1	20,1	17	31,7	9,3
HRPT06R02W	6	R1/4"	15,0	13,1	16,1	20,1	17	35,7	10,3
HRPT08R01W	8	R1/8"	17,6	9,1	17,5	21,9	19	33,4	13,1
HRPT08R02W	8	R1/4"	17,6	13,1	17,5	21,9	19	37,4	14,0
HRPT08R03W	8	R3/8"	17,6	13,5	17,5	21,9	19	37,8	14,6
HRPT10R03W	10	R3/8"	20,0	13,5	20,1	25,8	21	41,8	19,4

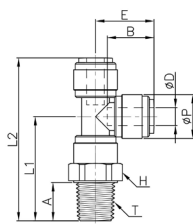
## HRPT-G-W



T ROSCA CENTRAL MACHO CILÍNDRICA BSPP ORIENTABLE  
- Male swivel tee BSPP

REFERENCIA	ØD	T	ØP	A	B	E	H (HEX)	L	Peso Weight(g)
HRPT08G01W	8	G1/8"	17,6	6,0	17,5	21,9	18	31,9	13,4
HRPT08G02W	8	G1/4"	17,6	8,5	17,5	21,9	18	34,4	14,0
HRPT08G03W	8	G3/8"	17,6	9,0	17,5	21,9	22	34,9	15,8
HRPT10G02W	10	G1/4"	20,0	8,5	20,1	25,8	22	38,0	19,8
HRPT10G03W	10	G3/8"	20,0	9,0	20,1	25,8	22	38,5	20,2
HRPT10G04W	10	G1/2"	20,0	12,5	20,1	25,8	26	42,0	29,5
HRPT12G03W	12	G3/8"	23,0	9,0	24,7	31,7	26	43,7	30,0

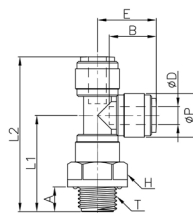
## HRST-R-W



T ROSCA LATERAL MACHO CÓNICA BSPT ORIENTABLE  
- Male swivel run tee BSPT

REFERENCIA	ØD	T	ØP	A	B	E	H (HEX)	L1	L2	Peso Weight(g)
HRST06R01W	6	R1/8"	15,0	9,1	16,1	20,1	17	31,7	51,8	9,3
HRST06R02W	6	R1/4"	15,0	13,1	16,1	20,1	17	35,7	55,8	10,2
HRST08R01W	8	R1/8"	17,6	9,1	17,5	21,9	19	33,4	55,3	13,1
HRST08R02W	8	R1/4"	17,6	13,1	17,5	21,9	19	37,4	59,3	14,2
HRST08R03W	8	R3/8"	17,6	13,5	17,5	21,9	19	37,8	59,7	14,6
HRST10R03W	10	R3/8"	20,0	13,5	20,1	25,8	21	41,8	67,6	19,4

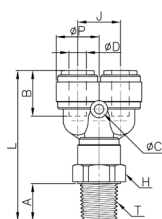
## HRST-G-W



T ROSCA LATERAL MACHO CILÍNDRICA BSPP ORIENTABLE  
- Male swivel run tee BSPP

REFERENCIA	ØD	T	ØP	A	B	E	H (HEX)	L1	L2	Peso Weight(g)
HRST08G01W	8	G1/8"	17,6	6,0	17,5	21,9	18	31,9	53,8	13,4
HRST08G02W	8	G1/4"	17,6	8,5	17,5	21,9	18	34,4	56,3	14,0
HRST08G03W	8	G3/8"	17,6	9,0	17,5	21,9	22	34,9	56,8	15,8
HRST10G02W	10	G1/4"	20,0	8,5	20,1	25,8	22	38	63,8	19,8
HRST10G03W	10	G3/8"	20,0	9,0	20,1	25,8	22	38,5	64,3	20,2
HRST10G04W	10	G1/2"	20,0	12,5	20,1	25,8	26	42	67,8	29,5
HRST12G03W	12	G3/8"	23,0	9,0	24,7	31,7	26	43,7	75,4	30,0

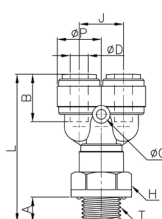
## HRWT-R-W



Y CON ROSCA MACHO CÓNICA BSPT ORIENTABLE  
- Male swivel Y BSPT

REFERENCIA	ØD	T	ØP	A	B	E	H (HEX)	L1	L2	Peso Weight(g)
HRWT06R01W	6	R1/8"	15,5	9,1	16,1	15,5	17	50,4	3,3	11,6
HRWT06R02W	6	R1/4"	15,5	13,1	16,1	15,5	17	54,4	3,3	12,5
HRWT08R01W	8	R1/8"	17,6	9,1	17,5	17,6	19	52,5	4,5	14,0
HRWT08R02W	8	R1/4"	17,6	13,1	17,5	17,6	19	56,5	4,5	14,9
HRWT08R03W	8	R3/8"	17,6	13,5	17,5	17,6	19	56,9	4,5	15,5
HRWT10R03W	10	R3/8"	20,0	13,5	20,1	20	21	62,2	4,5	20,1

## HRWT-G-W



Y CON ROSCA MACHO CILÍNDRICA BSPP ORIENTABLE  
- Male swivel Y BSPP

REFERENCIA	ØD	T	ØP	A	B	E	H (HEX)	L1	L2	Peso Weight(g)
HRWT08G01W	8	G1/8"	17,6	6,0	17,5	17,6	18	51,0	4,5	13,9
HRWT08G02W	8	G1/4"	17,6	8,5	17,5	17,6	18	53,5	4,5	15,1
HRWT08G03W	8	G3/8"	17,6	9,0	17,5	17,6	22	54,0	4,5	16,8
HRWT10G02W	10	G1/4"	20,0	8,5	20,1	20	22	58,4	4,5	20,2
HRWT10G03W	10	G3/8"	20,0	9,0	20,1	20	22	58,9	4,5	21,6
HRWT10G04W	10	G1/2"	20,0	12,5	20,1	20	26	62,4	4,5	24,9
HRWT12G03W	12	G3/8"	23,0	9,0	24,7	23	26	68,4	4,5	33,1

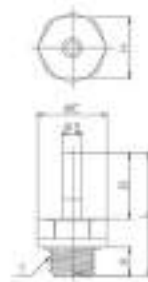
## HCJ-R-W



ADAPTADOR ROSCA CÓNICA BSPT A ESPIGA  
- Stem adapter BSPT

REFERENCIA	ØD	T	A	B	ØE	H (HEX)	L	Peso Weight(g)
HCJ04R01W	4	R1/8"	9,1	18,0	14,4	13	33,1	1,8
HCJ04R02W	4	R1/4"	13,1	18,0	18,5	17	37,1	3,5
HCJ06R01W	6	R1/8"	9,1	19,5	14,4	13	34,6	2,0
HCJ06R02W	6	R1/4"	13,1	19,5	18,5	17	38,6	3,7
HCJ08R01W	8	R1/8"	9,1	21,0	14,4	13	36,1	2,2
HCJ08R02W	8	R1/4"	13,1	21,0	18,5	17	40,1	3,8
HCJ08R03W	8	R3/8"	13,5	21,0	23,0	21	40,5	5,3
HCJ10R02W	10	R1/4"	13,1	24,0	18,5	17	43,1	4,5
HCJ10R03W	10	R3/8"	13,5	24,0	23,0	21	44,0	6,1
HCJ10R04W	10	R1/2"	16,5	24,0	26,5	24	47,0	9,7
HCJ12R03W	12	R3/8"	13,5	28,0	23,0	21	48,0	6,8
HCJ12R04W	12	R1/2"	16,5	28,0	26,5	24	51,0	10,2

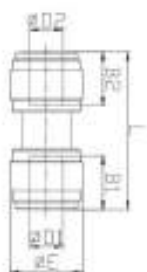
## HCJ-G-W



ADAPTADOR ROSCA CÍNDRICA MACHO BSPP A ESPIGA  
- Stem adapter BSPP

REFERENCIA	ØD	T	A	B	ØE	H (HEX)	L	Peso Weight(g)
HCJ04G01W	4	G1/8"	6,0	18,0	16,6	15	32,5	2,7
HCJ04G02W	4	G1/4"	8,5	18,0	20,5	18	35,0	4,2
HCJ06G01W	6	G1/8"	6,0	19,5	16,6	15	34,0	2,8
HCJ06G02W	6	G1/4"	8,5	19,5	20,5	18	36,5	4,3
HCJ08G01W	8	G1/8"	6,0	21,0	16,6	15	35,5	3,0
HCJ08G02W	8	G1/4"	8,5	21,0	20,5	18	38,0	4,6
HCJ08G03W	8	G3/8"	9,0	21,0	24,2	22	38,5	6,2
HCJ10G02W	10	G1/4"	8,5	24,0	20,5	18	41,0	5,2
HCJ10G03W	10	G3/8"	9,0	24,0	24,2	22	41,5	6,8
HCJ10G04W	10	G1/2"	12,5	24,0	28,5	26	45,0	10,7
HCJ12G03W	12	G3/8"	9,0	28,0	24,2	22	45,5	7,3
HCJ12G04W	12	G1/2"	12,5	28,0	28,5	26	49,0	11,2
HCJ15G04W	15	G1/2"	12,5	36,0	28,8	26	57,0	13,8

## HUC-W



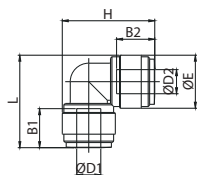
RACOR UNIÓN  
- Union connector

REFERENCIA	ØD1	ØD2	B1	B2	ØE	L	Peso Weight(g)
HUC0404W	4	4	14,7	14,7	13,2	31,8	3,8
HUC0606W	6	6	16,1	16,1	15,0	35,2	4,7
HUC0808W	8	8	17,5	17,5	17,6	38,2	6,9
HUC1010W	10	10	20,1	20,1	20,0	42,7	9,2
HUC1212W	12	12	24,7	24,7	23,0	52,4	14,4
HUC1515W	15	15	29,4	29,4	28,0	61,8	23,4

UNIÓN REDUCIDA - Reduced union connector

HUC0604W	6	4	16,1	14,7	15,0	35,0	5,0
HUC0605W	6	5	16,1	14,9	15,0	35,1	5,0
HUC0806W	8	6	17,5	16,1	17,6	37,8	7,1
HUC1006W	10	6	20,1	16,1	20,0	42,0	9,8
HUC1008W	10	8	20,1	17,5	20,0	42,4	9,6
HUC1210W	12	10	24,7	20,1	23,0	51,7	15,0

## HUL-W



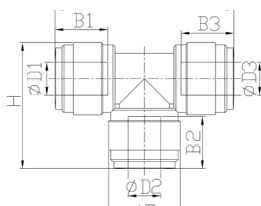
UNIÓN CODO  
- Union elbow

REFERENCIA	ØD1	ØD2	B1	B2	ØE1	ØE2	L	H (HEX)	Peso Weight(g)
HUL0404W	4	4	14,7	14,7	13,2	13,2	24,5	24,5	3,9
HUL0606W	6	6	16,1	16,1	15,0	15,0	27,6	27,6	5,1
HUL0808W	8	8	17,5	17,5	17,6	17,6	30,7	30,7	7,6
HUL1010W	10	10	20,1	20,1	20,0	20,0	35,8	35,8	10,2
HUL1212W	12	12	24,7	24,7	23,0	23,0	43,2	43,2	16,4
HUL1515W	15	15	29,4	29,4	28,0	28,0	52,2	52,2	27,4

CODO REDUCIDA/ Reduced elbow

HUL0804W	8	4	17,5	14,7	17,6	13,2	28,3	29,7	5,9
HUL0806W	8	6	17,5	16,1	17,6	17,6	30,7	30,3	7,7
HUL1006W	10	6	20,1	16,1	23,0	17,6	37,8	36,1	12,6
HUL1008W	10	8	20,1	17,5	20,0	20,0	35,8	35,5	10,2
HUL1206W	12	6	24,7	16,1	23,0	17,6	38,5	36,1	12
HUL1208W	12	8	24,7	17,5	23,0	17,6	38,5	36,5	11,9
HUL1210W	12	10	24,7	20,1	23,0	23,0	43,2	42,5	17,3

## HUT-W



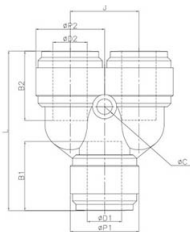
"T" TUBO  
- Union tee

REFERENCIA	ØD1	ØD2	ØD3	B1	B2	ØE1	ØE2	L	H (HEX)	Peso Weight(g)
HUT0404W	4	4	4	14,7	14,7	14,7	13,2	24,5	35,8	5,8
HUT0606W	6	6	6	16,1	16,1	16,1	15,0	27,6	40,2	7,3
HUT0808W	8	8	8	17,5	17,5	17,5	17,6	30,7	43,8	10,6
HUT1010W	10	10	10	20,1	20,1	20,1	20,0	35,8	51,6	14,6
HUT1212W	12	12	12	24,7	24,7	24,7	23,0	43,2	63,4	23,2
HUT1515W	15	15	15	29,4	29,4	29,4	28,0	52,2	76,4	38,2

T REDUCIDA/ Reduced tee

HUT100610W	10	6	10	20,1	16,1	20,1	15,0	35,1	51,6	15,3
HUT100806W	10	8	6	20,1	17,5	16,1	17,6	35,1	51,3	15,6
HUT121012W	12	10	12	24,7	20,1	24,7	20,0	42,5	63,4	24,2

## HUY-W



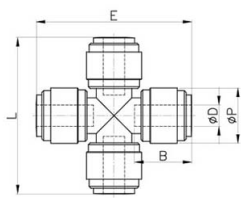

"Y" UNIÓN TUBO-TUBO  
- Union Y

REFERENCIA	ØD1	ØD2	B1	B2	ØP1	ØP2	L	J	ØC	Peso Weight(g)
HUY0404W	4	4	14,7	14,7	13,8	13,8	33,7	13,5	3,3	6,7
HUY0606W	6	6	16,1	16,1	15,5	15,5	38,8	15,5	3,3	9,2
HUY0808W	8	8	17,5	17,5	17,6	17,6	41	17,6	4,5	11,6
HUY1010W	10	10	20,1	20,1	20	20	46,2	20	4,5	16
HUY1212W	12	12	24,7	24,7	23	23	56,4	23	4,5	26,3

\* Y REDUCIDA/ Reduced Y

HUY1008W	10	8	20,1	17,5	20	20	45,9	20	4,5	16,8
----------	----	---	------	------	----	----	------	----	-----	------

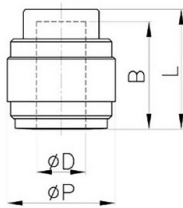
## HZA-W



CRUZ  
- Cross junction

REFERENCIA	ØD	ØP	L	E	B	Peso Weight(g)
HZA0606W	6	15,5	43,8	43,8	16,1	9,7

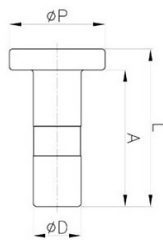
## HPF-W



TAPON HEMBRA  
- Female plug

REFERENCIA	ØD	ØP	L	B	Peso Weight(g)
HPF06W	6	15,5	18,9	16,1	2,8
HPF08W	8	17,6	19,5	17,5	3,6
HPF10W	10	20	22,1	20,1	4,7
HPF12W	12	23	26,7	24,7	7,3
HPF15W	15	28	32,1	29,4	12,6

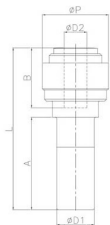
## HPP-W



TAPÓN MACHO  
- Male plug

REFERENCIA	ØD	ØP	L	A	Peso Weight(g)
HPP04W	4	13	22,5	19	0,8
HPP06W	6	13	24,5	21	1,1
HPP08W	8	16	26,5	23	1,8
HPP10W	10	18	30	26	2,7
HPP12W	12	21	34	30	4
HPP15W	15	25	40	36	6,4

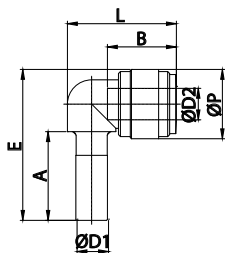
## HGJ-W



REDUCCIÓN  
- Reducer

REFERENCIA	ØD1	ØD2	ØP	L	A	B	Peso Weight(g)
HGJ0604W	6	4	13,2	36,7	21	14,7	2,4
HGJ0804W	8	4	15,5	40,4	22,5	14,7	3,7
HGJ0806W	8	6	15,5	40,6	22,5	16,1	3,5
HGJ0810W	8	10	20	44,9	22,5	20,1	5,4
HGJ1006W	10	6	17,6	43,4	24,8	16,1	5,2
HGJ1008W	10	8	17,6	43,8	24,8	17,5	5,1
HGJ1208W	12	8	20	51,3	29,5	17,5	7,3
HGJ1210W	12	10	20	51,6	29,5	20,1	6,9
HGJ1510W	15	10	20	61	35	20,1	12
HGJ1512W	15	12	23,6	61,7	35	24,7	11,3

## HLJ-W



CODO CON ESPIGA  
- Union elbow tube with stem

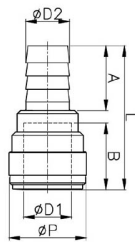
REFERENCIA	ØD	T	A	B	ØE	L	H (HEX)	Peso Weight(g)
HLJ0404W	4	4	13,2	18	14,7	30,1	21,9	2,5
HLJ0606W	6	6	15,5	21	16,1	34,8	25,1	3,7
HLJ0808W	8	8	17,6	22,5	17,5	38,3	27,7	7,4
HLJ1010W	10	10	20	24,8	20,1	43,2	31,3	12,6
HLJ1212W	12	12	23,6	29,5	24,7	51,2	39	7,8
HLJ1515W	15	15	28	35	29,4	61,3	48,5	8,2

CODO CON REDUCCIÓN - Reduced union elbow with stem

HLJ0608W	6	8	17,6	21	17,5	36,8	26	5,3
HLJ1006W	10	6	20	24,8	16,1	43,2	30,6	21,7
HLJ1008W	10	8	20	24,8	17,5	43,2	31	4,7



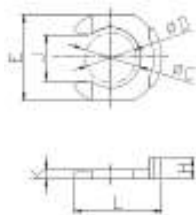
## HCBB-W



RACOR PARA TUBO A ESPIGA ACANALADA  
- Barb connector

REFERENCIA	ØD1	ØD2	ØP	L	A	B	Peso Weight(g)
HCBB1210W	12	10	23	46,9	20	24,7	8,5
HCBB15-1/2W	15	1/2	28	54,2	22,3	29,4	14

## HCP

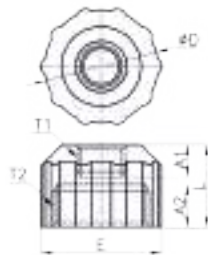


CLIP DE BLOQUEO  
- Locking clip

REFERENCIA	ØD	ØC	E	L	H	J	K	Peso Weight(g)
HCP04-5/32BK	04-5/32	6,2	10,2	11,0	2,8	4,3	1,1	0,09
HCP05-3/16BK	05-3/16	6,2	10,2	11,0	2,8	4,3	1,1	0,09
HCP06-1/4BK	06-1/4	8,0	11,6	11,6	3,1	6,4	1,3	0,12
HCP08-5/16BK	08-5/16	9,6	13,5	13,9	3,3	7,3	1,4	0,16
HCP10-3/8BK	010-3/8	11,8	16,0	16,4	3,4	9,2	1,4	0,23
HCP12-1/2BK	012-1/2	14,4	19,0	19,0	3,6	11,1	1,4	0,3
HCP15BL	15	17,0	22,5	22,6	3,6	13,1	1,4	0,45

\* GR= Gris, BK= Negro, RO= Rojo, BL=Azul.

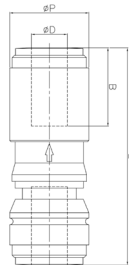
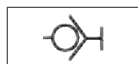
## HUFF



REDUCCIÓN CON ROSCA CILÍNDRICA BSPP CON JUNTA PLANA  
- Threaded reducer BSPP with internal oring

REFERENCIA	T1	T2	ØD	A1	A2	L	E	Peso Weight(g)
HUFF-G02-G06G	1/4	3/4	31,5	9,5	12,0	23,0	33,5	15,6
HUFF-G03-G06G	3/8	3/4	31,5	9,5	12,0	23,0	33,5	14,5

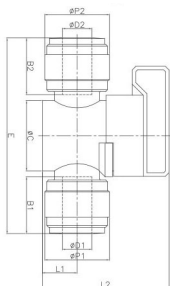
## HCVU



VÁLVULA ANTIRRETORNO  
- Check valve

REFERENCIA	ØD	ØP	E	L	Peso Weight(g)
HCVU0606B	6	15,5	16,1	45,5	7,5
HCVU0808B	8	17,6	48,6	17,5	10,0
HCVU1010B	10	20,0	57,6	19,4	14,5
HCVU1212B	12	23,6	67,5	23,9	22,1

## HBVU



VÁLVULA MANUAL DE 2 VÍAS  
- 2 ways manual hand valve

REFERENCIA	ØD1	ØD2	B1	B2	ØP1	ØP2	L1	L2	E	C	Peso Weight(g)
HBVU0606B	6	6	16,1	16,1	15,5	15,5	9,5	34,5	51,7	19,2	16,0
HBVU0808B	8	8	17,5	17,5	17,6	17,6	9,5	34,5	53,5	19,2	17,4
HBVU1010B	10	10	20,1	20,1	20,0	20,0	12,5	42,3	63,0	24,2	29,0
HBVU1212B	12	12	23,7	23,7	23,0	23,0	12,5	42,3	70,4	24,2	35,4

# RACOR ALIMENTARIO DE ALTAS PRESTACIONES TUBO EN PULGADAS PLASTIC HIGH PERFORMANCE INCH PUSH-IN FITTINGS



**TEMPERATURA DE TRABAJO:** AIRE SECO: -20°C A +98°C. AIRE Y FLUIDOS: 1°C A +98°C  
**Working Temperature:** Dry air: Up to +98°C. Air & fluids: 1°C to +98°C



**MATERIALES DE CONSTRUCCIÓN**  
**Materials Used**



**PRESIÓN DE TRABAJO:** Hasta 20 Bar, DEPENDIENDO DEL TUBO Y TEMPERATURA, VER TABLA  
**Working Pressure:** Up to 20 Bar, depending from tubes & temperatures, see table

**CUERPO:** POM  
**Body:** POM



**PRESIÓN DE VACÍO:** -750mm Hg  
Negative pressure: -750mm Hg

**PINZAS:** POM + AISI 301  
**Collet:** POM + AISI 301



**Aplicaciones:** Agua Potable, Bebidas, Vacío, Aire Comprimido, Líquidos y Fluidos Compatibles con los Materiales de Construcción del Racor.  
**Application:** Potable water, Beverages, vacuum, compressed air, selected gases, liquids and fluids compatible with the construction materials.

**JUNTAS:** EPDM DE USO ALIMENTARIO  
**Seals:** EPDM suitable for food contact



**ROSCAS**  
**Threads**



**TUBOS UTILIZADOS:** POLIETILENO (PE), POLIAMIDA (PA), POLIURETANO (PU), PTFE, (FEP)  
TUBOS METALICOS: LATÓN, COBRE.  
CONSULTAR A NUESTRO DEPARTAMENTO TÉCNICO PARA TUBOS EN ACERO INOXIDABLE Y OTROS MATERIALES.  
**Tubes Used:** Polyethylene (PE), Polyamide (PA), Polyurethane (PU), PTFE, (FEP)  
Soft Metal tubes: Brass, copper.  
Please contact our technical department for stainless steel and other materials

**GAS CÓNICA BSPT ISO 7 DE R1/8" A R1/2"**  
Gas BSPT ISO 7 from R1/8" to R1/2"

**GAS CILÍNDRICA BSPP ISO 228 DE G1/8" A G1/2"**  
Gas BSPP ISO 228 from G1/8" to G1/2"

**NPTF DE N1/8" A N1/2"**  
NPTF from N1/8" to N1/2"



**CERTIFICACIONES**  
**Certifications**

**FLUIDOS COMPATIBLES:** AGUA, BEBIDAS, AIRE COMPRIMIDO, GASES Y LÍQUIDOS ADECUADOS CON MATERIALES DE CONTRUCCIÓN SELECCIONADOS.

**Fluids:** Fluids types water, beverages, compressed air, vacuum, selected gases & liquids suitable with construction materials.



**PAR MÁXIMO APRIETE:** 1/8" y 1/4": 1,5N/m. 3/8" y 1/2": 3 N/m, 3/4": 4.0N/m

**Maximun torque:** 1/8" y 1/4": 1,5N/m. 3/8" y 1/2": 3 N/m, 3/4": 4.0N/m



**PRODUCTOS CONFORME A LA DIRECTIVA 2002/95/EC**  
Products in compliance with the directive 2002/95/EC



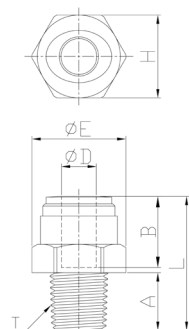
**PRESIONES DE TRABAJO Y TEMPERATURA**  
**Working pressure and temperature**



**PRODUCTOS CONFORME A LA DIRECTIVA 2011/65/EC**  
Products in compliance with the directive 2011/65/EU

Ø/°C	-20°C	1°C	25°C	70°C
5/32"	0 - 8 Bar	20 Bar	20 Bar	16 Bar
3/16"-1/4"		20 Bar	20 Bar	16 Bar
5/16"		20 Bar	20 Bar	16 Bar
3/8"		16 Bar	16 Bar	14 Bar
1/2"		14 Bar	14 Bar	8 Bar

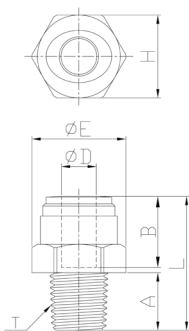
## HPC



RACOR DIRECTO ROSCA MACHO NPT  
- Male conector NPT

REFERENCIA	ØD	T	A	B	ØE	H (HEX)	L	Peso Weight(g)
HPC5/32-N01	5/32	N1/8	9,1	14,7	17,8	15,8 (5/8)	22,2	3,2
HPC5/32-N02	5/32	N1/4	13,2	14,7	17,8	15,8 (5/8)	25,3	4,3
HPC3/16-N01	3/16	N1/8	9,1	15,0	17,8	15,8 (5/8)	22,4	3,1
HPC3/16-N02	3/16	N1/4	13,2	15,0	17,8	15,8 (5/8)	25,5	4,2
HPC1/4-N01	1/4	N1/8	9,1	16,9	17,8	15,8 (5/8)	27,0	3,9
HPC1/4-N02	1/4	N1/4	13,2	16,9	17,8	15,8 (5/8)	27,0	4,3
HPC1/4-N03	1/4	N3/8	13,8	16,9	21,4	19,0 (3/4)	26,1	6,1
HPC1/4-N04	1/4	N1/2	17,8	16,9	25,0	22,2 (7/8)	30,1	9,6
HPC5/16-N01	5/16	N1/8	9,1	17,5	21,4	19,0 (3/4)	28,4	5,6
HPC5/16-N02	5/16	N1/4	13,2	17,5	21,4	19,0 (3/4)	27,9	5,2
HPC5/16-N03	5/16	N3/8	13,8	17,5	21,4	19,0 (3/4)	26,5	6
HPC5/16-N04	5/16	N1/2	17,8	17,5	25,0	22,2 (7/8)	33,5	11,5
HPC3/8-N01	3/8	N1/8	9,1	20,2	23,0	20,6 (13/16)	30,4	6,7
HPC3/8-N02	3/8	N1/4	13,2	20,2	23,0	20,6 (13/16)	34,3	7,9
HPC3/8-N03	3/8	N3/8	13,8	20,2	23,0	20,6 (13/16)	29,9	7,5
HPC3/8-N04	3/8	N1/2	17,8	20,2	25,0	22,2 (7/8)	33,9	11
HPC1/2-N03	1/2	N3/8	13,8	25,1	27,4	24,5 (31/32)	38,4	11,7
HPC1/2-N04	1/2	N1/2	17,8	25,1	27,4	24,5 (31/32)	37,9	12,7

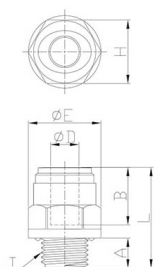
## HPC-R



RACOR DIRECTO ROSCA MACHO CÓNICA BSPT  
- Male conector BSPT

REFERENCIA	ØD	T	A	B	ØE	H (HEX)	L	Peso Weight(g)
HPC1/4-R01	1/4	R1/8	8,1	16,4	18,5	17	26,2	4,0
HPC1/4-R02	1/4	R1/4	12,2	16,1	18,5	17	26,8	3,2
HPC1/4-R03	1/4	R3/8	13,5	16,9	21,0	19	26,6	5,8
HPC3/8-R02	3/8	R1/4	13,1	20,2	21,0	19	36,1	7,8
HPC3/8-R03	3/8	R3/8	13,5	20,2	23,2	21	28,9	6,8

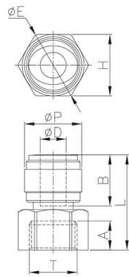
## HPC-G



RACOR DIRECTO ROSCA MACHO CILÍNDRICA BSPP  
- Male connector BSPP

REFERENCIA	ØD	T	ØP	L	A	H (HEX)	L	Peso Weight(g)
HPC3/16-G01	3/16	G1/8	6,0	15,0	16,5	15,0	24,1	3,3
HPC1/4-G01	1/4	G1/8	6,0	16,9	16,5	15,0	24,1	3,6
HPC1/4-G02	1/4	G1/4	8,5	16,9	20,5	18,0	24,1	4,7
HPC5/16-G01	5/16	G1/8	6,0	17,5	18,5	17,0	27,0	5,2
HPC5/16-G02	5/16	G1/4	8,5	17,5	20,5	18,0	28,5	6,1
HPC5/16-G03	5/16	G3/8	9,0	17,5	24,0	21,0	26,5	7,0
HPC3/8-G02	3/8	G1/4	8,5	20,2	21,1	19,0	30,9	7,3
HPC3/8-G03	3/8	G3/8	8,5	20,2	24,2	21,0	26,4	7,1
HPC1/2-G04	1/2	G1/2	12,5	24,9	28,4	26,0	32,9	12,3

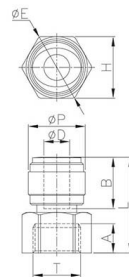
## HCF



RACOR DIRECTO ROSCA HEMBRA NPTF  
- Female connector NPTF

REFERENCIA	ØD	T	ØP	L	A	B	H (HEX)	ØE	Peso Weight(g)
HCF1/4-N01	1/4	1/8	15,5	30,9	11,5	16,9	17	19,0	6,1
HCF1/4-N02	1/4	1/4	15,5	30,9	11,5	16,9	19	21,5	6,5
HCF3/8-N02	3/8	1/4	20,0	34,2	11,5	20,2	19	21,5	8,5

## HCF-G



RACOR DIRECTO ROSCA HEMBRA CILÍNDRICA BSPP CON JUNTA PLANA  
- Female connector BSPP with flat seal

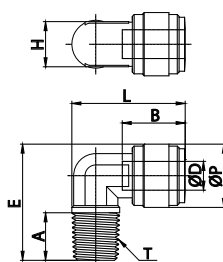
REFERENCIA	ØD	T	ØP	L	A	B	H (HEX)	ØE	Peso Weight(g)
HCF1/4-G03	1/4	G3/8	15,0	29,6	9,0	16,9	24	27,3	8,6
HCF1/4-G04	1/4	G1/2	20,0	37,6	12,5	16,9	27	30,0	13,9
HCF1/4-G06	1/4	G3/4	15,5	34,2	7,0	16,9	36,7	41,6	36,3
HCF3/8-G03	3/8	G3/8	20,0	37,1	9,0	20,2	24	27,3	13,9
HCF3/8-G04	3/8	G1/2	20,0	38,4	12,5	20,2	27	30,0	13,4
HCF3/8-G05	3/8	G5/8	20,0	38,2	13,5	20,2	29	32,0	14,8
HCF3/8-G06	3/8	G3/4	20,0	37,0	7,0	20,2	36,7	41,6	39,3
HCF1/2-G04	1/2	G1/2	23,0	41,9	12,5	25,1	27	30,0	15,5

3/4 LA ROSCA ES DE LATÓN  
3/4 Thread in yellow brass

PARA ROSCAS 3/4 LA ROSCA INTERIOR EN LATÓN AMARILLO  
- 3/4 thread in yellow brass

HCF5/16-G05-H	5/16	G5/8	20,0	34,8	9,5	17,5	28	30,4	13
HCF3/8-G04-H	3/8	G1/2	20,0	34,2	9,0	20,2	25	27,5	10,7
HCF3/8-G05-H	3/8	G5/8	20,0	35,2	9,5	20,2	28	30,4	13,2

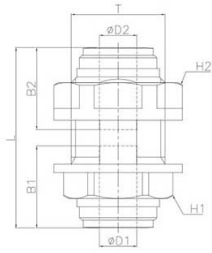
## HPL



CODO FIJO ROSCA MACHO NPT  
- Fixed male elbow NPT

REFERENCIA	ØD	T	ØP	A	B	E	H (HEX)	L	Peso Weight(g)
HPL5/32-N01	5/32	N1/8	15,5	9,1	14,7	26,4	11,0 (7/16)	25,4	4,9
HPL3/16-N01	3/16	N1/8	15,5	9,1	15,0	26,4	11,0 (7/16)	25,6	4,7
HPL1/4-N01	1/4	N1/8	15,5	9,1	16,9	26,4	11,0 (7/16)	25,6	4,2
HPL1/4-N02	1/4	N1/4	15,5	13,2	16,9	31,9	11,0 (7/16)	27,0	5,7
HPL1/4-N03	1/4	N3/8	15,5	13,8	16,9	32,7	11,0 (7/16)	28,9	7,1
HPL5/16-N02	5/16	N1/4	20,0	13,2	17,5	35,2	14,3 (9/16)	31,4	9,0
HPL5/16-N03	5/16	N3/8	20,0	13,8	17,5	35,8	14,3 (9/16)	33,5	10,3
HPL3/8-N02	3/8	N1/4	20,0	13,2	20,2	35,2	14,3 (9/16)	31,8	8,6
HPL3/8-N03	3/8	N3/8	20,0	13,8	20,2	35,8	14,3 (9/16)	33,9	9,9
HPL1/2-N03	1/2	N3/8	23,6	13,8	25,1	39,3	17,4 (11/16)	39,7	13,3
HPL1/2-N04	1/2	N1/2	23,6	17,8	25,1	43,3	17,4 (11/16)	41,5	16,2

## HMM




PASATABIQUES  
- Bulkhead connector

REFERENCIA	ØD1	ØD2	T	L	B1	B2	H1 (FIXED)	H2	Peso Weight(g)
HMM5/32-5/32	5/32	5/32	M15x1,5p	32,4	14,7	14,7	17	18	6,9
HMM1/4-1/4	1/4	1/4	M17x1,5p	35,7	16,9	16,9	19	21	9,4
HMM5/16-5/16	5/16	5/16	M20x1,75p	38,5	17,5	17,5	21	25,5	14,2
HMM3/8-3/8	3/8	3/8	M24x1,75p	42,4	20,2	20,2	24	28,5	20,1
HMM1/2-1/2	1/2	1/2	M27x2,0p	51,8	25,1	25,1	27	31	27,6

PASATABIQUES REDUCIDO - Reduced bulkhead connector

HMM1/4-3/8	1/4	3/8	M24x1,75p	47,9	16,9	20,2	24	28,5	20,9
------------	-----	-----	-----------	------	------	------	----	------	------

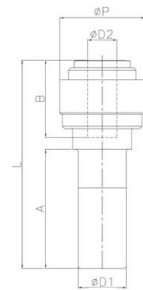
## HCJ



ADAPTADOR CON ROSCA MACHO NPTF  
- Male stem adapter NPTF

REFERENCIA	ØD	T	A	B	ØE	H (HEX)	L	Peso Weight(g)
HCJ5/32-N01	5/32	N1/8	9,1	18,0	14,1	12,7 (1/2)	33,1	1,9
HCJ5/32-N02	5/32	N1/4	13,2	18,0	17,8	15,8 (5/8)	37,2	3,6
HCJ3/16-N01	3/16	N1/8	9,1	18,0	14,1	12,7 (1/2)	33,1	2,0
HCJ1/4-N01	1/4	N1/8	9,1	19,0	14,1	12,7 (1/2)	34,1	2,1
HCJ1/4-N02	1/4	N1/4	13,2	19,0	17,8	15,8 (5/8)	38,2	3,8
HCJ5/16-N01	5/16	N1/8	9,1	20,0	14,1	12,7 (1/2)	35,1	2,8
HCJ5/16-N02	5/16	N1/4	13,2	20,0	17,8	15,8 (5/8)	39,2	3,9
HCJ5/16-N03	5/16	N3/8	13,8	20,0	21,5	19,0 (3/4)	40,3	5,9
HCJ3/8-N02	3/8	N1/4	13,2	23,0	17,8	15,8 (5/8)	42,2	4,5
HCJ3/8-N03	3/8	N3/8	13,8	23,0	21,5	19,0 (3/4)	43,3	6,5
HCJ1/2-N03	1/2	N3/8	13,8	27,0	21,5	19,0 (3/4)	47,3	6,9
HCJ1/2-N04	1/2	N1/2	17,8	27,0	26,8	23,8 (15/16)	51,3	11,4

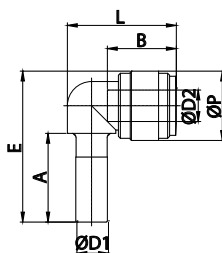
## HGJ



REDUCCIÓN  
- Reducer

REFERENCIA	ØD1	ØD2	ØP	L	A	B	Peso Weight(g)
HGJ1/4-5/32	1/4	5/32	13,2	36,7	21,0	14,7	2,4
HGJ5/16-1/4	5/16	1/4	15,5	40,6	22,5	16,9	3,4
HGJ3/8-1/4	3/8	1/4	17,6	43,9	24,8	16,9	4,7
HGJ3/8-5/16	3/8	5/16	17,6	44,3	24,8	17,5	4,6
HGJ1/2-3/8	1/2	3/8	20,0	51,7	29,5	20,2	7,1

## HLJ



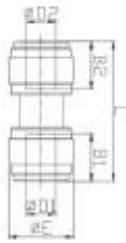
RACOR CODO CON ESPIGA  
- Union elbow tube with stem

REFERENCIA	ØD1	ØD2	ØP	A	B	E	L	Peso Weight(g)
HLJ5/32-5/32	5/32	5/32	13,2	18,0	14,7	30,1	21,9	2,5
HLJ3/16-3/16	3/16	3/16	13,8	18,5	15,0	31,4	22,5	2,9
HLJ1/2-1/2	1/2	1/2	23,6	29,5	25,1	51,2	39,2	12,7
HLJ1/4-1/4	1/4	1/4	15,5	21,0	16,9	34,8	25,1	3,7
HLJ3/8-3/8	3/8	3/8	20,0	24,8	20,2	43,2	31,4	7,9
HLJ5/16-5/16	5/16	5/16	17,6	22,5	17,5	38,3	27,7	5,4

REDUCCIONES - Reduced connector

HLJ3/8-1/4	3/8	1/4	15,5	24,8	16,9	38,6	25,1	4,5
HLJ3/8-5/16	3/8	5/16	20,0	24,8	17,5	43,2	31,0	8,1
HLJ3/8-06	3/8	06	15,5	24,8	16,1	38,6	25,1	4,5

## HUC



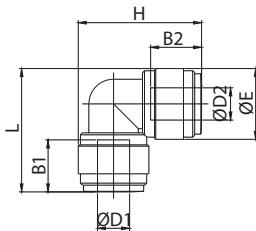
### UNIÓN DIRECTO - Union connector

REFERENCIA	ØD1	ØD2	B1	B2	ØE1	ØE2	L	Peso Weight(g)
HUC5/32-5/32	5/32	5/32	14,7	14,7	13,2	13,2	31,8	3,8
HUC3/16-3/16	3/16	3/16	15,0	15,0	13,8	13,8	32,5	4,0
HUC1/4-1/4	1/4	1/4	16,9	16,9	15,5	15,5	36,2	5,2
HUC5/16-5/16	5/16	5/16	17,5	17,5	17,6	17,6	38,2	6,9
HUC3/8-3/8	3/8	3/8	20,2	20,2	20,0	20,0	42,9	9,7
HUC1/2-1/2	1/2	1/2	25,1	25,1	23,6	23,6	53,2	14,6

### REDUCCIÓN - Reduced connector

HUC5/16-5/32	5/16	5/32	17,5	14,7	17,6	17,6	36,6	6,5
HUC5/16-1/4	5/16	1/4	17,5	16,9	17,6	17,6	36,8	6,0
HUC3/8-1/4	3/8	1/4	20,2	16,9	20,0	15,5	38,5	7,3
HUC3/8-5/16	3/8	5/16	20,2	17,5	20,0	20,0	42,5	9,9
HUC1/2-5/16	1/2	5/16	25,1	17,5	23,6	17,6	44,6	11,2
HUC1/2-3/8	1/2	3/8	25,1	20,2	23,6	23,6	52,4	16,3

## HUL



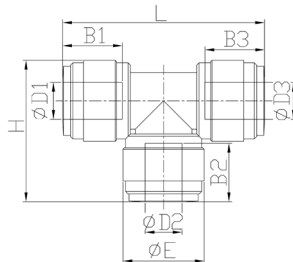
### UNIÓN CODO - Union elbow

REFERENCIA	ØD1	ØD2	B1	B2	ØE1	ØE2	L	H (Hex)	Peso Weight(g)
HUL5/32-5/32	5/32	5/32	14,7	14,7	13,2	13,2	24,5	24,5	4,0
HUL3/16-3/16	3/16	3/16	15,0	15,0	13,8	13,8	25,5	25,5	4,3
HUL1/4-1/4	1/4	1/4	16,9	16,9	15,5	15,5	28,8	28,8	5,5
HUL5/16-5/16	5/16	5/16	17,5	17,5	17,6	17,6	30,7	30,7	7,5
HUL3/8-3/8	3/8	3/8	20,2	20,2	20,0	20,0	35,9	35,9	10,6
HUL1/2-1/2	1/2	1/2	25,1	25,1	23,0	23,0	43,4	43,4	16,7

### CODO CON REDUCCIÓN - Reduced union elbow

HUL5/16-5/32	5/16	5/32	17,5	14,7	17,6	13,2	28,3	29,7	5,9
HUL5/16-1/4	5/16	1/4	17,5	16,9	17,6	17,6	30,7	30,3	7,6
HUL3/8-1/4	3/8	1/4	20,2	16,9	23,0	17,6	37,9	36,1	12,9
HUL3/8-5/16	3/8	5/16	20,2	17,5	20,0	20,0	35,9	35,5	11,1
HUL1/2-3/8	1/2	3/8	25,1	20,2	23,0	23,0	43,4	42,6	17,5

## HUT



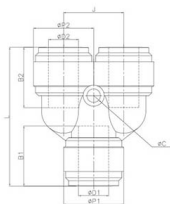
### UNIÓN T - Union tee

REFERENCIA	ØD1	ØD2	B1	B2	ØE1	ØE2	H (Hex)	L	Peso Weight(g)
HUT5/32-5/32	5/32	5/32	14,7	14,7	13,2	13,2	24,5	35,8	5,7
HUT3/16-3/16	3/16	3/16	15,0	15,0	13,8	13,8	25,5	37,2	6,2
HUT5/16-5/16	5/16	5/16	17,5	17,5	17,6	17,6	30,7	43,8	10,6
HUT1/4-1/4	1/4	1/4	16,9	16,9	15,5	15,5	28,8	42,0	8,1
HUT3/8-3/8	3/8	3/8	20,2	20,2	20,0	20,0	35,9	51,8	15,4
HUT1/2-1/2	1/2	1/2	25,1	25,1	23,0	23,0	43,4	63,8	23,2

### T REDUCIDA - Reduced union tee

HUT3/8-1/4-3/8	3/8	1/4	20,2	16,9	20,0	15,0	32,1	48,8	12,2
----------------	-----	-----	------	------	------	------	------	------	------

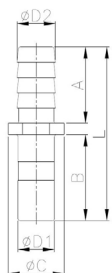
## HUY



UNION Y  
- Two way divider

REFERENCIA	ØD1	ØD2	B1	B2	ØP1	ØP2	L	J	C	Peso Weight(g)
HUY5/32-5/32	5/32	5/32	14,7	14,7	13,8	13,8	33,7	13,5	3,3	6,7
HUY3/16-3/16	3/16	3/16	15,0	15,0	13,8	13,8	34,1	13,5	3,3	6,8
HUY1/4-1/4	1/4	1/4	16,9	16,9	15,5	15,5	38,8	15,5	3,3	8,8
HUY5/16-5/16	5/16	5/16	17,5	17,5	17,6	17,6	41,0	17,6	4,5	11,8
HUY3/8-3/8	3/8	3/8	20,2	20,2	20,0	20,0	46,4	20,0	4,5	16,7
HUY1/2-1/2	1/2	1/2	25,1	25,1	23,0	23,0	56,8	23,0	4,5	25,1

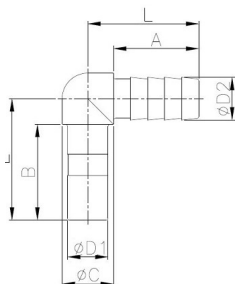
## HCJB



CONECTOR DE TUBO CON ESPIGA  
- Tube barb connector

REFERENCIA	ØD1	ØD2	ØC	L	A	B	Peso Weight(g)
HCJB1/4-1/4	1/4	6,85	11,8	39,0	18,0	18,0	1,2
HCJB5/16-5/16	5/16	8,60	12,2	40,0	18,0	19,0	2,1
HCJB3/8-3/8	3/8	10,0	14,7	45,5	20,0	22,5	2,5
HCJB3/8-5/16	3/8	8,60	14,7	43,5	18,0	22,5	2,6
HCJB1/2-3/8	1/2	10,0	18,5	50,5	20,0	27,5	4,1

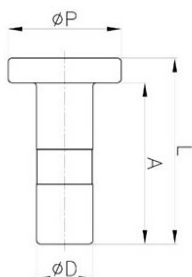
## HLJB



CODO CON ESPIGA  
- Elbow tube barb connector

REFERENCIA	ØD1	ØD2	ØC	L	E	A	B	Peso Weight(g)
HLJB3/8-5/16	3/8	8,6	12,0	24,0	28,5	18,0	22,5	3,1
HLJB3/8-3/8	3/8	10,0	12,0	26,0	28,5	20,0	22,5	3,3

## HPP

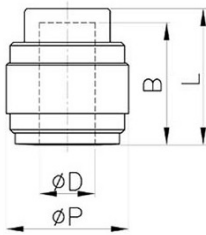


TAPÓN MACHO  
- Male plug

REFERENCIA	ØD	ØP	L	A	Peso Weight(g)
HPP5/32	5/32	13,0	22,5	19,0	0,8
HPP3/16	3/16	13,0	22,5	19,0	0,9
HPP1/4	1/4	13,0	24,5	21,0	1,2
HPP5/16	5/16	16,0	26,5	23,0	1,8
HPP3/8	3/8	18,0	30,0	26,0	2,7
HPP1/2	1/2	21,5	34,0	30,0	4,4



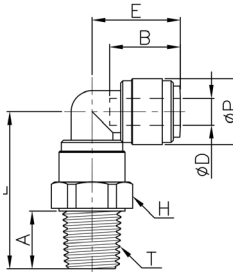
## HPF



TAPON HEMBRA  
- Female plug

REFERENCIA	ØD	ØP	L	A	Peso Weight(g)
HPF1/4	1/4	15,5	18,9	16,9	2,7
HPF5/16	5/16	17,6	19,5	17,5	3,6
HPF3/8	3/8	20,0	22,2	20,2	5,0
HPF1/2	1/2	23,0	26,9	24,9	7,0
HPP3/8	3/8	18,0	30,0	26,0	2,7
HPP1/2	1/2	21,5	34,0	30,0	4,4

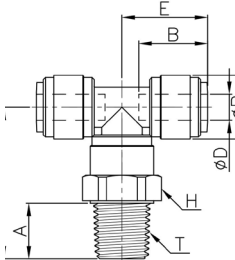
## HRPL



CODO ORIENTABLE MACHO NPTF  
- Male swivel elbow NPTF

REFERENCIA	ØD	T	ØP	A	B	E	H (Hex)	L	Peso Weight(g)
HRPL5/32-N01	5/32	N1/8	13,2	9,1	14,7	17,9	15,8 (5/8)	29,7	6,4
HRPL5/32-N02	5/32	N1/4	13,2	13,2	14,7	17,9	15,8 (5/8)	33,8	7,2
HRPL1/4-N01	1/4	N1/8	15,5	9,1	16,9	21,0	17,46 (11/16)	32,8	8,2
HRPL1/4-N02	1/4	N1/4	15,5	13,2	16,9	21,0	17,46 (11/16)	36,9	8,9
HRPL5/16-N01	5/16	N1/8	17,6	9,1	17,5	21,9	19,0 (3/4)	33,8	10,5
HRPL5/16-N02	5/16	N1/4	17,6	13,2	17,5	21,9	19,0 (3/4)	37,9	11,3
HRPL5/16-N03	5/16	N3/8	17,6	13,8	17,5	21,9	19,0 (3/4)	38,5	12,3
HRPL3/8-N02	3/8	N1/4	20,0	13,2	20,2	25,9	21,4 (27/32)	41,9	15,5
HRPL3/8-N03	3/8	N3/8	20,0	13,0	20,2	25,9	21,4 (27/32)	41,8	16,4
HRPL1/2-N03	1/2	N3/8	23,0	13,8	25,1	31,9	23,8 (15/16)	48,5	23,3
HRPL1/2-N04	1/2	N1/2	23,0	17,8	25,1	31,9	23,8 (15/16)	51,5	25,9

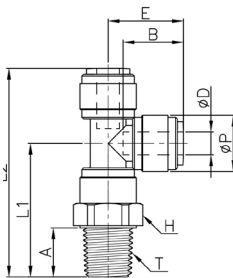
## HRPT



T ORIENTABLE ROSCA MACHO CENTRAL NPTF  
- Male swivel tee NPTF

REFERENCIA	ØD	T	ØP	A	B	E	H (Hex)	L	Peso Weight(g)
HRPT5/32-N01	5/32	N1/8	13,2	9,1	14,7	17,8	15,8(5/8)	29,7	8,1
HRPT5/32-N02	5/32	N1/4	13,2	13,2	14,7	17,9	15,8(5/8)	33,8	8,9
HRPT1/4-N01	1/4	N1/8	15,5	9,1	16,9	21,0	17,46(11/16)	32,8	10,2
HRPT1/4-N02	1/4	N1/4	15,5	13,2	16,9	21,0	17,46(11/16)	36,9	11,3
HRPT5/16-N01	5/16	N1/8	17,6	9,1	17,5	21,9	19,0(3/4)	33,8	13,6
HRPT5/16-N02	5/16	N1/4	17,6	13,2	17,5	21,9	19,0(3/4)	37,9	14,4
HRPT5/16-N03	5/16	N3/8	17,6	13,8	17,5	21,9	19,0(3/4)	38,5	15,4
HRPT3/8-N02	3/8	N1/4	20,0	13,2	20,2	25,9	21,4(27/32)	41,9	20,2
HRPT3/8-N03	3/8	N3/8	20,0	13,0	20,2	25,9	21,4(27/32)	41,8	20,4
HRPT1/2-N03	1/2	N3/8	23,0	13,8	25,1	31,9	23,8(15/16)	48,5	29,8
HRPT1/2-N04	1/2	N1/2	23,0	17,8	25,1	31,9	23,8(25/16)	51,5	32,4

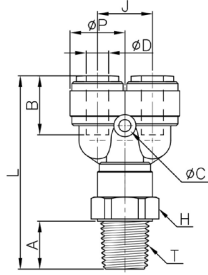
## HRST



T ORIENTABLE ROSCA MACHO LATERAL NPTF  
- Male swivel run tee NPTF

REFERENCIA	ØD	T	ØP	A	B	E	H (Hex)	L1	L2	Peso Weight(g)
HRST5/32-N01	5/32	N1/8	13,2	9,1	14,7	17,9	15,8(5/8)	29,7	47,6	8,1
HRST5/32-N02	5/32	N1/4	13,2	13,2	14,7	17,9	15,8(5/8)	33,8	51,7	8,9
HRST1/4-N01	1/4	N1/8	15,5	9,1	16,9	21,0	17,46(11/16)	32,8	53,8	10,2
HRST1/4-N02	1/4	N1/4	15,5	13,2	16,9	21,0	17,46(11/16)	36,9	57,9	11,3
HRST5/16-N01	5/16	N1/8	17,6	9,1	17,5	21,9	19,0(3/4)	33,8	55,8	13,6
HRST5/16-N02	5/16	N1/4	17,6	13,2	17,5	21,9	19,0(3/4)	37,9	59,9	14,4
HRST5/16-N03	5/16	N3/8	17,6	13,8	17,5	21,9	19,0(3/4)	38,5	60,5	15,4
HRST3/8-N02	3/8	N1/4	20,0	13,2	20,2	25,9	21,4(27/32)	41,9	57,8	20,2
HRST3/8-N03	3/8	N3/8	20,0	13,0	20,2	25,9	21,4(27/32)	41,8	67,7	20,4
HRST1/2-N03	1/2	N3/8	23,0	13,8	25,1	31,9	23,8(15/16)	48,5	80,4	29,8
HRST1/2-N04	1/2	N1/2	23,0	17,8	25,1	31,9	23,8(15/16)	51,5	83,4	32,4

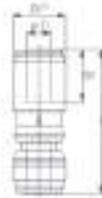
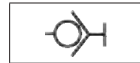
## HRWT



Y ORIENTABLE ROSCA MACHO NPTF  
- Male swivel Y NPTF

REFERENCIA	ØD	T	ØP	A	B	E	H (Hex)	L1	L2	Peso Weight(g)
HRWT5/32-N01	5/32	N1/8	13,8	9,1	14,7	13,5	15,8(5/8)	36,8	3,3	9,1
HRWT5/32-N02	5/32	N1/4	13,8	13,2	14,7	13,5	15,8(5/8)	49,6	3,3	9,9
HRWT1/4-N01	1/4	N1/8	15,5	9,1	16,9	15,5	17,46(11/16)	50,6	3,3	11,0
HRWT1/4-N02	1/4	N1/4	15,5	13,2	16,9	15,5	17,46(11/16)	54,7	3,3	12,2
HRWT5/16-N01	5/16	N1/8	17,6	9,1	17,5	17,6	19,0(3/4)	52,9	4,5	14,8
HRWT5/16-N02	5/16	N1/4	17,6	13,2	17,5	17,6	19,0(3/4)	57,0	4,5	15,6
HRWT5/16-N03	5/16	N3/8	17,6	13,8	17,5	17,6	19,0(3/4)	57,6	4,5	16,6
HRWT3/8-N02	3/8	N1/4	20,0	13,2	20,2	20,0	21,4(27/32)	62,4	4,5	21,2
HRWT3/8-N03	3/8	N3/8	20,0	13,0	20,2	20,0	21,4(27/32)	62,3	4,5	21,7
HRWT1/2-N03	1/2	N3/8	23,0	13,8	25,1	23,0	23,8(15/16)	73,4	4,5	31,7
HRWT1/2-N04	1/2	N1/2	23,0	17,8	25,1	23,0	23,8(15/16)	76,4	4,5	34,3

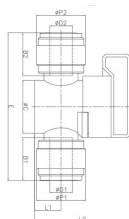
## HCVU



VÁLVULA ANTIRRETORNO  
- Check valve

REFERENCIA	ØD	ØP	E	L	Peso Weight(g)
HCVU1/4-1/4	1/4	15,5	45,5	16,1	7,4
HCVU5/16-5/16	5/16	17,6	48,6	17,5	10,0
HCVU3/8-3/8	3/8	20,0	57,8	19,5	15,0
HCVU1/2-1/2	1/2	23,6	67,9	24,1	21,5

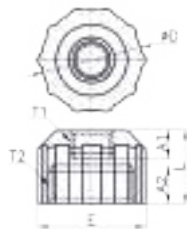
## HBVU



VÁLVULA MANUAL TUBO PULGADAS  
- Inch manual valve

REFERENCIA	ØD1	ØD2	B1	B2	ØP1	ØP2	L1	L2	E	C	Peso Weight(g)
HBVU1/4-1/4	1/4	1/4	16,1	16,1	15,5	15,5	9,5	34,5	51,7	19,2	16,0
HBVU5/16-5/16	5/16	5/16	17,5	17,5	17,6	17,6	9,5	34,5	53,5	19,2	17,4
HBVU3/8-3/8	3/8	3/8	20,2	20,2	20,0	20,0	12,5	42,3	63,2	24,2	29,0
HBVU1/2-1/2	1/2	1/2	23,9	23,9	23,0	23,0	12,5	42,3	70,8	24,2	35,4

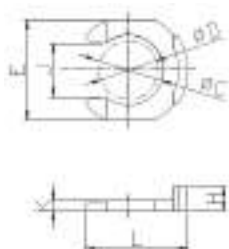
## HUFF



REDUCCIÓN CON ROSCA CILÍNDRICA BSPP CON JUNTA PLANA  
- Threaded reducer BSPP with internal oring

REFERENCIA	T1	T2	ØD	A1	A2	L	E	Peso Weight(g)
HUFF-G02-G06G	1/4	3/4	31,5	9,5	12,0	23,0	33,5	15,6
HUFF-G03-G06G	3/8	3/4	31,5	9,5	12,0	23,0	33,5	14,5

## HCP



CLIP DE BLOQUEO  
- Black locking clip

REFERENCIA	ØD	ØC	E	L	H	J	K	Peso Weight(g)
HCP04-5/32	04-5/32	6,2	10,2	11,0	2,8	4,3	1,1	0,09
HCP05-3/16	05-3/16	6,2	10,2	11,0	2,8	4,3	1,1	0,09
HCP06-1/4	06-1/4	8,0	11,6	11,6	3,1	6,4	1,3	0,12
HCP08-5/16	08-5/16	9,6	13,5	13,9	3,3	7,3	1,4	0,16
HCP10-3/8	010-3/8	11,8	16,0	16,4	3,4	9,2	1,4	0,23
HCP12-1/2	012-1/2	14,4	19,0	19,0	3,6	11,1	1,4	0,3

\* GR= Gris, BK= Negro, RO= Rojo.

# RACORES SEMI RÁPIDOS

**RESINA ACETALICA**

**POLIPROPILENO**

**PVDF**

**LATÓN NIQUELADO**

**ACERO INOXIDABLE AISI 316**

Acetal resin push-on fittings

Polypropylene resin push.on fittings

PVDF push-on fittings

Brass push-on fittings

Push-on fittings INOX. AISI 316

# RACOR SEMIRÁPIDO EN RESINA ACETALICA

## ACETAL RESIN PUSH-ON FITTINGS

 <p><b>TEMPERATURA DE TRABAJO:</b> DE 0°C A +60°C <b>Working Temperature:</b> From 0°C up to + 60°C</p>	 <p><b>MATERIALES DE CONSTRUCCIÓN</b> <b>Materials Used</b></p>
 <p><b>PRESIONES DE TRABAJO:</b> -750MMHg, 10 BAR <b>Working Pressure:</b> -750mmHg, 10 Bar</p>	<p><b>RESINA ACETÁLICA</b> Acetal resin</p>
 <p><b>PRESIÓN DE VACÍO:</b> -750MM Hg <b>Negative pressure:</b> -750mm Hg</p>	 <p><b>ROSCAS</b> <b>Threads</b></p>
 <p><b>APLICACIONES:</b> AIRE COMPRIMIDO Y VACÍO <b>Applications:</b> Compressed air and vacuum</p>	<p><b>GAS CÓNICA BSPT DE R1/8" A R1/2"</b> Taper gas BSPT ISO 7 from R1/8" to r1/2"</p>
 <p><b>TUBOS UTILIZADOS:</b> POLIURETANO (PU) <b>Tubes Used:</b> Polyurethane PU</p>	 <p><b>CERTIFICACIONES</b> <b>Certifications</b></p>
 <p><b>CARACTERÍSTICAS:</b> BUENA RESISTENCIA A LA CORROSIÓN Y A LAS SUSTANCIAS QUÍMICAS. <b>Advantages:</b> Good tolerance to corrosion and chemicals</p>	<p><b>PRODUCTOS CONFORME A LA DIRECTIVA 2002/95/EC</b> Products in compliance with the directive 2002/95/EC</p> <p><b>PRODUCTOS CONFORME A LA DIRECTIVA 2011/65/EC</b> Products in compliance with the directive 2011/65/EU</p>

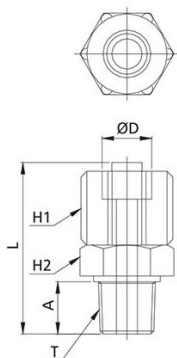
### PRECAUCIÓN

LOS PRODUCTOS ESTÁN FABRICADOS EN PLÁSTICOS Y ES NECESARIO USAR RECUBRIMIENTO DE TEFLÓN SOBRE LA ROSCA PARA SU INSTALACIÓN PARA PREVENIR FUGAS DE AIRE.  
PARA CONECTAR EL TUBO, INSERTE EL TUBO HASTA EL FINAL Y APRIETE LA TUERCA ANTES DE USARLO. ASEGÚRESE DE EVITAR UN PAR DE APRIETE EXCESIVO.  
PARA REUTILIZAR EL TUBO CORTAR LA PARTE PRESIONADA.

### PRECAUTIONS

The products are made in plastic and it's necessary to use teflon coating over the thread for installation in order and to prevent air leakage. Be sure to prevent excessive torque when screwing the fittings.  
To connect the tube, insert the tube to the end and tight the nut before use.  
Cut the pressed part of the tube before connection to reuse the released tube.

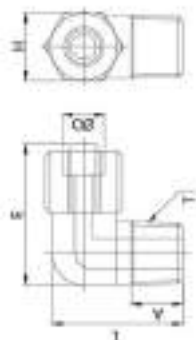
## IMORARM



CONEXIÓN ROSCA MACHO CÓNICA BSPT  
- Male connector BSPT thread

REFERENCIA	ØD	T	L	A	H1 (HEX)	H2 (HEX)	Peso Weight(g)
IMORARM04R01	4X2,5	R1/8"	24,5	8	10	12	2
IMORARM06R01	6X4,0	R1/8"	28,5	7	12	13	3
IMORARM06R02	6X4,0	R1/4"	30,5	9	12	15	4
IMORARM08R01	8X5,5	R1/8"	30	9	14	14	5
IMORARM08R02	8X5,5	R1/4"	29	9	14	17	5
IMORARM08R03	8X5,5	R3/8"	31,7	10,2	14	19	6
IMORARM10R02	10X6,5	R1/4"	33,4	9,2	17	17	7
IMORARM10R03	10X6,5	R3/8"	34,9	10,2	17	19	7
IMORARM12R02	12X8,0	R1/4"	39	9,2	19	17	9
IMORARM12R03	12X8,0	R3/8"	41,2	10,2	19	19	9
IMORARM12R04	12X8,0	R1/2"	45	15	19	22	13

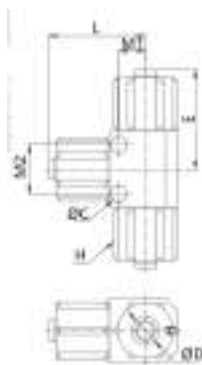
## IMORARCM



CODO ROSCA MACHO CÓNICA BSPT  
- Male elbow BSPT thread

REFERENCIA	ØD	T	L	A	H1 (HEX)	H2 (HEX)	Peso Weight(g)
IMORARCM04R01	4X2,5	R1/8"	16,5	16	8	12	3
IMORARCM06R01	6X4	R1/8"	18	21,5	8,5	12	5
IMORARCM06R02	6X4	R1/4"	18,7	23,5	9	12	7
IMORARCM08R01	8X5,5	R1/8"	17	21	8	14	6
IMORARCM08R02	8X5,5	R1/4"	19	22,5	10	14	8
IMORARCM08R03	8X5,5	R3/8"	20,5	23,8	10,2	14	10
IMORARCM10R02	10X6,5	R1/4"	22	24,1	12	17	10
IMORARCM10R03	10X6,5	R3/8"	23	27,1	12	17	12
IMORARCM12R02	12X8	R1/4"	23	32,2	11	19	14
IMORARCM12R03	12X8	R3/8"	25	32,2	12	19	16
IMORARCM12R04	12X8	R1/2"	28	34	15	19	19

## IMORART



"T" UNION  
- Union tee

REFERENCIA	ØD	L	E	ØC	M1	M2	H (HEX)	Peso Weight(g)
IMORART04	4X2,5	19	18	2,5	5,7	9,5	10	4
IMORART06	6X4	24,3	24,2	4,3	5,7	11,2	12	11
IMORART08	8X5,5	24,1	24,8	4,3	6,6	12,2	14	14
IMORART10	10X6,5	30	27	4,3	8,3	13,4	17	24
IMORART12	12X8	36,9	34	4,3	9,3	13,7	19	26

## RACOR SEMIRÁPIDO EN POLIPROPILENO POLYPROPYLENE PUSH-ON FITTINGS



**TEMPERATURA DE TRABAJO:** De 4°C a +90°C.  
SUJETO A LA APLICACIÓN  
**Working Temperature:** From 4°C to +90°C. Subject to application



**PRESIONES DE TRABAJO:** Hasta 14 Bar a 20°C  
**Working Pressure:** Up to 14 Bar to 20°C

**FLUIDOS COMPATIBLES:** AIRE COMPRIMIDO, AGUA Y FLUIDOS COMPATIBLES CON LOS MATERIALES DE CONSTRUCCIÓN.  
**Applications:** Compressed air, wáter and fluids suitable with construction materials.



**TUBOS UTILIZADOS:** POLIURETANO (PU), POLIETILENO (PE), POLIAMIDA (PA).  
**Tubes Used:** Polyurethane (PU), polyethylene (PE), polyamide (PA).



**CARACTERÍSTICAS:** BUENA RESISTENCIA A SUSTANCIAS QUÍMICAS. INDICADO PARA INDUSTRIA ALIMENTARÍA Y APLICACIONES CON AGUA  
**Advantages:** High chemical resistance. Suitable for food & water contact



**MATERIALES DE CONSTRUCCIÓN**  
**Materials Used**

**CUERPO Y TUERCA:** POLIPROPILENO REFORZADO CON FIBRA DE VIDRIO  
**Body and lock nut:** Fiberglass reinforced polypropylene



**ROSCAS**  
**Threads**

**GAS CÓNICA BSPT ISO 7 DE R1/8" A R3/4"**  
BSPT ISO 7 from R1/8" to R3/4"



**CERTIFICACIONES**  
**Certifications**



PRODUCTOS CONFORME A LA DIRECTIVA 2002/95/EC  
Products in compliance with the directive 2002/95/EC



PRODUCTOS CONFORME A LA DIRECTIVA 2011/65/EC  
Products in compliance with the directive 2011/65/EU



### PRECAUCIÓN

LOS PRODUCTOS ESTÁN FABRICADOS EN PLÁSTICOS Y ES NECESARIO USAR RECUBRIMIENTO DE TEFLÓN SOBRE LA ROSCA PARA SU INSTALACIÓN PARA PREVENIR FUGAS DE AIRE.

PARA CONECTAR EL TUBO, INSERTE EL TUBO HASTA EL FINAL Y APRIETE LA TUERCA ANTES DE USARLO. ASEGÚRESE DE EVITAR UN PAR DE APRIETE EXCESIVO.

PARA REUTILIZAR EL TUBO CORTAR LA PARTE PRESIONADA.

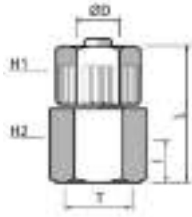
### PRECAUTIONS

The products are made in plastic and it's necessary to use teflon coating over the thread for installation in order and to prevent air leakage. Be sure to prevent excessive torque when screwing the fittings.

To connect the tube, insert the tube to the end and tight the nut before use.

Cut the pressed part of the tube before connection to reuse the released tube.

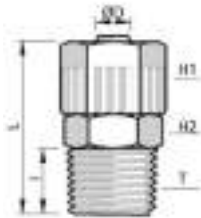
## IMOPPRH



CONECTOR ROSCA HEMBRA CÓNICA BSPT  
- Female connector BSPT thread

REFERENCIA	ØD O.D./I.D.	T	I	L	H1 (HEX)	H2 (HEX)	Peso Weight(g)
IMOPPRH0601	6X4	R1/8"	10,0	26,3	14	14	3
IMOPPRH0602	6X4	R1/4"	11,0	28,0	14	17	3
IMOPPRH0801	8X5,5	R1/8"	9,5	26,3	14	14	3
IMOPPRH0802	8X5,5	R1/4"	11,0	28,0	14	17	4
IMOPPRH0803	8X5,5	R3/8"	11,2	30,5	14	22	5
IMOPPRH0804	8X5,5	R1/2"	13,5	32,5	14	26	6
IMOPPRH1002	10X7	R1/4"	10,0	32,0	17	17	6
IMOPPRH1003	10X7	R3/8"	11,0	33,0	17	22	7
IMOPPRH1004	10X7	R1/2"	13,8	35,5	17	26	7

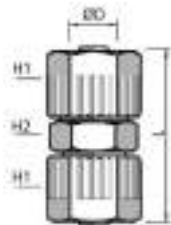
## IMOPPRM



CONECTOR ROSCA MACHO CÓNICA BSPT  
- Male connector BSPT thread

REFERENCIA	ØD O.D./I.D.	T	I	L	H1 (HEX)	H2 (HEX)	Peso Weight(g)
IMOPPRM0601	6X4	R1/8"	8,0	27,0	14	13	3,0
IMOPPRM0602	6X4	R1/4"	10,5	30,0	14	15	3,0
IMOPPRM0603	6X4	R3/8"	10,5	27,0	14	18	4,5
IMOPPRM0604	6X4	R1/2"	13,0	31,5	14	22	6,0
IMOPPRM0605	6X4	R3/4"	9,0	23,0	14	27	8,0
IMOPPRM0801	8X5,5	R1/8"	8,0	27,0	14	13	3,0
IMOPPRM0802	8X5,5	R1/4"	10,5	30,0	14	15	3,0
IMOPPRM0803	8X5,5	R3/8"	10,5	31,5	14	18	4,0
IMOPPRM0804	8X5,5	R1/2"	13,0	34,0	14	22	5,0
IMOPPRM0805	8X5,5	R3/4"	9,0	27,5	14	27	8,0
IMOPPRM1002	10X7	R1/4"	10,5	36,0	17	17	4,0
IMOPPRM1003	10X7	R3/8"	10,5	36,0	17	17	5,0
IMOPPRM1004	10X7	R1/2"	12,0	39,0	17	22	6,0
IMOPPRM1005	10X7	R3/4"	13,0	40,0	17	27	6,0
IMOPPRM1202	12X9	R1/4"	10,5	34,0	19	14	6,0
IMOPPRM1203	12X9	R3/8"	10,5	36,0	19	18	7,0
IMOPPRM1204	12X9	R1/2"	12,5	37,0	19	22	7,0
IMOPPRM1205	12x9	R3/4"	13,0	34,0	19	27	8,0

## IMOPPRU



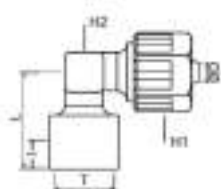
UNIÓN CONECTOR  
- Union connector

REFERENCIA	ØD O.D./I.D.	T	H1 (HEX)	H2 (HEX)	Peso Weight(g)
IMOPPRU0606	6X4	32,5	14	14	4
IMOPPRU0808	8X5,5	32,5	14	14	4
IMOPPRU1212	12X9	32,5	19	18	8

REDUCCIÓN - Reduced connector

IMOPPRU0806	8X5,5 - 6X4	32,5	14	14	4
-------------	-------------	------	----	----	---

## IMOPPRCH

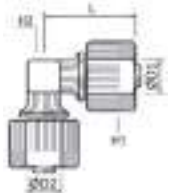


CODO ROSCA HEMBRA CÓNICA BSPT  
- Female elbow BSPT thread

REFERENCIA	ØD O.D./I.D.	T	I	L	H1 (HEX)	H2 (HEX)	Peso Weight(g)
IMOPPRCH0601	6X4	R1/8"	10,5	19,5	14	9	5
IMOPPRCH0602	6X4	R1/4"	12,3	22,5	14	9	5
IMOPPRCH0802	8X5,5	R1/4"	12,3	22,5	14	9	6



### IMOPPRCC



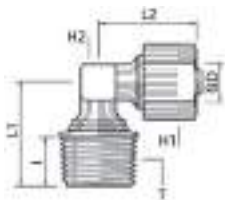
UNIÓN CODO  
- Union elbow

REFERENCIA	D1	D2	L	H1 (Hex)	H2 (Hex)	Peso Weight(g)
IMOPPRCC06	6X4		23,3	14	8	4
IMOPPRCC08	8X5,5		23,5	14	8	4
IMOPPRCC12	12X9		32	19	15	10

CODO REDUCCIÓN - Reduced union elbow

IMOPPRCC0806	6x4	8x5,5	23,3	14	8	4,39
--------------	-----	-------	------	----	---	------

### IMOPPRCM

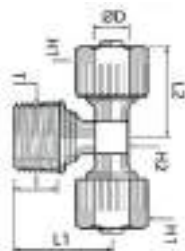


CODO ROSCA MACHO CÓNICA BSPT  
- Male elbow BSPT thread

REFERENCIA	ØD O.D./I.D.	T	I	L1	L2	H1 (Hex)	H2 (Hex)	Peso Weight(g)
IMOPPRCM0601	6X4	R1/8"	8	18,5	22,5	14	8	2
IMOPPRCM0602	6X4	R1/4"	10	23	22,5	14	8	3
IMOPPRCM0801	8X5,5	R1/8"	8,5	18,5	23	14	8	3
IMOPPRCM0802	8X5,5	R1/4"	11	23	23	14	8	3
IMOPPRCM0803	8X5,5	R3/8"	11	23,5	23	14	8	5
IMOPPRCM1202	12X9	R1/4"	10	24	33	19	15	7
IMOPPRCM1203	12X9	R3/8"	10	24,5	33	19	15	6
IMOPPRCM1204	12X9	R1/2"	13	28,5	33	19	15	9

"T" ROSCA CENTRAL CÓNICA BSPT  
- Tee central male BSPT thread

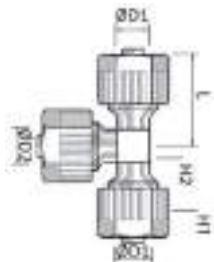
### IMOPPRTC



REFERENCIA	ØD O.D./I.D.	T	I	L1	L2	H1 (Hex)	H2 (Hex)	Peso Weight(g)
IMOPPRTC0601	6X4	R1/8"	9	19	23,3	14	8	6
IMOPPRTC0602	6X4	R1/4"	11	21	23,3	14	8	6
IMOPPRTC0801	8X5,5	R1/8"	9	19	23,3	14	8	5
IMOPPRTC0802	8X5,5	R1/4"	11	21	23,3	14	8	6
IMOPPRTC0803	8X5,5	R3/8"	11	21	23,3	14	8	7
IMOPPRTC1202	12X9	R1/4"	11	21	23,3	14	8	12
IMOPPRTC1203	12X9	R3/8"	10,7	24,5	33,5	19	15	14
IMOPPRTC1204	12X9	R1/2"	15	28,5	33	19	15	15

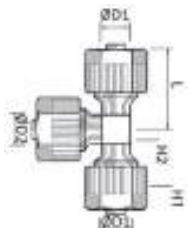
"T" ROSCA LATERAL CÓNICA BSPT  
- Tee lateral male BSPT thread

### IMOPPRTL



REFERENCIA	ØD O.D./I.D.	T	I	L	H1 (HEX)	H2 (HEX)	Peso Weight(g)
IMOPPRTL0601	6X4	R1/8"	8,5	23,3	14	8	5
IMOPPRTL0602	6X4	R1/4"	11	23,3	14	8	5
IMOPPRTL0801	8X5,5	R1/8"	8,5	23,3	14	8	5
IMOPPRTL0802	8X5,5	R1/4"	11	23,3	14	8	5
IMOPPRTL0803	8X5,5	R3/8"	10	33	14	8	7
IMOPPRTL1202	12X9	R1/4"	10	33	19	15	12
IMOPPRTL1203	12X9	R3/8"	11	33	19	15	12
IMOPPRTL1204	12X9	R1/2"	15	33	19	15	12

### IMOPPRT



"T" UNIÓN  
- Union tee

REFERENCIA	ØD1	ØD2	L	H1 (HEX)	H2 (HEX)	Peso Weight(g)
IMOPPRT06	6X4	6X4	22	14	8	7
IMOPPRT08	8X5,5	8X5,5	22	14	8	5
IMOPPRT12	12X9	12X9	32	19	14	14

REDUCCIÓN -Reduced

IMOPPRT0608	6x4	8x5,5	46,6			6,48
IMOPPRT0806	8X5,5	6X4	46,8			6,41

# RACOR SEMIRÁPIDO EN PVDF

## PVDF PUSH-ON FITTINGS

 <p><b>TEMPERATURA DE TRABAJO:</b> De -20°C A 120°C. SUJETO A LA APLICACIÓN</p> <p><b>Working Temperature:</b> From -20°C to 120°C. Subject to application</p>	 <p><b>MATERIALES DE CONSTRUCCIÓN</b> Materials Used</p>
 <p><b>PRESIONES DE TRABAJO:</b> HASTA 14 BAR A 20°C</p> <p><b>Working Pressure:</b> Up to 14 Bar to 20°C</p>	<p><b>CUERPO Y TUERCA:</b> POLIFLUORURO DE VINILIDENO (PVDF)</p> <p><b>Body &amp; lock nut:</b> Polyvinylidene fluoride (PVDF)</p>
<p><b>FLUIDOS COMPATIBLES:</b> AIRE COMPRIMIDO, AGUA Y FLUIDOS COMPATIBLES CON LOS MATERIALES DE CONSTRUCCIÓN.</p> <p><b>Applications:</b> Compressed air, wáter and fluids suitable with construction materials.</p>	 <p><b>ROSCAS</b> Threads</p>
 <p><b>TUBOS UTILIZADOS:</b> POLIURETANO (PU), POLIETILENO (PE), POLIAMIDA (PA), PTFE, FEP</p> <p><b>Tubes Used:</b> Polyurethane (PU), polyethylene (PE), polyamide (PA), PTFE, FEP</p>	<p><b>GAS CÓNICA BSPT DE R1/8" A R3/4"</b> BSPT from R1/8" to R3/4"</p>  <p><b>CERTIFICACIONES</b> Certifications</p>
 <p><b>CARACTERÍSTICAS:</b> BUENA RESISTENCIA A CASI TODO TIPO DE FLUIDOS MUY CORROSIVOS COMO ÁCIDOS, BASES DÉBILES, HALÓGENOS, ALCOHOLES, SALES OXIDANTES PESADAS, DETERGENTES, ETC. RESISTENTE A LOS RAYOS UV. RESISTENCIA NUCLEAR.</p> <p><b>Advantages:</b> Good tolerance to almost all kind of very corrosive fluids like acids, weak bases, halogens, alcohols, salts, heavy duty oxidants, detergents, etc. UV resistant. Nuclear resistant.</p>	   
	 <p><b>PRODUCTOS CONFORME A LA DIRECTIVA 2002/95/EC</b> Products in compliance with the directive 2002/95/EC</p>
	 <p><b>PRODUCTOS CONFORME A LA DIRECTIVA 2011/65/EC</b> Products in compliance with the directive 2011/65/EU</p>

### PRECAUCIÓN

LOS PRODUCTOS ESTÁN FABRICADOS EN PLÁSTICOS Y ES NECESARIO USAR RECUBRIMIENTO DE TEFLÓN SOBRE LA ROSCA PARA SU INSTALACIÓN PARA PREVENIR FUGAS DE AIRE.

PARA CONECTAR EL TUBO, INSERTE EL TUBO HASTA EL FINAL Y APRIETE LA TUERCA ANTES DE USARLO. ASEGÚRESE DE EVITAR UN PAR DE APRIETE EXCESIVO.

PARA REUTILIZAR EL TUBO CORTAR LA PARTE PRESIONADA.

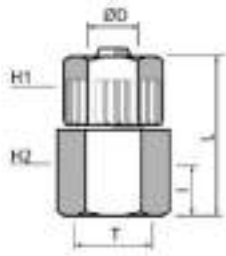
### PRECAUTIONS

The products are made in plastic and it's necessary to use teflon coating over the thread for installation in order and to prevent air leakage. Be sure to prevent excessive torque when screwing the fittings.

To connect the tube, insert the tube to the end and tight the nut before use.

Cut the pressed part of the tube before connection to reuse the released tube.

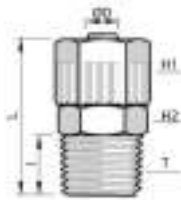
### IMOPVRH



DIRECTO ROSCA HEMBRA CÓNICA BSPT  
- Female connector BSPT thread

REFERENCIA	ØD1	T	I	L	H1 (HEX)	H2 (HEX)	Peso Weight(g)
IMOPVRH0601	6X4	R1/8"	10,0	26,3	14	14	3
IMOPVRH0602	6X4	R1/4"	11,0	28	14	17	3
IMOPVRH0801	8X5,5	R1/8"	9,5	26,3	14	14	3
IMOPVRH0802	8X5,5	R1/4"	11,0	28	14	17	4
IMOPVRH0803	8X5,5	R3/8"	11,2	30,5	14	22	5
IMOPVRH0804	8X5,5	R1/2"	13,5	32,5	14	26	6
IMOPVRH1002	10X7	R1/4"	10,0	32	17	17	6
IMOPVRH1003	10X7	R3/8"	11,0	33	17	22	7
IMOPVRH1004	10X7	R1/2"	13,8	35,5	17	26	7

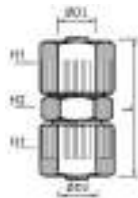
### IMOPVRM



CONECTOR ROSCA MACHO CÓNICA BSPT  
- Male connector BSPT thread

REFERENCIA	ØD1	T	I	L	H1 (HEX)	H2 (HEX)	Peso Weight(g)
IMOPVRM0601	6X4	R1/8"	8,0	27,0	14	13	3,0
IMOPVRM0602	6X4	R1/4"	10,5	30,0	14	15	3,0
IMOPVRM0603	6x4	R3/8"	10,5	27,0	14	18	6,48
IMOPVRM0604	6X4	R1/2"	13,0	31,5	14	22	6,0
IMOPVRM0605	6X4	R3/4"	9,0	23,0	14	27	8,0
IMOPVRM0801	8X5,5	R1/8"	8,0	27,0	14	13	3,0
IMOPVRM0802	8X5,5	R1/4"	10,5	30,0	14	15	3,0
IMOPVRM0803	8X5,5	R3/8"	10,5	31,5	14	18	4,0
IMOPVRM0804	8X5,5	R1/2"	13,0	34,0	14	22	5,0
IMOPVRM0805	8X5,5	R3/4"	9,0	27,5	14	27	8,0
IMOPVRM1002	10X7	R1/4"	10,5	36,0	17	17	4,0
IMOPVRM1003	10X7	R3/8"	10,5	36,0	17	17	5,0
IMOPVRM1004	10X7	R1/2"	12,0	39,0	17	22	6,0
IMOPVRM1005	10X7	R3/4"	13,0	40,0	17	27	6,0
IMOPVRM1202	12X9	R1/4"	10,5	34,0	19	14	6,0
IMOPVRM1203	12X9	R3/8"	10,5	36,0	19	18	7,0
IMOPVRM1204	12X9	R1/2"	12,5	37,0	19	22	7,0
IMOPVRM1205	12x9	R3/4"	13,0	34,0	19	27	15,64

### IMOPVRU



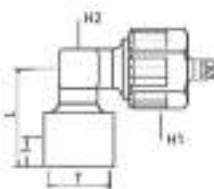
UNIÓN CONECTOR  
- Union connector

REFERENCIA	ØD1	ØD2	H1 (HEX)	H2 (HEX)	Peso Weight(g)
IMOPVRU0606	6X4	32,5	14	14	4
IMOPVRU0808	8X5,5	32,5	14	14	4
IMOPVRU1212	12X9	40,6	19	18	8

REDUCCIÓN - Reduced union connector

IMOPVRU0806	8X5,5 - 6X4	32,5	14	14	4
-------------	-------------	------	----	----	---

### IMOPVRCH

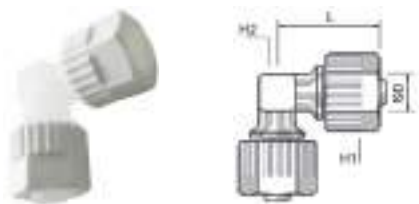


CODO ROSCA HEMBRA CÓNICO BSPT  
- Female elbow BSPT thread

REFERENCIA	ØD1	T	I	L	H1 (HEX)	H2 (HEX)	Peso Weight(g)
IMOPVRCH0601	6X4	R1/8"	10,5	19,5	14	9	5
IMOPVRCH0602	6X4	R1/4"	12,3	22,5	14	9	5
IMOPVRCH0802	8X5,5	R1/4"	12,3	22,5	14	9	6

## IMOPVRCC

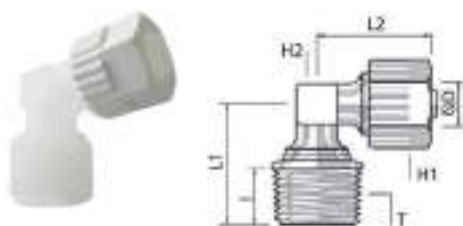
UNIÓN CODO  
- Union elbow



REFERENCIA	ØD1	L	H1 (HEX)	H2 (HEX)	Peso Weight(g)
IMOPVRCC06	6X4	23,3	14	8	4
IMOPVRCC08	8X5,5	23,5	14	8	4
IMOPVRCC12	12X9	32	19	15	10

## IMOPVRCM

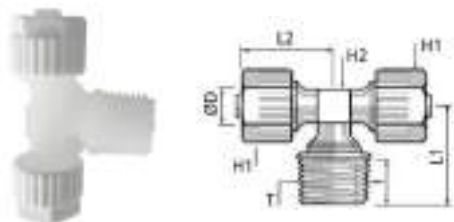
CODO ROSCA MACHO CÓNICA BSPT  
- Male elbow BSPT thread



REFERENCIA	ØD1	T	I	L1	L2	H1 (HEX)	H2 (HEX)	Peso Weight(g)
IMOPVRCM0601	6X4	R1/8"	8,0	18,5	22,5	14	8	2
IMOPVRCM0602	6X4	R1/4"	10,0	23,0	22,5	14	8	3
IMOPVRCM0801	8X5,5	R1/8"	8,5	18,5	23,0	14	8	3
IMOPVRCM0802	8X5,5	R1/4"	11,0	23,0	23,0	14	8	3
IMOPVRCM0803	8X5,5	R3/8"	11,0	23,5	23,0	14	8	5
IMOPVRCM1202	12X9	R1/4"	10,0	24,0	33,0	19	15	7
IMOPVRCM1203	12X9	R3/8"	10,0	24,5	33,0	19	15	6
IMOPVRCM1204	12X9	R1/2"	13,0	28,5	33,0	19	15	9

## IMOPVRTC

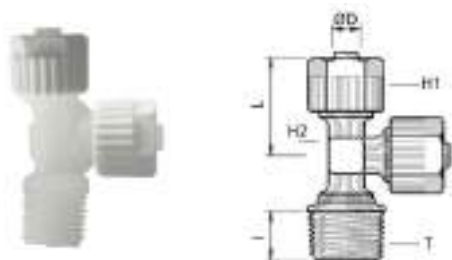
"T" ROSCA MACHO CENTRAL CÓNICA BSPT  
- tee central male BSPT thread



REFERENCIA	ØD1	T	I	L1	L2	H1 (Hex)	H2 (Hex)	Peso Weight(g)
IMOPVRTC0601	6X4	R1/8"	9,0	19,0	23,3	14	8	6
IMOPVRTC0602	6X4	R1/4"	11,0	21,0	23,3	14	8	6
IMOPVRTC0801	8X5,5	R1/8"	9,0	19,0	23,3	14	8	5
IMOPVRTC0802	8X5,5	R1/4"	11,0	21,0	23,3	14	8	6
IMOPVRTC0803	8X5,5	R3/8"	11,0	21,0	23,3	14	8	7
IMOPVRTC1202	12X9	R1/4"	11,0	21,0	23,3	14	8	12
IMOPVRTC1203	12X9	R3/8"	10,7	24,5	33,5	19	15	14
IMOPVRTC1204	12X9	R1/2"	15,0	28,5	33,0	19	15	15

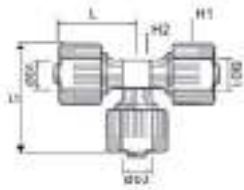
## IMOPVRTL

"T" ROSCA LATERAL MACHO CÓNICA BSPT  
- Lateral male tee BSPT thread



REFERENCIA	ØD1	T	I	L1	H1 (HEX)	H2 (HEX)	Peso Weight(g)
IMOPVRTL0601	6X4	R1/8"	8,5	23,3	14	8	5
IMOPVRTL0602	6X4	R1/4"	11	23,3	14	8	5
IMOPVRTL0801	8X5,5	R1/8"	8,5	23,3	14	8	5
IMOPVRTL0802	8X5,5	R1/4"	11	23,3	14	8	5
IMOPVRTL0803	8X5,5	R3/8"	10	23,3	14	8	7
IMOPVRTL1202	12X9	R1/4"	10	33	19	15	12
IMOPVRTL1203	12X9	R3/8"	11	33	19	15	14
IMOPVRTL1204	12X9	R1/2"	15	33	19	15	15

### IMOPVRT



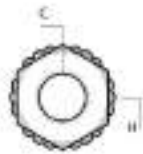
“T” UNIÓN  
- Union tee

REFERENCIA	ØD1	ØD2	L1	L2	H1 (HEX)	H2 (HEX)	Peso Weight(g)
IMOPVRT06	6X4	6x4	22	27,5	14	8	7
IMOPVRT08	8X5,5	8x5,5	22	27,5	14	8	5
IMOPVRT12	12X9	12x9	32	40,4	19	14	14

REDUCCIÓN/AMPLIACIÓN - Reduced/enlarger

IMOPVRT0608	6x4	8x5,5	46,8	27,4			8,73
IMOPVRT0806	8x5,5	6x4	46,8	27,4			8,96

### IMOTUBPPR



TUERCA DE CIERRE  
- Lock nut

REFERENCIA	ØD	L	H1 (HEX)	Peso Weight(g)
IMOTUBPPR06	6X4	6,2	14	1
IMOTUBPPR08	8X5,5	8,1	14	2
IMOTUBPPR10	10X7	10,2	17	3
IMOTUBPPR12	12X9	12,8	19	4

# RACOR SEMIRÁPIDO EN LATÓN NIQUELADO

## BRASS PUSH-ON FITTINGS



**TEMPERATURA DE TRABAJO:** DE -20°C A +100°C.

\* LA PRESIÓN MÁXIMA DE TRABAJO Y LA TEMPERATURA SE DETERMINA POR LAS CARACTERÍSTICAS DEL TUBO EMPLEADO

**Working Temperature:** From -20°C to +100°C.

\* The working pressure & working temperature depend on the features of the selected tube.



**PRESIÓN DE TRABAJO:** 18 Bar

**Working Pressure:** 18 Bar



**APLICACIONES:** AIRE COMPRIMIDO, AGUA, ACEITE Y FLUIDOS COMPATIBLES CON LOS MATERIALES DE CONSTRUCCIÓN

**Applications:** compressed air, water, oil and fluids suitable with construction materials



**TUBOS UTILIZADOS:** POLIURETANO (PU), POLIETILENO (PE), POLIAMIDA (PA), PTFE

**Tubes Used:** Polyurethane (PU), polyethylene (PE), polyamide (PA), PTFE.



**CERTIFICACIONES**  
Certifications



PRODUCTOS CONFORME A LA DIRECTIVA 2002/95/EC

Products in compliance with the directive 2002/95/EC



PRODUCTOS CONFORME A LA DIRECTIVA 2011/65/EC

Products in compliance with the directive 2011/65/EU



**MATERIALES DE CONSTRUCCIÓN**  
Materials Used

**CUERPO:** LATÓN NIQUELADO UNI EN 12164 CW 614N Y UNI EN 12165 CW 617N

**Body:** Nickel plated brass UNI EN 12164 CW614N & UNI EN 12165 CW617N

**TUERCA DE APRIETE:** LATÓN NIQUELADO UNI EN 12164 CW 614N

**Lock nut:** Nickel plated brass UNI EN 12164 CW 614N

**JUNTA TÓRICA:** NBR

**O'Ring:** NBR



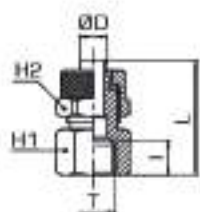
**ROSCAS**  
Threads

**GAS CÓNICA BSPT ISO 7 DE R1/8" A R1/2"**  
Taper gas BSPT ISO 7 from R1/8" to R1/2"

**GAS CILÍNDRICA BSPP ISO 228 DE G1/8" A G1/2"**  
Cylindrical gas BSPP ISO 228 from 1/8" to 1/2"

**MÉTRICA ISO R/262 M5, M6, M12**  
Metric ISO R/262 M5, M6, M12

## IMORRCH



RACOR DIRECTO ROSCA HEMBRA CILÍNDRICA BSPP  
- Female connector BSPP thread

REFERENCIA	T	ØD	I	L1	H1 (HEX)	H2 (HEX)	Peso Weight(g)
IMORRCH0501	G1/8"	5x3	8,0	22,5	14	8	12
IMORRCH0601	G1/8"	6x4	8,0	25,0	14	12	18
IMORRCH0602	G1/4"	6x4	11,0	29,0	17	12	26
IMORRCH0603	G3/8"	6x4	11,5	29,5	20	12	30
IMORRCH0801	G1/8"	8x6	8,0	25,0	14	14	20
IMORRCH0802	G1/4"	8x6	11,0	29,0	17	14	28
IMORRCH0803	G3/8"	8x6	11,5	29,5	20	14	32
IMORRCH1001	G1/8"	10x8	8,0	26,5	14	16	24
IMORRCH1002	G1/4"	10x8	11,0	30,5	17	16	32
IMORRCH1003	G3/8"	10x8	11,5	31,0	20	16	36
IMORRCH1004	G1/2"	10x8	14,0	34,5	24	16	50
IMORRCH1203	G3/8"	12x10	11,5	32,5	20	18	40
IMORRCH1204	G1/2"	12x10	10,0	33,5	24	18	48



### IMORRC



RACOR DIRECTO ROSCA MACHO CÓNICA BSPT  
- Male connector BSPT thread

REFERENCIA	T	ØD	I	L1	H1 (HEX)	H2 (HEX)	Peso Weight(g)
IMORRC0501	R1/8"	5x3	8,0	25,0	12	8	10
IMORRC0601	R1/8"	6x4	8,0	27,5	12	12	16
IMORRC0602	R1/4"	6x4	11,0	31,0	14	12	20
IMORRC0603	R3/8"	6x4	11,5	31,5	17	12	26
IMORRC0801	R1/8"	8x6	8,0	27,5	12	14	18
IMORRC0802	R1/4"	8x6	11,0	31,0	14	14	22
IMORRC0803	R3/8"	8x6	11,5	31,5	17	14	28
IMORRC0804	R1/2"	8x6	14,0	34,5	22	14	44
IMORRC1001	R1/8"	10x8	8,0	29,5	14	16	24
IMORRC1002	R1/4"	10x8	11,0	32,5	14	16	28
IMORRC1003	R3/8"	10x8	11,5	33,0	17	16	34
IMORRC1004	R1/2"	10x8	14,0	36,0	22	16	46
IMORRC1203	R3/8"	12x10	11,5	34,5	17	18	38
IMORRC1204	R1/2"	12x10	14,0	37,5	22	18	50
IMORRC1504	R1/2"	15x12,5	14,0	39,5	22	22	62

### IMORRC-M



RACOR DIRECTO ROSCA MACHO MÉTRICA  
- Male connector metric thread

REFERENCIA	T	ØD	I	L1	H1 (HEX)	H2 (HEX)	Peso Weight(g)
IMORRC05M5	M5	5X3	4	20	8	8	4
IMORRC05M6	M6	5X3	5	21	8	8	6
IMORRC06M5	M5	6X4	4	21	8	9	6
IMORRC06M6	M6	6X4	5	22	8	9	6
IMORRC06M121	M12X1,25	6X4	8	28	17	12	22
IMORRC06M122	M12X1,5	6X4	8	28	17	12	22
IMORRC08M121	M12X1,25	8X6	8	28	17	14	24
IMORRC08M122	M12X1,5	8X6	8	28	17	14	24

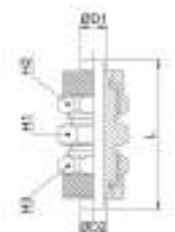
### IMORO-G



RACOR ORIENTABLE ROSCA MACHO CILÍNDRICA BSPP CON JUNTA  
- Swivel male connector BSPP thread with OR

REFERENCIA	T	ØD	I	L	H1 (HEX)	H2 (HEX)	H3 (HEX)	Peso Weight(g)
IMORO6-G01	G1/8"	6X4	6	36,0	12	13	12	24
IMORO6-G02	G1/4"	6X4	8	37,5	12	16	14	30
IMORO8-G01	G1/8"	8X6	6	36,0	14	13	12	26
IMORO8-G02	G1/4"	8X6	8	37,5	14	16	14	32
IMORO10-G02	G1/4"	10X8	8	39,0	16	16	14	38
IMORO12-G03	G3/8"	12X10	9	42,0	18	19	17	52

### IMORU



UNIÓN RECTA TUBO - TUBO  
- Union connector

REFERENCIA	ØD1	ØD2	L	H1 (HEX)	H2 (HEX)	H3 (HEX)	Peso Weight(g)
IMORU0505	5X3	5X3	28,5	8	8	8	8,0
IMORU0606	6X4	6X4	34,5	12	12	12	22,0
IMORU0808	8X6	8X6	35,0	14	14	14	28,0
IMORU1010	10X8	10X8	38,0	14	16	16	36,0
IMORU1212	12X10	12X10	41,0	17	18	18	48,0
IMORU1515	15X12,5	15X12,5	45,5	22	22	22	78,0

REDUCCIÓN - Reduced connector

IMORU0806	8X6	6X4	35,0	14	14	12	26,0
-----------	-----	-----	------	----	----	----	------



## IMORP



PASATABIQUE TUBO  
- Bulkhead connector

REFERENCIA	ØD	L	A (MAX)	H1 (HEX)	H2 (HEX)	ROSCA PASATABIQUE	Peso Weight(g)
IMORP05	5X3	40	8,5	9	8	M6x0,5	12,0
IMORP06	6X4	48	10,5	14	12	M10x1	34,0
IMORP08	8X6	48	10,5	16	14	M12x1	42,0
IMORP10	10X8	50	8,5	17	16	M14x1	54,0
IMORP12	12X10	53	8,5	19	18	M16x1	76,0
IMORP15	15X12,5	58	8,5	24	22	M20x1	110,0

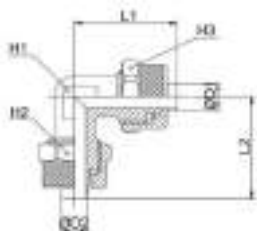
## IMORCH



CODO ROSCA HEMBRA CILÍNDRICA BSPP  
- Female elbow BSPP thread

REFERENCIA	T	ØD	I	L1	L2	H1 (HEX)	H2 (HEX)	Peso Weight(g)
IMORCH0501	G1/8"	5X3	8,0	21,5	19,0	10	8	16,0
IMORCH0601	G1/8"	6X4	8,0	22,5	19,0	10	12	22,0
IMORCH0602	G1/4"	6X4	10,5	25,0	23,0	11	12	36,0
IMORCH0801	G1/8"	8X6	8,0	22,5	19,0	10	14	22,0
IMORCH0802	G1/4"	8X6	10,5	25,0	23,0	11	14	32,0
IMORCH1002	G1/4"	10X8	11,0	26,0	23,5	13	16	38,0
IMORCH1203	G3/8"	12X10	11,5	30,5	28,0	17	18	60,0

## IMORC



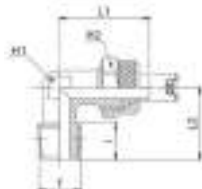
CODO TUBO  
- Union elbow

REFERENCIA	ØD1	ØD2	L1	L2	H1 (HEX)	H2/H3 (HEX)	Peso Weight(g)
IMORC0505	5X3	5X3	21,5	21,5	8	8	12,0
IMORC0606	6X4	6X4	21,5	21,5	8	12	20,0
IMORC0808	8X6	8X6	22,5	22,5	10	14	28,0
IMORC1010	10X8	10X8	25,5	25,5	11	16	38,0
IMORC1212	12X10	12X10	30,0	30,0	14	18	56,0
IMORC1515	15X12,5	15X12,5	34,0	34,0	17	22	88,0

CODO REDUCIDO - Reduced elbow

IMORC0806	8X6	6X4	22,5	22,5	10	14	26,0
-----------	-----	-----	------	------	----	----	------

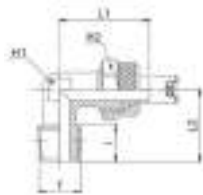
## IMORCM



CODO ROSCA MACHO CÓNICA BSPT  
- Male elbow BSPT thread

REFERENCIA	T	ØD	L1	L2	H1 (HEX)	H2 (HEX)	Peso Weight(g)
IMORCM0501	R1/8"	5X3	8,0	21,5	17,0	8	10,0
IMORCM0601	R1/8"	6X4	8,0	22,5	17,0	8	16,0
IMORCM0602	R1/4"	6X4	11,0	22,5	20,0	10	22,0
IMORCM0603	R3/8"	6X4	11,5	23,5	22,5	11	30,0
IMORCM0801	R1/8"	8X6	8,0	22,5	17,0	10	20,0
IMORCM0802	R1/4"	8X6	11,0	22,5	20,0	10	24,0
IMORCM0803	R3/8"	8X6	11,5	24,0	22,5	11	32,0
IMORCM1001	R1/8"	10X8	8,0	25,5	18,5	11	28,0
IMORCM1002	R1/4"	10X8	11,0	25,5	21,5	11	32,0
IMORCM1003	R3/8"	10X8	11,5	25,5	22,5	11	34,0
IMORCM1004	R1/2"	10X8	14,0	28,0	28,0	17	56,0
IMORCM1202	R1/4"	12X10	11,0	30,0	24,0	14	42,0
IMORCM1203	R3/8"	12X10	11,5	30,0	24,0	14	48,0
IMORCM1204	R1/2"	12X10	14,0	30,5	28,0	17	60,0
IMORCM1504	R1/2"	15X12,5	14,0	34	28,0	17	70,0

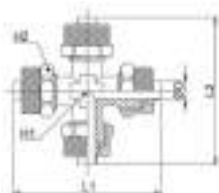
### IMORCMK



CODO ORIENTABLE ROSCA MACHO CILÍNDRICA BSPP  
- Swivel male elbow BSPP thread

REFERENCIA	T	ØD	I	L1	L2	H1 (HEX)	H2 (HEX)	H3 (HEX)	Peso Weight(g)
IMORCMK0601	G1/8"	6X4	6	22,5	22,5	8	12	14	22,0
IMORCMK0602	G1/4"	6X4	8	23,5	25,0	10	12	17	34,0
IMORCMK0801	G1/8"	8X6	6	23,5	22,5	10	14	14	28,0
IMORCMK0802	G1/4"	8X6	8	23,5	25,0	10	14	17	36,0
IMORCMK1002	G1/4"	10X8	8	23,5	25,5	11	14	17	42,0

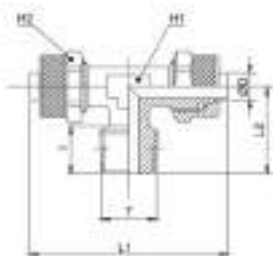
### IMORZ



CRUZ TUBO  
- Cross junction

REFERENCIA	ØD	L1	L2	H1 (HEX)	H2 (HEX)	Peso Weight(g)
IMORZ05	5x3	43	43	8	8	22,0
IMORZ06	6x4	45	45	8	12	42,0
IMORZ08	8x6	45	45	10	14	52,0
IMORZ10	10x8	51	51	11	16	70,0

### IMORTC



"T" ROSCA CENTRAL MACHO CÓNICA BSPT  
- Central male tee BSPT thread

REFERENCIA	T	ØD	I	L1	L2	H1 (HEX)	H2 (HEX)	H3 (HEX)	Peso Weight(g)
IMORTC05M5	M5	5x3	4,0	43,0	15,0	8	8	16,0	16,0
IMORTC0501	R1/8"	5x3	8,0	43,0	17,0	8	8	16,0	16,0
IMORTC0601	R1/8"	6x4	8,0	45,0	17,0	8	12	26,0	26,0
IMORTC0602	R1/4"	6x4	11,0	45,5	20,5	10	12	34,0	34,0
IMORTC0603	R3/8"	6x4	11,5	47,0	22,5	11	12	42,0	42,0
IMORTC0801	R1/8"	8x6	8,0	45,5	17,5	10	14	34,0	34,0
IMORTC0802	R1/4"	8x6	11,0	45,5	20,5	10	14	36,0	36,0
IMORTC0803	R3/8"	8x6	11,5	48,0	22,5	11	14	44,0	44,0
IMORTC1001	R1/8"	10x8	8,0	51,0	18,5	11	16	44,0	44,0
IMORTC1002	R1/4"	10x8	11,0	51,0	21,5	11	16	48,0	48,0
IMORTC1003	R3/8"	10x8	11,5	51,0	22,5	11	16	50,0	50,0
IMORTC1004	R1/2"	10x8	14,0	57,0	28,0	17	16	80,0	80,0
IMORTC1203	R3/8"	12x10	11,5	60,0	24,5	14	18	70,0	70,0
IMORTC1204	R1/2"	12x10	14,0	61,0	28,0	17	18	86,0	86,0
IMORTC1504	R1/2"	15x12	14	68	28,0	17	22	108,0	108,0

### IMORTC-G



"T" ROSCA CENTRAL MACHO CILÍNDRICA BSPP  
- Central male tee BSPP thread

REFERENCIA	T	ØD	I	L1	L2	H1 (HEX)	H2 (HEX)	H3 (HEX)	Peso Weight(g)
IMORTC06-G01	G1/8"	6x4	6	45	25,7	8	12	13	23
IMORTC06-G02	G1/4"	6x4	8	45,5	29	10	12	17	35
IMORTC08-G01	G1/8"	8x6	6	45,5	26	10	14	13	29
IMORTC08-G02	G1/4"	8x6	8	45,5	28	10	14	17	37
IMORTC10-G02	G1/4"	10x8	8	51	29	11	16	17	43

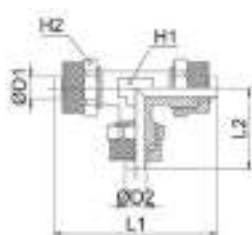
## IMORTL



"T" ROSCA LATERAL MACHO CÓNICA BSPT  
- Lateral male tee BSPT thread

REFERENCIA	T	ØD	I	L1	L2	H1 (HEX)	H2 (HEX)	H3 (HEX)	Peso Weight(g)
IMORTL05M5	M5	5x3	4,0	21,5	36,5	15,0	8	8	16,0
IMORTL0501	R1/8"	5x3	8,0	21,5	38,5	17,0	8	8	16,0
IMORTL0601	R1/8"	6x4	8,0	22,5	39,5	17,0	8	12	26,0
IMORTL0602	R1/4"	6x4	11,0	22,5	42,5	20,0	10	12	34,0
IMORTL0603	R3/8"	6x4	11,5	24,0	46,5	22,5	11	12	40,0
IMORTL0801	R1/8"	8x6	8,0	22,5	40,5	17,5	10	14	34,0
IMORTL0802	R1/4"	8x6	11,0	22,5	43,5	20,5	10	14	38,0
IMORTL0803	R3/8"	8x6	11,5	23,5	46,5	22,5	11	14	44,0
IMORTL1001	R1/8"	10x8	8,0	25,5	44,0	18,5	11	16	44,0
IMORTL1002	R1/4"	10x8	11,0	25,5	46,5	21,0	11	16	48,0
IMORTL1003	R3/8"	10x8	11,5	25,5	48,0	22,5	11	16	50,0
IMORTL1004	R1/2"	10x8	14,0	29,0	57,0	28,0	17	16	76,0
IMORTL1203	R3/8"	12x10	11,5	30,0	54,5	24,5	14	18	70,0
IMORTL1204	R1/2"	12x10	14,0	30,5	58,5	28,0	17	18	86,0
IMORTL1504	R1/2"	15x12,5	14,0	34,0	62,0	28,0	17	22	108,0

## IMORT



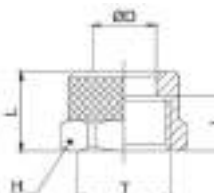
"T" TUBO  
- Union tee

REFERENCIA	ØD1	ØD2	L1	L2	H1 (HEX)	H2 (HEX)	H3 (HEX)	Peso Weight(g)
IMORT0505	5x3	5x3	43,0	21,5	8	8	8	16,0
IMORT0606	6x4	6x4	45,0	22,5	8	12	12	32,0
IMORT0808	8x6	8x6	45,0	22,5	10	14	14	42,0
IMORT1010	10x8	10x8	51,0	25,5	11	16	16	56,0
IMORT1212	12x10	12x10	60,0	30,0	14	18	18	78,0
IMORT1515	15x12	15x12,5	68,0	34,0	17	22	22	124,0

T REDUCIDA - Reduced union tee

IMORT0806	8x6	6x4	45,0	22,5	10	14	12	40,0
-----------	-----	-----	------	------	----	----	----	------

## IMORTUBI



TUERCA DE CIERRE  
- Lock nut

REFERENCIA	T	ØD	I	L	H1 (HEX)	Peso Weight(g)
IMORTUBI0503	M7x0,75	5x3	6,0	8,5	8	1,34
IMORTUBI0604	M10x1	6x4	7,5	10,5	12	4,64
IMORTUBI0806	M12x1	8x6	7,5	10,5	14	5,57
IMORTUBI1008	M14x1	10x8	8,0	11,5	16	7,09
IMORTUBI1210	M16x1	12x10	10,0	13,0	18	9,36
IMORTUBI15125	M20x1	15x12	11,0	15,5	22	15,04

## RACOR SEMIRÁPIDO EN ACERO INOXIDABLE AISI 316L STAINLESS STEEL AISI 316 L PUSH-ON FITTINGS



**TEMPERATURA DE TRABAJO:** De -40°C a +140°C.  
DE 0°C A +140°C PARA RACORES ORIENTABLES  
**Working Temperature:** From -40°C to +140°C.  
From 0°C to +140°C for swivel fittings



**PRESIONES DE TRABAJO:** 25 BAR A 20°C  
16 BAR A 20°C PARA RACORES ORIENTABLES.  
**Working Pressure:** 25 Bar to 20°C  
16 Bar to 20°C for swivel fittings



**APLICACIONES:** AIRE COMPRIMIDO, AGUA POTABLE, FLUIDOS COMPATIBLES CON LO DE CONSTRUCCIÓN.  
**Applications:** Compressed air, potable water and food fluids suitable with construction materials



**TUBOS UTILIZADOS:** POLIETILENO (PE), FLUOROPOLIMERO (FEP), PTFE  
**Tubes Used:** polyethylene (PE), fluoropolymer (PEF), PTFE



**CERTIFICACIONES**  
Certifications



PRODUCTOS CONFORME A LA DIRECTIVA 2002/95/EC  
Products in compliance with the directive 2002/95/EC



PRODUCTOS CONFORME A LA DIRECTIVA 2002/95/EC  
Products in compliance with the directive 2002/95/EC



**MATERIALES DE CONSTRUCCIÓN**  
Materials Used

**CUERPO:** ACERO INOXIDABLE AISI 316 L  
**Body:** Stainless Steel AISI 316 L

**TUERCA DE CIERRE:** ACERO INOXIDABLE AISI 316 L  
**Lock nut:** Stainless steel AISI 316 L

**JUNTA TÓRICAS:** FKM  
**Seals:** FKM

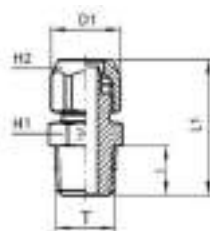


**ROSCAS**  
Threads

**ROSCA CÓNICA BSPT SEGÚN ISO 7 DE R1/8" HASTA R1/2"**  
Taper gas BSPT ISO 7 from R1/8" to R1/2"

**ROSCA CILÍNDRICA BSPP SEGÚN ISO 228 DE G1/8" HASTA G1/2"**  
Parallel gas BSPP ISO 228 from G1/8" to G1/2"

### IMORRCX



RACOR DIRECTO ROSCA MACHO CÓNICA BSPT  
- Male connector BSPT thread

REFERENCIA	T	ØD	I	L1	D1	H1 (HEX)	H2 (HEX)	Peso Weight(g)
IMORRC0601X	R1/8"	6X4	7,5	26	13,0	12	12	14
IMORRC0602X	R1/4"	6X4	11,0	30	13,0	14	12	21
IMORRC0801X	R1/8"	8x6	7,5	26	15,5	12	14	17
IMORRC0802X	R1/4"	8x6	11,0	30	15,5	14	14	24
IMORRC1001X	R1/8"	10x8	7,5	28	18,5	14	17	28
IMORRC1002X	R1/4"	10x8	11,0	32	18,5	14	17	30
IMORRC1003X	R3/8"	10x8	11,5	32	18,5	17	17	40
IMORRC1203X	R3/8"	12x10	11,5	34	21,0	17	19	34
IMORRC1204X	R1/2"	12x10	14,0	37	21,0	22	19	34

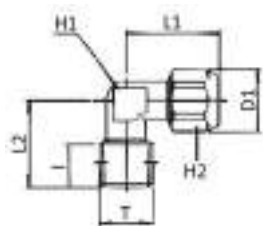
### IMORRC-GX



RACOR DIRECTO ROSCA MACHO CILÍNDRICA BSPP  
- Male connector BSPP thread

REFERENCIA	T	ØD	I	L1	D1	H1 (HEX)	H2 (HEX)	Peso Weight(g)
IMORRC06-G01X	G1/8"	6X4	8	18,5	13,0	13	12	15
IMORRC06-G02X	G1/4"	6X4	10	19,0	13,0	17	12	24
IMORRC08-G01X	G1/8"	8x6	8	18,5	15,5	13	14	18
IMORRC08-G02X	G1/4"	8x6	10	19,0	15,5	17	14	27
IMORRC10-G01X	G1/8"	10x8	8	20,0	18,5	14	17	28
IMORRC10-G02X	G1/4"	10x8	10	20,5	18,5	17	17	32
IMORRC10-G03X	G3/8"	10x8	10	20,5	18,5	19	17	40
IMORRC12-G03X	G3/8"	12x10	10	22,0	21,0	19	19	34
IMORRC12-G04X	G1/2"	12x10	12	22,5	21,0	24	19	34

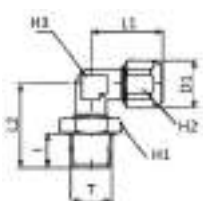
## IMORCMX



CODO ROSCA MACHO CÓNICA BSPT  
- Male connector BSPT thread

REFERENCIA	T	ØD	I	L1	L2	D1	H1 (HEX)	H2 (HEX)	Peso Weight(g)
IMORCM0601X	R1/8"	6X4	9.0	22,5	18,5	13	10	12	19
IMORCM0602X	R1/4"	6X4	11.0	22,5	21	13	10	12	22
IMORCM0801X	R1/8"	8x6	9.0	22,5	18,5	15,5	10	14	20
IMORCM0802X	R1/4"	8x6	11.0	22,5	21	15,5	10	14	23
IMORCM0803X	R3/8"	8x6	11,5	26,5	25	15,5	13	14	40
IMORCM1001X	R1/8"	10x8	9.0	25	18,5	18,5	10	17	26
IMORCM1002X	R1/4"	10x8	11.0	25	21	18,5	10	17	28
IMORCM1003X	R3/8"	10x8	11,5	27	25	18,5	13	17	20
IMORCM1203X	R3/8"	12x10	11,5	29	25	21	13	19	40
IMORCM1204X	R1/2"	12x10	14.0	30,5	29	21	17	19	40

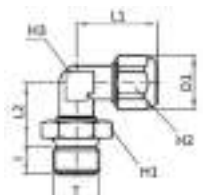
## IMORCMKX



CODO ORIENTABLE ROSCA MACHO CÓNICA BSPT  
- Swivel male connector BSPT thread

REFERENCIA	T	ØD	I	L1	L2	D1	H1 (HEX)	H2 (HEX)	H3 (HEX)	Peso Weight(g)
IMORCMK0601X	R1/8"	6X4	7,5	22,5	21,5	13	13	12	10	24
IMORCMK0602X	R1/4"	6X4	11	22,5	25,5	13	17	12	10	28
IMORCMK0801X	R1/8"	8x6	7,5	22,5	21,5	15	13	14	10	25
IMORCMK0802X	R1/4"	8x6	11	22,5	25,5	15	17	14	10	30
IMORCMK1002X	R1/4"	10x8	11	22,5	25,5	18,5	17	17	10	36

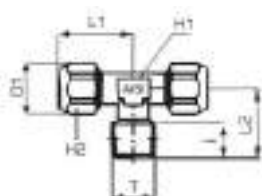
## IMORCMK-GX



CODO ORIENTABLE ROSCA MACHO CILÍNDRICA BSPP  
- Swivel male elbow BSPP thread

REFERENCIA	T	ØD	I	L1	L2	D1	H1 (HEX)	H2 (HEX)	H3 (HEX)	Peso Weight(g)
IMORCMK06-G01X	G1/8"	6X4	8	22,5	14	13	13	12	10	24
IMORCMK06-G02X	G1/4"	6X4	10	22,5	14,5	13	17	12	10	24
IMORCMK08-G01X	G1/8"	8x6	8	22,5	14	15,5	13	14	10	25
IMORCMK08-G02X	G1/4"	8x6	10	22,5	14,5	15,5	17	14	10	29
IMORCMK10-G02X	G1/4"	10x8	10	23,5	14,5	18,5	17	17	10	35

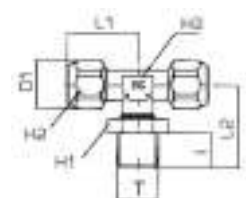
## IMORTCX



"T" ROSCA CENTRAL MACHO CÓNICA BSPT  
- Male tee central BSPT thread

REFERENCIA	T	ØD	I	L1	L2	D1	H1 (HEX)	H2 (HEX)	Peso Weight(g)
IMORTC0601X	R1/8"	6X4	9	22,5	18,5	13	10	12	36
IMORTC0602X	R1/4"	6X4	11	22,5	21	13	10	12	74
IMORTC0801X	R1/8"	8x6	9	22,5	18,5	15,5	10	14	31
IMORTC0802X	R1/4"	8x6	11	22,5	21	15,5	10	14	36
IMORTC1001X	R1/8"	10x8	9	25	18,5	18,5	10	17	36
IMORTC1002X	R1/4"	10x8	11	25	21	18,5	10	17	74
IMORTC1003X	R3/8"	10x8	11,5	27	25	18,5	13	17	70
IMORTC1203X	R3/8"	12x10	11,5	29	25	21,0	13	19	74
IMORTC1204X	R1/2"	12x10	14	32,5	29	21,0	17	19	74

## IMORTCKX

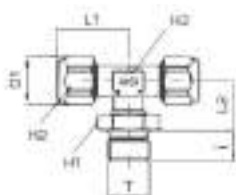


"T" ORIENTABLE ROSCA CENTRAL MACHO CÓNICA BSPT  
- Swivel male tee central BSPT thread

REFERENCIA	T	ØD	I	L1	L2	D1	H1 (HEX)	H2 (HEX)	H3 (HEX)	Peso Weight(g)
IMORTCK0601X	R1/8"	6X4	7,5	22,5	21,5	13	13	12	10	35
IMORTCK0602X	R1/4"	6X4	11	22,5	25,5	13	14	12	10	39
IMORTCK0801X	R1/8"	8x6	7,5	22,5	21,5	15	13	14	10	38
IMORTCK0802X	R1/4"	8x6	11,0	22,5	25,5	15	14	14	10	42
IMORTCK1002X	R1/4"	10x8	11,0	25,0	25,5	18,5	14	17	10	40



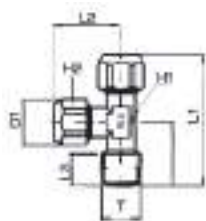
## IMORTCK-GX



"T" ORIENTABLE ROSCA CENTRAL MACHO CILÍNDRICA BSPP  
- Swivel male tee central BSPP thread

REFERENCIA	T	ØD	I	L1	L2	D1	H1 (HEX)	H2 (HEX)	H3 (HEX)	Peso Weight(g)
IMORTCK06-G01X	G1/8"	6X4	8,0	22,5	14,0	13	13	12	10	36
IMORTCK06-G02X	G1/4"	6X4	10	22,5	14,5	13	17	12	10	38
IMORTCK08-G01X	G1/8"	8x6	8	22,5	14	15	13	14	10	37
IMORTCK08-G02X	G1/4"	8x6	10	22,5	14,5	15	17	14	10	41
IMORTCK10-G02X	G1/4"	10x8	10	23,5	14,5	18,5	17	17	10	54

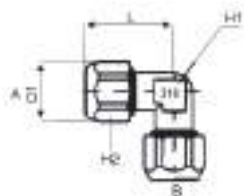
## IMORTLX



"T" ROSCA LATERAL MACHO CÓNICA BSPT  
- Lateral male tee BSPT thread

REFERENCIA	T	ØD	I	L1	L2	L3	D1	H2 (HEX)	H3 (HEX)	Peso Weight(g)
IMORTL0601X	R1/8"	6X4	9,0	41,0	22,5	19	13	10	12	35
IMORTL0602X	R1/4"	6X4	10,5	43,5	22,5	21	13	10	12	40
IMORTL0801X	R1/8"	8x6	9,0	41,0	22,5	19	15	10	14	35
IMORTL0802X	R1/4"	8x6	10,5	43,5	22,5	21	15	10	14	35
IMORTL1001X	R1/8"	10x8	9,0	43,5	25	19	18,5	10	17	35
IMORTL1002X	R1/4"	10x8	10,5	46	25	21	18,5	10	17	40
IMORTL1003X	R3/8"	10x8	11,5	54	29	25	18,5	13	17	70

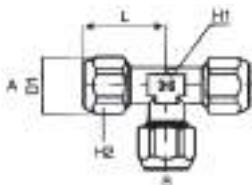
## IMORCX



CODO TUBO  
- Union elbow

REFERENCIA	ØD	L	D1	H1 (HEX)	H2 (HEX)	Peso Weight(g)
IMORC0606X	6X4	22,5	13,0	10	12	29
IMORC0808X	8x6	22,5	13,5	10	12	29
IMORC1010X	10x8	25,0	15,5	10	13	70
IMORC1212X	12x10	29,0	21,0	13	19	40

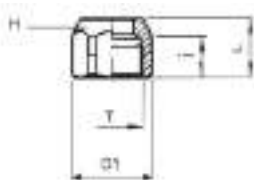
## IMORTX



"T" TUBO  
- Union tee

REFERENCIA	ØD	L	D1	H1 (HEX)	H2 (HEX)	Peso Weight(g)
IMORT0606X	6X4	22,5	13,0	10	12	26
IMORT0808X	8x6	22,5	13,5	10	14	38
IMORT1010X	10x8	25,0	15,5	10	17	29
IMORT1212X	12x10	29,0	21,0	13	19	29

## TMM



TUERCA DE CIERRE  
- Lock nut

REFERENCIA	T/ROSCA	ØD	L	I	D1	H (HEX)	Peso Weight(g)
TM6M101-316	M10x1	6X4	11,5	6	13,1	12	5
TM8M121-316	M12x1	8x6	11,5	6	15,3	14	6
TM10M141-316	M14x1	10x8	13,5	6,5	18,5	17	13
TM12M161-316	M16x1	12x10	14,5	6,5	21,0	19	15

# RACORES DE COMPRESIÓN

**RACORES BICONO LATÓN NIQUELADO DIN 3870 - 3861**  
**RACONES BICONO ACERO INOXIDABLE AISI 316 DIN 2353**

Brass Compression fittings DIN 3870 - 3861  
Stainlees steel AISI 316 compression fittings DIN 2353



## RACOR BICONO EN LATÓN NIQUELADO DIN 3870-3861 BRASS COMPRESSION FITTINGS DIN 3870-3861



**TEMPERATURA DE TRABAJO:** De -20°C a +80°C. LA PRESIÓN MÁXIMA DE TRABAJO Y LA TEMPERATURA DEPENDERÁN DEL TUBO UTILIZADO

**Working Temperature:** From -20°C to +80°C.  
The working pressure & working temperatura depend on the features of the selected tube



**PRESIONES DE TRABAJO:** 60 Bar  
**Working Pressure:** 60 Bar



**APLICACIONES:** AIRE COMPRIMIDO, ACEITE Y FLUIDOS COMPATIBLES CON LOS MATERIALES DE CONSTRUCCIÓN  
**Applications:** Compressed air, oil & fluids suitable with construction materials



**TUBOS UTILIZADOS:**  
**PLÁSTICOS:** Polamida (PA), POLIETILENO (PE), PTFE USANDO REFUERZO INTERIOR NUESTRA REFERENCIA REFBI  
**METÁLICO:** LATÓN, COBRE, ACERO Y ALUMINIO  
**Tubes Used:**  
**Plastic:** Polyamide (PA). Polyethylene (PE), PTFE. plastic tubes only internally reinforced our item REFBI  
**Metal:** brass, copper, steel, aluminum



**MATERIALES DE CONSTRUCCIÓN**  
**Materials Used**

**CUERPO:** LATÓN NIQUELADO UNI EN 12164 CW 614N y LATÓN UNI EN 12165 CW 617N  
**Body:** Nickel plated brass UNI EN 12164 CW 614N y brass UNI EN 12165 CW 617N



**ROSCAS**  
**Threads**

**GAS CÓNICA BSPT ISO 7 DE R1/8" A R1/2"**  
Taper gas BSPT ISO 7 from R1/8" to R1/2"

**GAS CILÍNDRICA BSPP ISO 228 DE 1/8" A 1/2"**  
cylindrical gas BSPP ISO 228 from 1/8" to 1/2"



**CERTIFICACIONES**  
**Certifications**

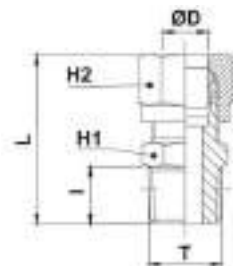


**PRODUCTOS CONFORME A LA DIRECTIVA 2002/95/EC**  
Products in compliance with the directive 2002/95/EC



**PRODUCTOS CONFORME A LA DIRECTIVA 2011/65/EC**  
Products in compliance with the directive 2011/65/EU

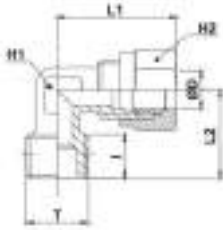
## IMOBRC



RACOR DIRECTO ROSCA MACHO CÓNICA BSPT  
- Male connector BSPT thread

REFERENCIA	T	ØD	I	L1	H1 (HEX)	H2 (HEX)	Peso Weight(g)
IMOBRC0401	R1/8"	4	8,0	27,0	10	10	12
IMOBRC0601	R1/8"	6	8,0	28,0	12	12	16
IMOBRC0602	R1/4"	6	11,0	32,5	14	12	24
IMOBRC0801	R1/8"	8	8,0	29,5	12	14	18
IMOBRC0802	R1/4"	8	11,0	33,0	14	14	24
IMOBRC0803	R3/8"	8	11,5	33,0	17	14	36
IMOBRC1002	R1/4"	10	11,0	37,5	17	19	44
IMOBRC1003	R3/8"	10	11,5	38,0	17	19	50
IMOBRC1004	R1/2"	10	14,0	40,5	22	19	74
IMOBRC1203	R3/8"	12	11,5	39,0	19	22	58
IMOBRC1204	R1/2"	12	14,0	41,0	22	22	78
IMOBRC1404	R1/2"	14	14,0	42,5	22	27	102
IMOBRC1504	R1/2"	15	14,0	42,5	22	27	96
IMOBRC1604	R1/2"	16	14,0	42,0	24	30	112
IMOBRC1804	R1/2"	18	14,0	43,0	26	32	126

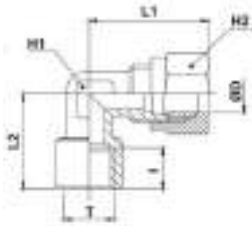
## IMOBL



CODO ROSCA MACHO CÓNICA BSPT  
- Male elbow BSPT thread

REFERENCIA	T	ØD	I	L1	L2	H1 (HEX)	H2 (HEX)	Peso Weight(g)
IMOBL0401	R1/8"	4	8,0	21,0	16,0	9	10	14
IMOBL0601	R1/8"	6	8,0	22,0	16,0	9	12	16
IMOBL0602	R1/4"	6	11,0	24,5	20,0	11	12	24
IMOBL0801	R1/8"	8	8,0	24,0	17,0	11	14	22
IMOBL0802	R1/4"	8	11,0	24,0	20,0	11	14	26
IMOBL0803	R3/8"	8	11,5	27,0	24,0	13	14	36
IMOBL1002	R1/4"	10	11,0	32,0	23,5	13	19	48
IMOBL1003	R3/8"	10	11,5	32,0	24,0	13	19	52
IMOBL1004	R1/2"	10	14,0	34,0	28,5	15	19	66
IMOBL1203	R3/8"	12	11,5	34,5	25,5	15	22	69
IMOBL1204	R1/2"	12	14,0	34,5	28,5	15	22	74
IMOBL1404	R1/2"	14	14,0	38,0	30,0	17	27	106
IMOBL1504	R1/2"	15	14,0	38,0	30,0	17	27	100
IMOBL1604	R1/2"	16	14,0	39,5	31,5	19	30	124
IMOBL1804	R1/2"	18	14,0	44,0	34,0	22	32	156

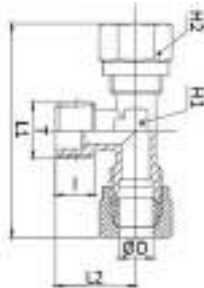
## IMOBLH



CODO ROSCA HEMBRA CILÍNDRICA BSPP  
- Female elbow BSPP thread

REFERENCIA	T	ØD	I	L1	L2	H1 (HEX)	H2 (HEX)	Peso Weight(g)
IMOBLH0401	G1/8"	4	8	22,0	20,0	9	10	18
IMOBLH0601	G1/8"	6	8	24,0	20,0	9	12	20
IMOBLH0602	G1/4"	6	11	27,0	25,5	13	12	39
IMOBLH0801	G1/8"	8	8	24,0	20,0	11	14	26
IMOBLH0802	G1/4"	8	11	27,5	25,5	13	14	40

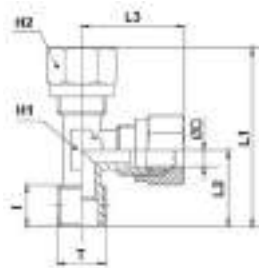
## IMOBT



"T" ROSCA MACHO CENTRAL CÓNICA BSPT  
- Male tee central BSPT thread

REFERENCIA	T	ØD	I	L1	L2	H1 (HEX)	H2 (HEX)	Peso Weight(g)
IMOBT0401	R1/8"	4	8,0	42	16,0	9	10	22
IMOBT0601	R1/8"	6	8,0	46	16,0	9	12	26
IMOBT0602	R1/4"	6	11,0	48	20,0	11	12	34
IMOBT0801	R1/8"	8	8,0	48	17,0	11	14	34
IMOBT0802	R1/4"	8	11,0	48	20,0	11	14	38
IMOBT0803	R3/8"	8	11,5	54	24,0	13	14	52
IMOBT1002	R1/4"	10	11,0	64	23,5	13	19	80
IMOBT1003	R3/8"	10	11,5	64	24,0	13	19	84
IMOBT1203	R3/8"	12	11,5	69	25,5	15	22	108
IMOBT1204	R1/2"	12	14,0	69	28,5	15	22	118
IMOBT1404	R1/2"	14	14,0	76	30,0	17	27	176
IMOBT1504	R1/2"	15	14,0	76	30,0	17	27	170
IMOBT1604	R1/2"	16	14,0	79	31,5	19	30	212
IMOBT1804	R1/2"	18	14,0	88	34,0	22	32	256

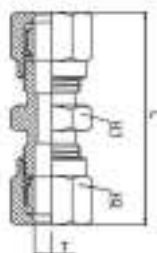
## IMOBST



"T" ROSCA LATERAL MACHO CÓNICA BSPT  
- Lateral male tee BSPT thread

REFERENCIA	T	ØD	I	L1	L2	L3	H1 (HEX)	H2 (HEX)	Peso Weight(g)
IMOBST0401	R1/8"	4	8,0	37,0	16,0	21,0	9	10	22
IMOBST0601	R1/8"	6	8,0	39,0	16,0	23,0	9	10	26
IMOBST0602	R1/4"	6	11,0	44,5	20,0	24,5	11	12	34
IMOBST0801	R1/8"	8	8,0	41,0	17,0	24,0	11	14	34
IMOBST0802	R1/4"	8	11,0	44,0	20,0	24,0	11	14	38
IMOBST0803	R3/8"	8	11,5	51,0	24,0	27,0	13	14	52
IMOBST1002	R1/4"	10	11,0	55,5	23,5	32,0	13	19	80
IMOBST1003	R3/8"	10	11,5	56,0	24,0	32,0	13	19	84
IMOBST1203	R3/8"	12	11,5	60,0	25,5	34,5	15	22	110
IMOBST1204	R1/2"	12	14,0	63,0	28,5	34,5	15	22	118
IMOBST1404	R1/2"	14	14,0	68,0	30,0	38,0	17	27	176
IMOBST1504	R1/2"	15	14,0	68,0	30,0	38,0	17	27	170
IMOBST1604	R1/2"	16	14,0	71,0	31,5	39,5	19	30	210
IMOBST1804	R1/2"	18	14,0	78,0	34,0	44,0	22	32	256

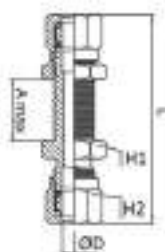
## IMOBUC



UNIÓN RECTA TUBO  
- Union connector

REFERENCIA	ØD	L	H1 (HEX)	H2 (HEX)	Peso Weight(g)
IMOBUC04	4	33,5	10	10	16
IMOBUC06	6	36,5	12	12	25
IMOBUC08	8	38,5	14	14	28
IMOBUC10	10	47,5	17	19	66
IMOBUC12	12	50,5	19	22	93
IMOBUC14	14	55,5	24	27	148
IMOBUC15	15	55,5	24	27	140
IMOBUC16	16	58,0	24	30	177
IMOBUC18	18	60,0	26	32	198

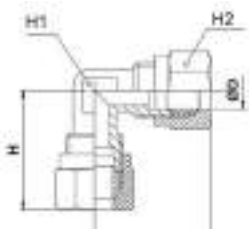
## IMOBMM



PASATABIQUES TUBO  
- Bulkhead connector

REFERENCIA	ØD	A	L	H1 (HEX)	H2 (HEX)	Peso Weight(g)
IMOBMM06	6	15,5	51,5	14	12	32
IMOBMM08	8	16,5	55,5	16	14	42
IMOBMM10	10	15,5	62,5	19	19	90
IMOBMM12	12	16,0	64,5	22	22	116
IMOBMM14	14	18,0	69,5	25	27	192
IMOBMM15	15	18,0	69,5	25	27	184

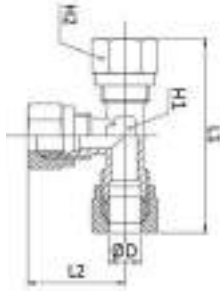
## IMOBUL



CODO TUBO  
- Union elbow

REFERENCIA	ØD	A	L	H1 (HEX)	H2 (HEX)	Peso Weight(g)
IMOBUL04	4	21,0	21,0	9	10	18
IMOBUL06	6	23,0	23,0	9	12	22
IMOBUL08	8	24,0	24,0	11	14	30
IMOBUL10	10	32,0	32,0	13	19	70
IMOBUL12	12	34,5	34,5	15	22	94
IMOBUL14	14	38,0	38,0	17	27	152
IMOBUL15	15	38,0	38,0	17	27	144
IMOBUL16	16	39,5	39,5	19	30	186
IMOBUL18	18	44,0	44,0	22	32	228

## IMOBUT



"T" TUBO  
- Union tee

REFERENCIA	ØD	A MAX	L	H1 (HEX)	H2 (HEX)	Peso Weight(g)
IMOBUT04	4	42	21,0	9	10	26
IMOBUT06	6	46	23,0	9	12	30
IMOBUT08	8	48	24,0	11	14	42
IMOBUT10	10	64	32,0	13	19	102
IMOBUT12	12	69	34,5	15	22	136
IMOBUT14	14	76	38,0	17	27	226
IMOBUT15	15	76	38,0	17	27	208
IMOBUT16	16	79	39,5	19	30	272
IMOBUT18	18	88	44,0	22	32	330

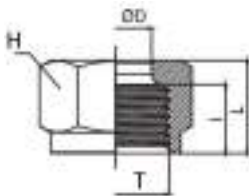
## IMOBRCF



RACOR DIRECTO ROSCA HEMBRA CILÍNDRICA BSPP  
- Female connector BSPP thread

REFERENCIA	T	ØD	I	L	H1 (HEX)	H2 (HEX)	Peso Weight(g)
IMOBRCF0401	G1/8"	4	8,0	24,5	14	10	16
IMOBRCF0601	G1/8"	6	8,0	26,0	14	12	17
IMOBRCF0602	G1/4"	6	11,0	30,5	17	12	26
IMOBRCF0801	G1/8"	8	8,0	26,5	14	14	20
IMOBRCF0802	G1/4"	8	11,0	31,0	17	14	28
IMOBRCF0803	G3/8"	8	11,5	31,0	20	14	32
IMOBRCF1002	G1/4"	10	11,0	35,5	17	19	46
IMOBRCF1003	G3/8"	10	11,5	36,5	20	19	50
IMOBRCF1203	G3/8"	12	11,5	37,0	20	22	58
IMOBRCF1204	G1/2"	12	15,0	38,5	24	22	70
IMOBRCF1404	G1/2"	14	15,0	40,0	24	27	98
IMOBRCF1504	G1/2"	15	15,0	40,5	24	27	94
IMOBRCF1604	G1/2"	16	16,0	41,5	24	30	110
IMOBRCF1804	G1/2"	18	16,0	43,0	24	32	134

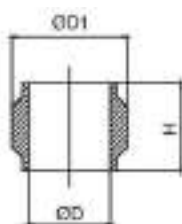
## IMOTUBI



TUERCA PARA BICONO  
- Locking nut

REFERENCIA	T	ØD	I	L	H (HEX)	Peso Weight(g)
IMOTUBI-04	M8x1	4	7,5	11,0	10	4,2
IMOTUBI-06	M10x1	6	8,5	11,5	12	5,4
IMOTUBI-08	M12x1	8	9,0	12,0	14	7,0
IMOTUBI-10	M16x1,5	10	11,5	15,5	19	18,2
IMOTUBI-12	M18x1,5	12	11,5	15,5	22	25,0
IMOTUBI-14	M22x1,5	14	12,0	17,5	27	44,3
IMOTUBI-15	M22x1,5	15	12,0	17,0	27	41,1
IMOTUBI-16	M24x1,5	16	12,0	17,5	30	55,6
IMOTUBI-18	M26x1,5	18	12,5	18,5	32	64,2

## BICONO



BICONO  
- Ogive

REFERENCIA	ØD1	ØD2	L	Peso Weight(g)
BICONO04	4	6	6,0	0,45
BICONO06	6	8	7,0	0,82
BICONO08	8	10	7,0	1,12
BICONO10	10	13	10,0	3,32
BICONO12	12	15	10,0	3,80
BICONO14	14	17	10,0	4,40
BICONO15	15	18	10,0	4,76
BICONO16	16	19	10,0	5,04
BICONO18	18	21	10,5	5,92








## REFBI



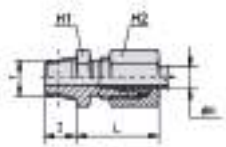
REFUERZO INTERIOR PARA TUBERÍA  
- Internal support bush

REFERENCIA	ØD1	ØD2	L	Peso Weight(g)
REFBI-04-25	2,5	3,5	10	0,2
REFBI-06-04	4,0	5,5	12	0,6
REFBI-08-55	5,5	6,7	11	0,7
REFBI-08-06	6,0	7,5	13	1,0
REFBI-10-08	8,0	9,5	14	1,4
REFBI-12-10	10,0	11,5	16	2,2
REFBI-14-11	11,0	12,0	15	2,1
REFBI-14-12	12,0	13,5	16	2,6
REFBI-15-125	12,5	14,5	17	2,8
REFBI-16-13	13,0	14,0	15	2,5
REFBI-16-14	14,0	15,5	18	3,4

# RACORES BICONO EN ACERO INOXIDABLE AISI 316 - DIN 2353 COMPRESSION FITTINGS STAINLESS STEEL AISI 316 - DIN 2353

 <p><b>TEMPERATURA DE TRABAJO:</b> De -60°C A +400°C. DEPENDIENDO DEL TUBO USADO <b>Working Temperature:</b> From -60°C to +400°C. Depends on the features of selected tube</p>	 <p><b>MATERIALES DE CONSTRUCCIÓN</b> Materials Used</p>
 <p><b>PRESIONES DE TRABAJO:</b> DIÁMETROS 6 A 18 MM: 315 BAR. DIÁMETROS 22 Y 28 MM: 160 BAR. <b>Working Pressure:</b> Diameters. 6 a 18 mm: 315 Bar. Diameters 22 y 28 mm: 160 Bar</p>	<p><b>CUERPO Y TUERCA DE APRIETE:</b> ACERO INOXIDABLE AISI 316 <b>Body &amp; lock nut:</b> Stainless steel AISI 316</p>
 <p><b>APLICACIONES:</b> AIRE COMPRIMIDO, ACEITE, AGUA, PRODUCTOS QUÍMICOS Y FLUIDOS COMPATIBLES CON LOS MATERIALES DE CONSTRUCCIÓN, SISTEMAS NEUMÁTICOS E HIDRÁULICOS. INDUSTRIA DEL AUTOMÓVIL, PETROLÍFERA, ALIMENTARIA, NAVAL, AMBIENTES CORROSIVOS, ETC. <b>Applications:</b> Compressed air, oil, water, chemicals. Pneumatic and hydraulic systems, fuel heating, automotive industry, chemical, food, nautical and corrosive applications.</p>	<p><b>CUERPO Y TUERCA DE APRIETE:</b> ACERO INOXIDABLE AISI 316 <b>Body &amp; lock nut:</b> Stainless steel AISI 316</p>
 <p><b>TUBOS UTILIZADOS:</b> LAS TEMPERATURAS Y PRESIONES DE TRABAJO, DEPENDERÁN DE LAS ESPECIFICACIONES DE LAS TUBERÍAS UTILIZADAS. ESTOS RACORES SON APTOS PARA TRABAJAR CON TUBO RÍGIDO EN ACERO INOXIDABLE AISI 316 Y TUBERÍA FLEXIBLE CON REFUERZO INTERIORES REFBI-X. <b>Tubes Used:</b> The working pressure &amp; temperature depend on the features of the select tube. Metal tubes stainless steel AISI 316. Plastic tubes only internally reinforced our item REFBI-X</p>	<p><b>BICONO:</b> ACERO INOXIDABLE AISI 316 ENDURECIDO AL CARBONO <b>Ogive:</b> Stainless steel AISI 316 with carbonized hardening treatment</p>
	 <p><b>ROSCAS</b> Threads</p>
	<p><b>GAS CÓNICA BSPT ISO 7 R1/8" A R1"</b> Taper gas BSPT ISO 7 from R1/8" a R1"</p>
	<p><b>GAS CILÍNDRICA BSPP ISO 228 G1/8" A G1"</b> Cylindrical gas BSPP ISO 228 from G1/8" to G1"</p>
	 <p><b>CERTIFICACIONES</b> Certifications</p>
	 <p><b>PRODUCTOS CONFORME A LA DIRECTIVA 2002/95/EC</b> Products in compliance with the directive 2002/95/EC</p>
	 <p><b>PRODUCTOS CONFORME A LA DIRECTIVA 2011/65/EC</b> Products in compliance with the directive 2011/65/EC</p>

## IMOBRC-X

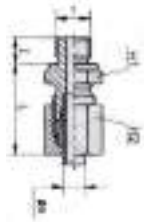


RACOR DIRECTO ROSCA MACHO CÓNICA BSPT  
- Male connector BSPT thread

REFERENCIA	T	ØD	I	L	H1 (HEX)	H2 (HEX)	Peso Weight(g)
IMOBRC0601L-X	R1/8"	6	10	23	12	14	24
IMOBRC0602L-X	R1/4"	6	13	24	17	14	39
IMOBRC0801L-X	R1/8"	8	10	25	14	17	30
IMOBRC0802L-X	R1/4"	8	13	25	17	17	42
IMOBRC0803L-X	R3/8"	8	13	26	19	17	60
IMOBRC0804L-X	R1/2"	8	16	26	22	17	80
IMOBRC1001L-X	R1/8"	10	10	26	17	19	45
IMOBRC1002L-X	R1/4"	10	13	26	17	19	47
IMOBRC1003L-X	R3/8"	10	13	27	19	19	60
IMOBRC1004L-X	R1/2"	10	16	27	22	19	83
IMOBRC1202L-X	R1/4"	12	13	27	19	22	59
IMOBRC1203L-X	R3/8"	12	13	27	19	22	65
IMOBRC1204L-X	R1/2"	12	16	27	22	22	90
IMOBRC1503L-X	R3/8"	15	13	29	24	27	93
IMOBRC1504L-X	R1/2"	15	16	29	24	27	108
IMOBRC1804L-X	R1/2"	18	16	31	27	32	143
IMOBRC1806L-X	R3/4"	18	18	32	32	32	173
IMOBRC2206L-X	R3/4"	22	18	33	32	36	195
IMOBRC2808L-X	R1"	28	20	34	41	41	300



## IMOBRC-G-X



RACOR DIRECTO ROSCA MACHO CILÍNDRICA BSPP  
- Male connector BSPP thread

REFERENCIA	T	ØD	I	L	H1 (HEX)	H2 (HEX)	Peso Weight(g)
IMOBRC06-G01L-X	G1/8"	6	8	23	14	14	25
IMOBRC06-G02L-X	G1/4"	6	12	25	19	14	35
IMOBRC06-G03L-X	G3/8"	6	12	26	22	14	56
IMOBRC08-G01L-X	G1/8"	8	8	24	14	17	31
IMOBRC08-G02L-X	G1/4"	8	12	25	19	17	45
IMOBRC08-G03L-X	G3/8"	8	12	26	22	17	60
IMOBRC08-G04L-X	G1/2"	8	14	27	27	17	90
IMOBRC10-G01L-X	G1/8"	10	8	26	17	19	40
IMOBRC10-G02L-X	G1/4"	10	12	26	19	19	47
IMOBRC10-G03L-X	G3/8"	10	12	27	22	19	60
IMOBRC10-G04L-X	G1/2"	10	14	28	27	19	92
IMOBRC12-G02L-X	G1/4"	12	12	27	19	22	61
IMOBRC12-G03L-X	G3/8"	12	12	27	22	22	65
IMOBRC12-G04L-X	G1/2"	12	14	28	27	22	95
IMOBRC15-G03L-X	G3/8"	15	12	29	24	27	97
IMOBRC15-G04L-X	G1/2"	15	14	29	27	27	115
IMOBRC18-G04L-X	G1/2"	18	14	31	27	32	130
IMOBRC18-G06L-X	G3/4"	18	16	30	32	32	173
IMOBRC22-G06L-X	G3/4"	22	16	33	32	36	180
IMOBRC28-G06L-X	G3/4"	28	16	34	41	41	256
IMOBRC28-G08L-X	G1"	28	18	34	41	41	250

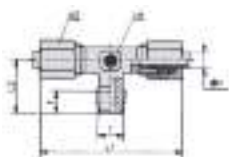
## IMOBL-X



CODO ROSCA MACHO CÓNICA BSPT  
- Male connector BSPT thread

REFERENCIA	T	ØD	I	L1	L2	H1 (Hex)	H2 (Hex)	Peso Weight(g)
IMOBL0601L-X	R1/8"	6	8	27	20	12	14	35
IMOBL0602L-X	R1/4"	6	12	29	26	12	14	36
IMOBL0801L-X	R1/8"	8	8	29	26	12	17	36
IMOBL0802L-X	R1/4"	8	12	29	26	12	17	50
IMOBL0803L-X	R3/8"	8	12	32	28	17	17	62
IMOBL0804L-X	R1/2"	8	14	36	34	19	17	66
IMOBL1001L-X	R1/8"	10	8	30	27	14	19	56
IMOBL1002L-X	R1/4"	10	12	30	27	14	19	60
IMOBL1003L-X	R3/8"	10	12	32	28	17	19	73
IMOBL1004L-X	R1/2"	10	14	36	34	19	19	113
IMOBL1202L-X	R1/4"	12	12	32	28	17	22	73
IMOBL1203L-X	R3/8"	12	12	32	28	17	22	85
IMOBL1204L-X	R1/2"	12	14	36	34	19	22	115
IMOBL1503L-X	R3/8"	15	12	36	34	19	27	125
IMOBL1504L-X	R1/2"	15	14	36	34	19	27	145
IMOBL1804L-X	R1/2"	18	14	40	36	24	32	170
IMOBL1806L-X	R3/4"	18	16	44	42	27	32	185
IMOBL2206L-X	R3/4"	22	16	44	42	27	36	235
IMOBL2808L-X	R1"	28	18	47	48	36	41	375

## IMOBT-X

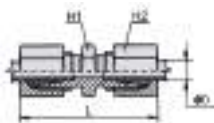


"T" ROSCA MACHO CENTRAL CÓNICA BSPT  
- Male tee BSPT thread

REFERENCIA	T	ØD	I	L1	L2	H1 (Hex)	H2 (Hex)	Peso Weight(g)
IMOBT0601L-X	R1/8"	6	8	54	20	12	14	55
IMOBT0802L-X	R1/4"	8	12	58	26	12	17	75
IMOBT1002L-X	R1/4"	10	12	60	27	14	19	106
IMOBT1203L-X	R3/8"	12	12	64	28	17	22	130
IMOBT1504L-X	R1/2"	15	14	72	34	19	27	220
IMOBT1804L-X	R1/2"	18	14	80	36	24	32	320
IMOBT2206L-X	R3/4"	22	16	88	42	27	36	400
IMOBT2808L-X	R1"	28	18	94	48	36	41	560



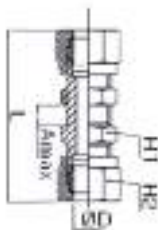
## IMOBUC-X



UNIÓN RECTA TUBO  
- Union connector

REFERENCIA	ØD	L	H1 (HEX)	H2 (HEX)	Peso Weight(g)
IMOBUC06L-X	6	39	12	14	36
IMOBUC08L-X	8	40	14	17	50
IMOBUC10L-X	10	42	17	19	70
IMOBUC12L-X	12	43	19	22	87
IMOBUC15L-X	15	46	24	27	140
IMOBUC18L-X	18	48	27	32	200
IMOBUC22L-X	22	52	32	36	265
IMOBUC28L-X	28	54	41	41	320

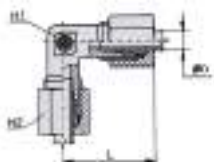
## IMOBMM-X



PASATABIQUES TUBO - TUBO  
- Bulkhead connector

REFERENCIA	ØD	A max	L	H1 (HEX)	H2 (HEX)	Peso Weight(g)
IMOBMM06L-X	6	16	64	17	14	70
IMOBMM08L-X	8	16	65	19	17	85
IMOBMM10L-X	10	16	68	22	19	127
IMOBMM12L-X	12	16	69	24	22	150
IMOBMM15L-X	15	16	73	30	27	230
IMOBMM18L-X	18	16	79	36	32	330
IMOBMM22L-X	22	16	84	41	36	410
IMOBMM28L-X	28	16	87	46	41	530

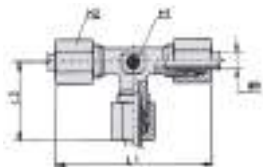
## IMOBUL-X



CODO TUBO - TUBO  
- Union elbow

REFERENCIA	ØD	L	H1 (HEX)	H2 (HEX)	Peso Weight(g)
IMOBUL06L-X	6	27	12	14	42
IMOBUL08L-X	8	29	12	17	58
IMOBUL10L-X	10	30	14	19	77
IMOBUL12L-X	12	32	17	22	98
IMOBUL15L-X	15	36	19	27	160
IMOBUL18L-X	18	40	24	32	240
IMOBUL22L-X	22	44	27	36	320
IMOBUL28L-X	28	47	36	41	424

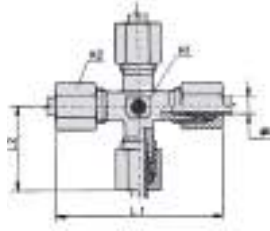
## IMOBUT-X



"T" TUBO  
- Union tee

REFERENCIA	ØD	L1	L2	H1 (HEX)	H2 (HEX)	Peso Weight(g)
IMOBUT06L-X	6	54	27	12	14	63
IMOBUT08L-X	8	58	29	12	17	85
IMOBUT10L-X	10	60	30	14	19	115
IMOBUT12L-X	12	64	32	17	22	150
IMOBUT15L-X	15	72	36	19	27	245
IMOBUT18L-X	18	80	40	24	32	358
IMOBUT22L-X	22	88	44	27	36	479
IMOBUT28L-X	28	94	47	36	41	745

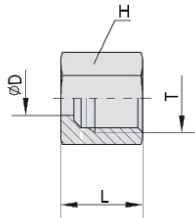
## IMOBZ-X



CRUZ TUBO  
- Union cross junction

REFERENCIA	Ø D	L1	L2	H1 (HEX)	H2 (HEX)	Peso Weight(g)
IMOBZ06L-X	6	54	27	12	14	78
IMOBZ08L-X	8	58	29	12	17	110
IMOBZ10L-X	10	60	30	14	19	157
IMOBZ12L-X	12	64	32	17	22	195
IMOBZ15L-X	15	72	36	19	27	315
IMOBZ18L-X	18	80	40	24	32	487
IMOBZ22L-X	22	88	44	27	36	730
IMOBZ28L-X	28	94	47	36	41	1015

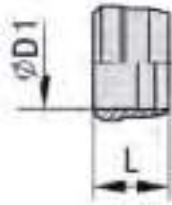
## IMOTUBI-X



TUERCA PARA BICONO  
- Locking nut

REFERENCIA	T	Ø D	L	H (HEX)	Peso Weight(g)
IMOTUBI-06L-X	M12X1,5	6	14,5	14	9
IMOTUBI-08L-X	M14x1,5	8	14,5	17	12
IMOTUBI-10L-X	M16x1,5	10	15,5	19	21
IMOTUBI-12L-X	M18x1,5	12	15,5	22	24
IMOTUBI-15L-X	M22x1,5	15	17,0	27	39
IMOTUBI-18L-X	M26x1,5	18	18,0	32	59
IMOTUBI-22L-X	M30X2	22	20,0	36	79
IMOTUBI-28L-X	M36X2	28	21,0	41	84

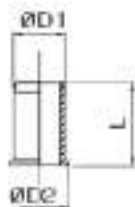
## BICONO-X



BICONO  
- Ogive

REFERENCIA	Ø D	L	Peso Weight(g)
BICONO06L-X	6	9,5	1,3
BICONO08L-X	8	9,5	1,9
BICONO10L-X	10	10,0	2,4
BICONO12L-X	12	10,0	3,1
BICONO15L-X	15	10,0	4,1
BICONO18L-X	18	10,5	4,6
BICONO22L-X	22	11,0	6,0
BICONO28L-X	28	11,0	7,5

## REFBI-X



REFUERZO INTERIOR PARA TUBERÍA FLEXIBLE  
- Internal support bush for flexible tubes

REFERENCIA	D1	D2	L	Peso Weight(g)
REFBI-04-25-X	2,5	3,3	8	x
REFBI-06-04-X	4,0	4,8	10	x
REFBI-08-06-X	6,0	7,0	11	x
REFBI-10-08-X	8,0	9,0	12	1
REFBI-12-10-X	10,0	11	14	x
REFBI-14-12-X	12,0	13	15	x
REFBI-18-14-X	14,0	15	16	x

# RACORES PUSH LOCK

## ACERO Y LATÓN

Steel & brass Push Lock fittings

# RACOR PUSH LOCK CONNECTORS PUSH LOCK FOR SELF FASTENING TUBES



### TEMPERATURA DE TRABAJO:

DEPENDIENDO DEL TUBO USADO

**Working Temperature:** Depends on the features of selected tube



**PRESIONES DE TRABAJO:** DEPENDIENDO DEL LAS ESPECIFICACIONES DE TUBERÍA

**Working Pressure:** Depending on the Pipe Specifications



**APLICACIONES:** AIRE COMPRIMIDO, AGUA CALEINTE Y FRIA, MAQUINARIA DE LIMPIEZA Y CIRCUITOS DE BAJA PRESIÓN ROBOTICA. FACIL DE EMSAMBLAR SIN NECESIDAD DE TUERCAS O ABRAZADERAS.

**Applications:** Compressed air, cold & heat water, washings machines and low pressure circuits, pneumatics systems and return circuits

Easy assembling. It can be mounted without ring clamps.



**TUBOS UTILIZADOS:** TUBERÍA AUTOAJUNTABLE CON REFUERZO DE POLIESTER.

**Tubes Used:** Self fastening tube with polyester fiber



### MATERIALES DE CONSTRUCCIÓN

Materials Used

**REFERENCIAS 3467TR Y 3468TRM:** LATÓN UNI EN 12164 CW 614N

**Reference 3467TR & 3468TRM:** Yellow brass UNI EN 12164 CW 614N

**3470TR, 3471TR, 3472TR Y 3474TR:** ACERO GALVANIZADO

**3470TR, 3471TR, 3472TR y 3474TR:** Galvanized steel.



### ROSCAS

Threads

**GAS CÓNICA BSPT ISO 7 R1/8" A R1"**

Taper gas BSPT ISO 7 from R1/8" a R1"

**GAS CILÍNDRICA BSPP ISO 228 G1/8" A G1"**

Cylindrical gas BSPP ISO 228 from G1/8" to G1"

## 3470TR



RACOR DIRECTO ESPIGA-ROSCA HEMBRA CILÍNDRICA BSPP CON ASIENTO A 60° EN ACERO GALVANIZADO

- Steel straight female ogival seat 60° BSPP thread for self fastening tube

REFERENCIA	ROSCA HEMBRA BSPP	Ø EXTERIOR ESPIGA	HEXAGONO (E/C MM)	LONGITUD
3470TR14	G1/4"	9,0	19	37,2
3470TR38	G3/8"	11,7	20	44,2
3470TR12	G1/2"	15,0	27	51,5
3470TR34	G3/4"	21,4	32	68,2

## 3471TR



CURVA A 45° ESPIGA-ROSCA HEMBRA CILÍNDRICA BSPP CON ASIENTO A 60° EN ACERO GALVANIZADO

- Steel elbow 45° ogival 60° seat welded BSPP thread for self fastening tube

REFERENCIA	ROSCA HEMBRA BSPP	Ø EXTERIOR ESPIGA	HEXÁGONO (E/C MM)
3471TR14	G1/4"	9,0	19
3471TR38	G3/8"	11,7	22
3471TR12	G1/2"	15,0	27
3471TR34	G3/4"	21,4	32


### 3472TR



CURVA 90° ESPIGA-ROSCA HEMBRA CILÍNDRICA BSPP CON ASIENTO A 60° EN ACERO GALVANIZADO  
 - Steel elbow 90° ogival 60° seat welded bspp thread for self fastening tube

REFERENCIA	ROSCA HEMBRA BSPP	Ø EXTERIOR ESPIGA	HEXÁGONO (E/C MM)
3472TR14	G1/4"	9,0	19
3472TR38	G3/8"	11,7	22
3472TR12	G1/2"	15,0	27
3472TR34	G3/4"	21,4	32

### 3474TR



MACHÓN CÓNICA BSPT - CILÍNDRICA BSPP CON ASIENTO A 60° EN ACERO GALVANIZADO  
 - Steel straight adapter BSPT/BSPP thread with ogival seat for self fastening tube.

REFERENCIA	ROSCA BSPP (MACHO CILÍNDR.)	HEXÁGONO (E/C MM)	LONGITUD
3474TR14	G 1/4"	19	33,0
3474TR38	G 3/8"	22	39,0
3474TR12	G 1/2"	27	43,0
3474TR34	G 3/4"	32	46,5

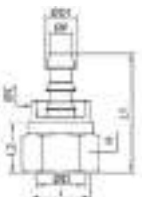
### 3467TR



RACOR DIRECTO ESPIGA-ROSCA MACHO BSPP EN LATÓN AMARILLO  
 - Yellow brass male BSPP thread for self fastening tube

REFERENCIA	ROSCA MACHO BSPP	Ø EXTERIOR ESPIGA	LONGITUD
3467TR1814	G1/8"	6,3	31,5
3467TR1414	G1/4"	6,3	35,0
3467TR1438	G1/4"	9,5	39,1
3467TR3838	G3/8"	9,5	42,5
3467TR3812	G3/8"	12,7	46,5
3467TR1212	G1/2"	12,7	48,5
3467TR1258	G1/2"	15,9	56,5
3467TR3458	G3/4"	15,9	58,5
3467TR3434	G3/4"	19,1	65,3

### 3468TR



RACOR DIRECTO ESPIGA-ROSCA HEMBRA METRICA EN LATÓN AMARILLO  
 - Yellow brass Female Metric thread for self fastening tube.

REFERENCIA	ROSCA HEMBRA MÉTRICA	Ø EXTERIOR ESPIGA	HEXÁGONO (E/C MM)	LONGITUD
3468TRM1014	M10x1	6,3	13	33,5
3468TRM1214	M12x1	6,3	14	34,5
3468TRM1614	M16x1,5	6,3	19	35,8
3468TRM1638	M16x1,5	9,5	19	39,3
3468TRM2038	M20x1,5	9,5	24	39,3
3468TRM2012	M20x1,5	12,7	24	44,0
3468TRM2212	M22x1,5	12,7	27	45,0
3468TRM2412	M24x1,5	12,7	30	47,0
3468TRM2458	M24x1,5	15,9	30	58,5
3468TRM3034	M30x1,5	19,1	36	62,0



# RACORES ROSCADOS Y ACCESORIOS

**LATÓN NIQUELADO**  
**NYLON**  
**ACERO INOXIDABLE AISI 316 Y 303**  
**ACERO INOXIDABLE MICROFUSIÓN**  
**DISTRIBUIDORES DE ALUMINIO**  
**RACORES FIJOS Y GIRATORIOS PARA TUBERÍA**  
**SILENCIADORES**

---

Nickel plated brass  
Barb nylon  
Stainless steel AISI 316 y AISI 303  
Stainless steel microcast  
Distribution manifolds in alumimium  
Joint for spiral hoses  
Silencers



# ACCESORIOS ROSCADOS EN LATÓN NIQUELADO

## Brass standard fittings



**TEMPERATURA DE TRABAJO:** DE -20°C A +100°C  
DEPENDIENDO DEL TUBO UTILIZADO

**Working temperature:** -20°C UP TO +100°C  
depends on the features of selected tube.



**PRESIONES DE TRABAJO:** 60 BAR.  
DEPENDIENDO DEL TUBO UTILIZADO.

**Working Pressure:** 60 Bar  
Depends on selected tube



**APLICACIONES:** AIRE COMPRIMIDO AGUA Y ACEITE.  
FLUIDOS COMPATIBLES CON LOS MATERIALES DE CONSTRUCCIÓN.  
GRAN RESISTENCIA MECÁNICA.

**Applications:** Compressed Air, water and oil. Fluids suitable with constructions materials. Great mechanical resistance.



**CERTIFICACIONES**  
Certifications



**PRODUCTOS CONFORME A LA DIRECTIVA 2002/95/EC**  
Products in compliance with the directive 2002/95/EC



**PRODUCTOS CONFORME A LA DIRECTIVA 2011/65/EC**  
Products in compliance with the directive 2011/65/EU



**MATERIALES DE CONSTRUCCIÓN**  
Materials Used

**LATÓN NIQUELADO UNI EN 12164 CW 614N Y UNI EN 12165 CW 617N**  
Brass nickel plated UNI EN 12164 CW 614N & UNI EN 12165 CW 617N



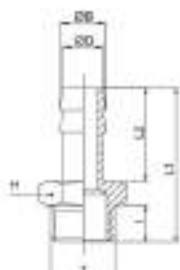
**ROSCAS**  
Threads

**GAS CÓNICA BSPT** según ISO 7 R1/8" hasta R1"  
Taper gas BSPT ISO 7 R 1/8" to R1"

**GAS CILÍNDRICA BSPP ISO 228 G1/8" A G1"**  
Cylindrical gas BSPP ISO 228 G1/8" to G1"

**MÉTRICA ISO 262 M5, M6**  
Metric ISO 262 M5, M6

## IMO-M-E

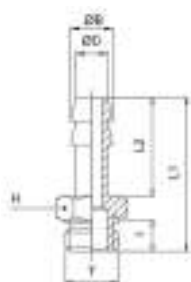


ADAPTADOR ROSCA MACHO CILÍNDRICO BSPP PARA ESPIGA  
- Male barb connector BSPP thread

REFERENCIA	T	ØD	I	L1	L2	H (HEX)	ØB Cresta	Peso Weight(g)
IMO18M-E06	G1/8"	6	6	29,5	19	12	6,15	8
IMO14M-E06	G1/4"	6	8	32,0	19	14	6,15	12
IMO18M-E08	G1/8"	8	6	29,5	19	12	8,15	8
IMO14M-E08	G1/4"	8	8	32,0	19	14	8,15	14
IMO38M-E08	G3/8"	8	9	33,0	19	19	8,15	22
IMO38M-E09	G3/8"	9	9	33,0	19	19	9,2	22
IMO18M-E10	G1/8"	10	6	30,5	20	12	10,2	10
IMO14M-E10	G1/4"	10	8	33,0	20	14	10,2	14
IMO38M-E10	G3/8"	10	9	34,0	20	19	10,2	23
IMO14M-E12	G1/4"	12	8	33,0	20	14	12,2	16
IMO38M-E12	G3/8"	12	9	34,0	20	19	12,2	24
IMO12M-E12	G1/2"	12	10	35,5	20	22	12,2	32
IMO38M-E14	G3/8"	14	9	36,0	22	19	14,25	26
IMO12M-E14	G1/2"	14	10	37,5	22	22	14,25	34
IMO12M-E17	G1/2"	17	10	39,5	24	22	17,3	38
IMO34M-E18	G3/4"	18	11	41,5	24	30	18,5	58
IMO12M-E20	G1/2"	20	10	39,5	24	22	20,6	40
IMO34M-E20	G3/4"	20	11	41,5	24	30	20,6	60

## IMO-MJ-E

ADAPTADOR ROSCA MACHO CILÍNDRICA BSPP CON JUNTA TÓRICA PARA ESPIGA  
- Male barb connector BSPP thread with OR



REFERENCIA	T	ØD	I	L1	L2	H (HEX)	ØB Cresta	Peso Weight(g)
IMO18MJ-E06	G1/8"	6	6,5	30,0	19	14	6,15	10
IMO14MJ-E06	G1/4"	6	8,0	32,0	19	17	6,15	16
IMO18MJ-E07	G1/8"	7	6,5	30,0	19	14	7,15	10
IMO14MJ-E07	G1/4"	7	8,0	32,0	19	17	7,15	16
IMO18MJ-E08	G1/8"	8	6,5	30,0	19	14	8,15	12
IMO14MJ-E08	G1/4"	8	8,0	32,0	19	17	8,15	17
IMO18MJ-E09	G1/8"	9	6,5	30,0	19	14	9,2	14
IMO14MJ-E09	G1/4"	9	8,0	32,0	19	17	9,2	16
IMO38MJ-E09	G3/8"	9	9,0	33,0	19	20	9,2	22
IMO14MJ-E12	G1/4"	12	8,0	33,0	20	17	12,2	18
IMO38MJ-E12	G3/8"	12	9,0	34,0	20	20	12,2	24
IMO12MJ-E12	G1/2"	12	10,0	35,5	20	24	12,2	35
IMO38MJ-E17	G3/8"	17	9,0	38,0	24	20	17,3	30
IMO12MJ-E17	G1/2"	17	10,0	39,5	24	24	17,3	42

## IMO-MR-E

ADAPTADOR ROSCA MACHO CÓNICA BSPT Y ESPIGA  
- Male barb connector BSPT thread



REFERENCIA	T	ØD	I	L1	L2	H (HEX)	ØB Cresta	Peso Weight(g)
IMO18MR-E06	R1/8"	6	8,0	31,5	19	12	6,2	8
IMO14MR-E06	R1/4"	6	11,0	35,0	19	14	6,2	14
IMO18MR-E08	R1/8"	8	8,0	31,5	19	12	8,2	10
IMO14MR-E08	R1/4"	8	11,0	35,0	19	14	8,2	14
IMO14MR-E10	R1/4"	10	11,0	36,0	20	14	10,2	16
IMO38MR-E10	R3/8"	10	11,5	36,5	20	17	10,2	22
IMO12MR-E10	R1/2"	10	14,0	39,5	20	22	10,2	32
IMO38MR-E12	R3/8"	12	11,5	36,5	20	17	12,2	22
IMO12MR-E12	R1/2"	12	14,0	39,5	20	22	12,2	34
IMO12MR-E14	R1/2"	14	14,0	41,5	22	22	14,3	36
IMO12MR-E17	R1/2"	17	14,0	43,5	24	22	17,3	40
IMO34MR-E18	R3/4"	18	16,5	47,0	24	27	18,3	62
IMO34MR-E20	R3/4"	20	16,5	46,5	24	27	20,45	60
IMO01MR-E25	R1"	25	19,0	56,0	30	34	25,50	114

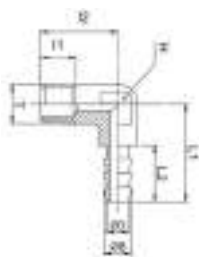
## IMO-H-E

ADAPTADOR ROSCA HEMBRA, CILÍNDRICA BSPP Y ESPIGA  
- Female barb connector BSPP thread



REFERENCIA	T	ØD	I	L1	L2	H (HEX)	ØB Cresta	Peso Weight(g)
IMO14H-E07	G1/4"	7	10,0	45,5	32,5	17	7,1	11
IMO18H-E08	G1/8"	8	8,0	38,5	28,0	12	8,1	10
IMO14H-E08	G1/4"	8	10,0	45,0	32,0	17	8,1	13
IMO14H-E10	G1/4"	10	11,0	32,5	20,0	15	10,1	16
IMO38H-E10	G3/8"	10	11,5	33,0	20,0	19	10,1	22
IMO14H-E12	G1/4"	12	10,0	45,1	32,1	17	12,15	17
IMO38H-E12	G3/8"	12	11,5	33,0	20,0	19	12,15	24
IMO12H-E12	G1/2"	12	14,0	36,0	20,0	24	12,15	36
IMO12H-E14	G1/2"	14	14,0	38,0	22,0	24	14,15	40
IMO12H-E16	G1/2"	16	14,0	38,0	22,0	24	16,15	42

## CODO-M-E



CODO ROSCA MACHO CÓNICA BSPT Y ESPIGA.  
- Male elbow barb connector BSPT thread

REFERENCIA	T	ØD	l1	l2	L1	L2	H (Hex)	ØB Cresta	Peso Weight(g)
CODO 1M-E06	R1/8"	6	8	18,5	22,5	14	8	6,2	10
CODO 2M-E06	R1/4"	6	11	23,0	23,0	14	9	6,2	16
CODO 1M-E07	R1/8"	7	8	18,5	22,5	14	8	7,2	10
CODO 2M-E07	R1/4"	7	12	23,0	23,0	14	9	7,2	16

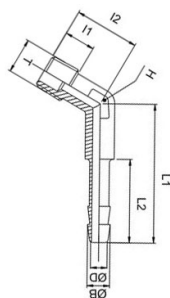
## CODO-M-EL



CODO ROSCA MACHO CÓNICA BSPT ESPIGA LARGA  
- Long male elbow barb connector BSPT thread

REFERENCIA	T	ØD	l1	l2	L1	L2	H (HEX)	ØB Cresta	Peso Weight(g)
CODO 1M-E06L	R1/8"	6	8	18,5	38	22	8	6,2	14
CODO 1M-E07L	R1/8"	7	11	22	32,5	14	9	7,2	16

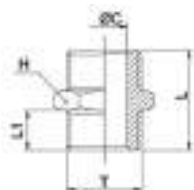
## CODO120-M-E



CODO 120° ROSCA MACHO CÓNICA BSPT ESPIGA LARGA  
- Long male elbow 120° barb connector BSPT thread.

REFERENCIA	T	ØD	l1	l2	L1	L2	H (HEX)	ØB Cresta	Peso Weight(g)
CODO120 1M-E07	R1/8"	7	8	18,5	38	23	8	7,2	12

## IMO-M-M-C



ADAPTADOR ROSCA MACHO CILÍNDRICA BSPP Y MÉTRICA  
- Nipple BSPP and metric thread

REFERENCIA	T1	T2	B	ØC	ØD	L1	L2	H (HEX)	Peso Weight(g)
IMOM5M-M5M	M5		2,5		11,0	4		8	1
IMO18M-18M-C	G1/8"		6,0		18,5	7		14	9
IMO14M-14M-C	G1/4"		8,5		21,0	8		17	15
IMO38M-38M-C	G3/8"		11,5		23,0	9		19	21
IMO12M-12M-C	G1/2"		15,0		25,0	10		24	34
IMO34M-34M-C	G3/4"		20,0		27,5	11		30	53
IMO01M-01M-C	G1"		26,0		32,0	13		36	84



REDUCCIÓN ROSCA MACHO CILÍNDRICA BSPP Y MÉTRICA  
- Reduced nipple BSPP and metric thread

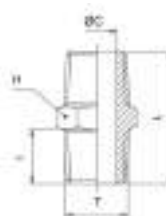
REFERENCIA	T1	T2	B	ØC1	ØC2	L1	L2	H (HEX)	Peso Weight(g)
IMO18M-M5M	G1/8"	M5	2,5	6,0	5,0	6,5	15,5	14	7
IMO18M-14M-C	G1/8"	G1/4"	5,5	8,5	6,5	8,0	19,0	17	14
IMO18M-38M-C	G1/8"	G3/8"	5,5	11,5	6,5	9,0	20,5	19	19
IMO14M-38M-C	G1/4"	G3/8"	8,5	11,5	8,0	9,0	22,0	19	19
IMO14M-12M-C	G1/4"	G1/2"	8,0	15,0	9,0	10,0	24,5	24	35
IMO38M-12M-C	G3/8"	G1/2"	11,0	15,0	9,0	10,0	24,5	24	36
IMO38M-34M-C	G3/8"	G3/4"	11,0	20,0	10,0	11,0	26,5	30	52
IMO12M-34M-C	G1/2"	G3/4"	15,0	20,0	11,0	11,0	27,5	30	52
IMO34M-01M-C	G3/4"	G1"	20,0	25,5	11,0	13,0	30,0	36	71

## IMO-M-M



ADAPTADOR ROSCA MACHO CÓNICA BSPT  
- Reduced nipple BSPT thread

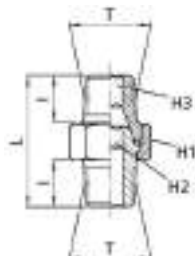
REFERENCIA	T1	T2	ØC1	ØC2	I1	I2	L	H (HEX)	Peso Weight(g)
IMO18M-18M	R1/8"		6,0		7,5		19,0	12	7
IMO14M-14M	R1/4"		8,5		11,0		26,5	14	16
IMO38M-38M	R3/8"		11,5		11,0		27,0	17	23
IMO12M-12M	R1/2"		15,0		12,5		30,5	22	79
IMO34M-34M	R3/4"		20,0		14,0		34,5	27	61
IMO01M-01M	R1"		26,0		15,5		37,0	34	92



REDUCCIÓN ROSCA MACHO CÓNICA BSPT  
- Nipple BSPT thread

REFERENCIA	T1	T2	ØC1	ØC2	I1	I2	L	H (HEX)	Peso Weight(g)
IMO18M-14M	R1/8"	R1/4"	5,5	8,5	7,5	11,0	23,0	14	12
IMO18M-38M	R1/8"	R3/8"	5,5	11,5	7,5	11,0	23,5	17	19
IMO14M-38M	R1/4"	R3/8"	8,5	11,5	10,5	11,0	26,5	17	21
IMO14M-12M	R1/4"	R1/2"	8,0	15,0	10,5	12,5	28,5	22	32
IMO38M-12M	R3/8"	R1/2"	11,0	15,0	10,5	12,5	28,5	22	35
IMO12M-34M	R1/2"	R3/4"	15,0	20,0	12,5	14,0	32,5	27	58
IMO34M-01M	R3/4"	R1"	20,0	25,5	13,0	15,5	35,5	34	91

## IMO-M-M-3P



ENLACE TRES PIEZAS MACHO-MACHO ROSCA CÓNICA BSPT  
- M/M nipple three pieces BSPT thread

REFERENCIA	T	I	L	H1 (HEX)	H2 (HEX)	H3 (HEX)	Peso Weight(g)
IMO18M-18M-3P	R1/8"	9	27,0	15	5	5	59
IMO14M-14M-3P	R1/4"	12	33,5	19	6	6	65
IMO38M-38M-3P	R3/8"	13	36,5	22	8	8	71
IMO12M-12M-3P	R1/2"	16	44,0	27	12	12	86
IMO34M-34M-3P	R3/4"	18	53,0	36	14	14	103
IMO01M-01M-3P	R1"	22	64,0	46	19	19	124

\* Latón sin niquelar

## IMO-M-H-C



ADAPTADOR ROSCA MACHO-HEMBRA CILÍNDRICA BSPP Y MÉTRICA  
- M/F BSPP thread enlarger

REFERENCIA	T1	T2	B	ØC	ØD	I1	I2	E	L	H (HEX)	Peso Weight(g)
IMOM5M-M5H	M5	M5	1,5	2,5	7,5	4,5	5,0	6,5	11,0	8	1
IMOM5M-18H-C	M5	G1/8"	2,0	2,2	13,5	5,0	7,0	11,0	16,0	14	10
IMOM6M-18H-C	M6	G1/8"	2,0	2,7	13,5	6,0	7,0	11,0	17,0	14	10
IMO18M-18H-C	G1/8"	G1/8"	2,0	5,5	13,5	6,5	8,0	11,0	17,5	14	11
IMO18M-14H-C	G1/8"	G1/4"	2,0	5,5	16,5	6,5	10,5	13,5	20,0	17	18
IMO18M-38H-C	G1/8"	G3/8"	2,5	5,5	21,5	6,5	10,5	14,0	20,5	22	33
IMO14M-14H-C	G1/4"	G1/4"	2,0	8,5	16,5	8,0	10,5	13,5	21,5	17	19
IMO14M-38H-C	G1/4"	G3/8"	2,5	8,0	21,5	9,0	10,5	14,0	23,0	22	32
IMO14M-12H-C	G1/4"	G1/2"	3,0	8,0	26,5	9,0	12,5	17,0	26,0	27	51
IMO38M-38H-C	G3/8"	G3/8"	2,5	11,0	21,5	9,0	10,5	14,0	23,0	22	32
IMO38M-12H-C	G3/8"	G1/2"	3,0	11,0	26,5	9,0	12,5	17,0	26,0	27	54
IMO38M-34H-C	G3/8"	G3/4"	3,0	11,0	31,5	9,0	12,5	17,0	26,0	32	66
IMO12M-12H-C	G1/2"	G1/2"	3,0	15,0	26,5	10,5	12,5	16,0	26,5	27	56
IMO12M-34H-C	G1/2"	G3/4"	3,0	15,0	31,5	10,5	12,5	17,0	27,5	32	71
IMO12M-01H-C	G1/2"	G1"	3,0	15,0	37,5	11,0	12,5	18,0	29,0	38	93
IMO34M-34H-C	G3/4"	G3/4"	3,0	20,0	31,5	10,5	12,5	17,0	27,5	32	69
IMO34M-01H-C	G3/4"	G1"	3,0	20,0	37,5	11,0	12,5	18,0	29,0	38	93
IMO01M-01H-C	G1"	G1"	3,0	26,0	37,5	13,0	12,5	18,0	31,0	38	96

## IMO-M-H



ADAPTADOR ROSCA MACHO CÓNICA BSPT Y HEMBRA CILÍNDRICA BSPP  
- M BSPT thread / F BSPP thread enlarger

REFERENCIA	T1	T2	B	ØC	ØD	I1	I2	E	L	H (HEX)	Peso Weight(g)
IMO18M-18H	R1/8"	G1/8"	2,0	5,5	13,5	7,5	8,0	11,0	18,5	14	12
IMO18M-14H	R1/8"	G1/4"	2,0	5,5	16,5	7,5	10,5	13,5	21,0	17	18
IMO18M-38H	R1/8"	G3/8"	2,5	5,5	21,5	7,5	10,5	14,0	21,5	22	31
IMO14M-14H	R1/4"	G1/4"	2,0	8,5	16,5	10,5	10,5	13,5	24,0	17	18
IMO14M-38H	R1/4"	G3/8"	2,5	8,0	21,5	10,5	10,5	14,0	24,5	22	32
IMO14M-12H	R1/4"	G1/2"	3,0	8,0	26,5	10,5	12,5	17,0	27,5	27	52
IMO38M-38H	R3/8"	G3/8"	2,5	11,0	21,5	10,5	10,5	14,0	24,5	22	37
IMO38M-12H	R3/8"	G1/2"	3,0	11,0	26,5	10,5	12,5	17,0	27,5	27	55
IMO38M-34H	R3/8"	G3/4"	3,0	11,0	31,5	11,0	12,5	17,0	28,0	32	74
IMO12M-12H	R1/2"	G1/2"	3,0	15,0	26,5	12,5	12,5	16,0	28,5	27	54
IMO12M-34H	R1/2"	G3/4"	3,0	15,0	31,5	12,5	12,5	17,0	29,5	32	70
IMO12M-01H	R1/2"	G1"	3,0	15,0	37,5	13,0	12,5	18,0	31,0	38	91
IMO34M-34H	R3/4"	G3/4"	3,0	20,0	31,5	13,0	12,5	17,0	30,0	32	74
IMO34M-01H	R3/4"	G1"	3,0	20,0	37,5	13,0	12,5	18,0	31,0	38	97
IMO01M-01H	R1"	G1"	3,0	26,0	37,5	15,5	12,5	18,0	33,5	38	100

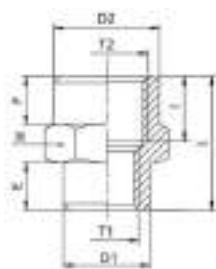
## IMO-H-H

MANGUITO ROSCA HEMBRA CILÍNDRICA BSPP Y MÉTRICA  
- F/F sleeve BSPP thread and metric



REFERENCIA	T1	T2	ØD1	ØD2	I	E	F	L	H (HEX)	Peso Weight(g)
IMOM5H-M5H	M5		7,5			3,5		11	8	1
IMO18H-18H	G1/8"		13,5			5,0		15	14	10
IMO14H-14H	G1/4"		16,5			8,0		22	17	18
IMO38H-38H	G3/8"		21,5			8,5		24	22	37
IMO12H-12H	G1/2"		26,5			10,0		29	27	62
IMO34H-34H	G3/4"		31,5			10,0		29	32	70
IMO01H-01H	G1"		37,5			11,0		31	38	89

REDUCCIÓN ROSCA HEMBRA CILÍNDRICA BSPP Y MÉTRICA  
- F/F sleeve BSPP thread and metric



IMO18H-M5H	M5	G1/8"	8,0	13,5	7,0	3,5	4,5	12,5	14	9
IMO18H-14H	G1/8"	G1/4"	13,0	16,5	11,0	6,0	8,0	20,0	17	18
IMO18H-38H	G1/8"	G3/8"	14,0	21,5	11,0	6,0	8,0	20,0	22	28
IMO14H-38H	G1/4"	G3/8"	17,0	21,5	11,0	7,0	8,0	21,0	22	30
IMO14H-12H	G1/4"	G1/2"	17,0	26,5	13,0	8,0	9,0	24,0	27	46
IMO38H-12H	G3/8"	G1/2"	21,5	26,5	13,0	8,0	9,0	24,0	27	48
IMO38H-34H	G3/8"	G3/4"	21,0	31,5	13,5	8,0	10,0	25,0	32	64
IMO12H-34H	G1/2"	G3/4"	26,0	31,5	13,5	8,0	10,0	25,0	32	65
IMO12H-01H	G1/2"	G1"	26,0	37,0	14,0	8,0	10,0	25,0	38	84
IMO34H-01H	G3/4"	G1"	32,0	37,0	14,0	8,0	10,0	25,0	38	83

## IMO-MH-L

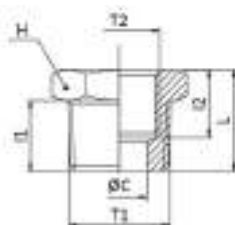
PROLONGADOR ROSCA MACHO-HEMBRA CILÍNDRICA BSPP  
- M/F extensión BSPP thread



REFERENCIA	T1	T2	I1	I2	L1	L2	H (HEX)	Peso Weight(g)
IMO18M18H-L23	G1/8"	G1/8"	6	8	23	16	14	14
IMO18M18H-L44	G1/8"	G1/8"	6	8	44	36	14	30
IMO14M14H-L35	G1/4"	G1/4"	8	11	35	27	17	32
IMO14M14H-L51	G1/4"	G1/4"	8	11	51	43	17	46

## IMOC-M-H

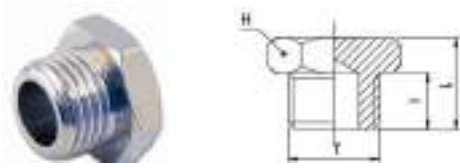
REDUCCIÓN ROSCA MACHO CÓNICA BSPT ROSCA HEMBRA CILÍNDRICA BSPP  
- Reducer male BSPT thread / female BSPP thread



REFERENCIA	T1	T2	I1	I2	L1	L2	H (HEX)	Peso Weight(g)
IMOC14M-18H	R1/4"	G1/8"	6,0	11,0	9,0	15,5	14	9
IMOC38M-18H	R3/8"	G1/8"	6,5	11,0	9,0	15,5	17	21
IMOC38M-14H	R3/8"	G1/4"	8,5	11,0	11,0	15,5	17	13
IMOC12M-18H	R1/2"	G1/8"	6,0	12,5	10,0	18,0	22	42
IMOC12M-14H	R1/2"	G1/4"	8,5	12,5	11,5	18,0	22	34
IMOC12M-38H	R1/2"	G3/8"	11,5	12,5	11,5	18,0	22	25
IMOC34M-14H	R3/4"	G1/4"	8,5	14,0	12,0	20,0	27	74
IMOC34M-38H	R3/4"	G3/8"	11,5	14,0	12,0	20,0	27	62
IMOC34M-12H	R3/4"	G1/2"	15,0	14,0	14,0	20,0	27	43
IMOC01M-38H	R1"	G3/8"	15,0	15,5	13,0	21,5	34	123
IMOC01M-12H	R1"	G1/2"	15,0	15,5	14,0	21,5	34	104
IMOC01M-34H	R1"	G3/4"	20,0	15,5	14,0	21,5	34	73



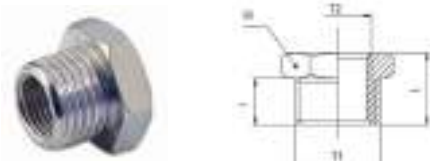
### IMOC-MC-H



REDUCCIÓN ROSCA MACHO CILÍNDRICA BSPP - ROSCA HEMBRA CILÍNDRICA BSPP  
- Reducer male BSPP thread / female BSPP thread

REFERENCIA	T1	T2	I1	I2	H (HEX)	Peso Weight(g)
IMOC18MC-M5H	G1/8"	M5	6,5	10,5	14	7
IMOC14MC-18H	G1/4"	G1/8"	8,0	12,5	17	10
IMOC38MC-18H	G3/8"	G1/8"	9,0	14,0	19	18
IMOC38MC-14H	G3/8"	G1/4"	9,0	14,0	19	13
IMOC12MC-18H	G1/2"	G1/8"	10,0	15,0	24	39
IMOC12MC-14H	G1/2"	G1/4"	10,0	15,0	24	32
IMOC12MC-38H	G1/2"	G3/8"	10,0	15,0	24	21
IMOC34MC-14H	G3/4"	G1/4"	11,0	16,5	30	64
IMOC34MC-38H	G3/4"	G3/8"	11,0	16,5	30	52
IMOC34MC-12H	G3/4"	G1/2"	11,0	16,5	30	36
IMOC01MC-38H	G1"	G3/8"	13,5	19,5	36	110
IMOC01MC-12H	G1"	G1/2"	13,0	19,0	36	90
IMOC01MC-34H	G1"	G3/4"	13,0	19,0	36	59

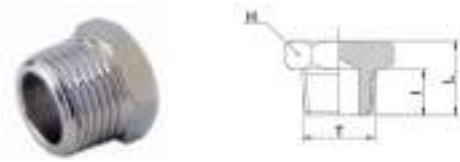
### TAP.CIL-M



TAPÓN ROSCA MACHO CILÍNDRICA BSPP Y MÉTRICA  
- Male plug BSPP thread and metric

REFERENCIA	T	I	L	H (HEX)	Peso Weight(g)
TAP.CIL.-M5M	M5	4,5	7,5	8	4
TAP.CIL.-1M	G1/8"	6,0	10,0	14	7
TAP.CIL.-2M	G1/4"	8,0	12,5	17	12
TAP.CIL.-3M	G3/8"	9,0	13,5	19	19
TAP.CIL.-4M	G1/2"	10,0	15,0	24	28
TAP.CIL.-6M	G3/4"	11,0	16,5	30	46
TAP.CIL.-8M	G1"	12,5	18,5	36	79

### IMOTC-M



TAPÓN ROSCA MACHO CÓNICA BSPT  
- Male plug BSPT thread

REFERENCIA	T	I	L	H (HEX)	Peso Weight(g)
IMOTC18M	R1/8"	7,5	11,5	10	4
IMOTC14M	R1/4"	11,0	15,5	14	9
IMOTC38M	R3/8"	11,0	16,0	17	17
IMOTC12M	R1/2"	12,0	17,5	22	29
IMOTC34M	R3/4"	13,5	19,5	27	60
IMOTC1M	R1"	15,5	22,0	34	92

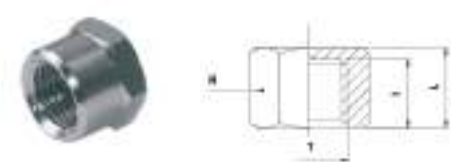
### IMOTCJ-M



TAPÓN ROSCA MACHO CILÍNDRICA BSPP Y MÉTRICA CON JUNTA TÓRICA Y HEXÁGONO INTERIOR  
-Male plug BSPP and metric thread with exagon embedded and OR

REFERENCIA	T	I	L	ØD	H (HEX)	Peso Weight(g)
IMOTCJM5M	M5	4,5	7,2	8	2,5	1,4
IMOTCJ18M	G1/8"	6,5	9,5	14	5,0	6,0
IMOTCJ14M	G1/4"	8,0	11,5	17	6,0	12,0
IMOTCJ38M	G3/8"	9,0	12,5	20	8,0	18,0
IMOTCJ12M	G1/2"	10,0	14,0	26	10,0	32,0

### TAP.CIL.H

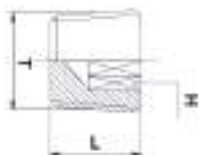


TAPÓN ROSCA HEMBRA CILÍNDRICA BSPP Y MÉTRICA  
- Female plug BSPP thread and metric

REFERENCIA	T	I	L	H (HEX)	Peso Weight(g)
TAP.CIL-M5H	M5	5,5	7,0	8	1
TAP.CIL-1H	G1/8"	9,0	11,0	14	5
TAP.CIL-2H	G1/4"	11,0	13,0	17	17
TAP.CIL-3H	G3/8"	11,0	13,5	21	23
TAP.CIL-4H	G1/2"	11,0	13,5	24	44
TAP.CIL-6H	G3/4"	12,5	15,0	30	44
TAP.CIL-8H	G1"	12,5	15,0	38	56



## TAP.CON-M



TAPÓN ROSCA MACHO CÓNICA BSPT  
- Male plug BSPT thread

REFERENCIA	T	L	L	Peso Weight(g)
TAP.CON.-1M	R1/8"	8,0	8	3
TAP.CON.-2M	R1/4"	10,0	6	7
TAP.CON.-3M	R3/8"	10,5	8	23
TAP.CON.-4M	R1/2"	13,0	10	24

## CODO-H



CODO ROSCA HEMBRA CILÍNDRICA BSPP Y MÉTRICA  
- F/F elbow BSPP & metric thread

REFERENCIA	T	I	D	L	H (HEX)	Peso Weight(g)
CODO M5H	M5	5,5	9,0	11,0	8	6
CODO 1H	G1/8"	8,0	13,5	20,5	10	19
CODO 2H	G1/4"	11,5	16,5	31,0	13	33
CODO 3H	G3/8"	12,0	21,0	36,0	17	57
CODO 4H	G1/2"	15,0	26,0	44,0	21	109
CODO 6H	G3/4"	16,5	32,0	36,5	25	144
CODO 8H	G1"	19,0	29,0	45,0	30	244

## CODO-HM



CODO ROSCA MACHO CÓNICA BSPT Y HEMBRA CILÍNDRICA BSPP Y MÉTRICA  
- M/F elbow BSPT, BSPP & metric.

REFERENCIA	T1	T2	I1	I2	L1	L2	H (HEX)	Peso Weight(g)
CODO M5H-M5M	M5	M5	5,0	5,5	11,5	11,0	8	7
CODO 1H-1M	R1/8"	G1/8"	9,5	8,0	17,5	19,5	10	16
CODO 2H-2M	R1/4"	G1/4"	11,5	11,5	24,0	25,0	13	31
CODO 3H-3M	R3/8"	G1/4"	13,0	12,0	27,5	27,5	17	46
CODO 4H-4M	R1/2"	G1/2"	15,0	15,0	30,0	33,5	21	92
CODO 6H-6M	R3/4"	R3/4"	16,0	16,5	33,0	36,5	25	120
CODO 8H-8M	R1"	G1"	17,0	19,0	39,0	45,0	30	212

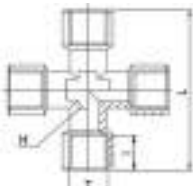
## CODO-M



CODO ROSCA MACHO CÓNICA BSPT Y MÉTRICA  
- M/M elbow BSPT & metric thread

REFERENCIA	T	I	L	H (HEX)	Peso Weight(g)
CODO M5M	M5	5,0	13,5	8	6
CODO 1M	R1/8"	9,0	18,5	10	13
CODO 2M	R1/4"	11,5	22,0	12	20
CODO 3M	R3/8"	13,0	26,0	13	31
CODO 4M	R1/2"	14,0	28,5	17	55
CODO 6M	R3/4"	16,0	33,0	25	100
CODO 8M	R1"	17,0	39,0	30	174

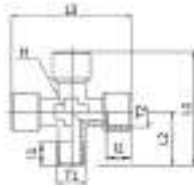
## CRUZ-H



CRUZ ROSCA HEMBRA CILÍNDRICA BSPP  
- F/F/F/F equal cross BSPP thread

REFERENCIA	T	I	L	H (HEX)	Peso Weight(g)
CRUZ-1H	G1/8"	8,0	42	10	38
CRUZ-2H	G1/4"	11,0	51	13	76
CRUZ-3H	G3/8"	11,5	56	17	108
CRUZ-4H	G1/2"	14,0	67	21	186

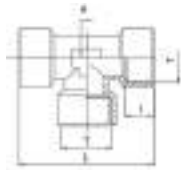
### CRUZ-H-M



CRUZ ROSCA MACHO CÓNICA BSPT HEMBRA CILÍNDRICA BSPP  
- M/F/F/F equal cross

REFERENCIA	T1	T2	I1	I2	L1	L2	L3	H (HEX)	Peso Weight(g)
CRUZ-H-1M	R1/8"	G1/8"	8,0	8,0	39,5	18,5	42	10	34
CRUZ-H-2M	R1/4"	G1/4"	11,0	11,0	49,0	23,5	51	13	68
CRUZ-H-3M	R3/8"	G3/8"	11,5	11,5	54,0	26,0	56	17	100
CRUZ-H-4M	R1/2"	G1/2"	14,0	14,0	64,5	31,0	67	21	168

### T-H



"T" ROSCA HEMBRA CILÍNDRICA BSPP Y MÉTRICA  
- Tee F/F/F BSPP & Metric

REFERENCIA	T	I	L	H (HEX)	Peso Weight(g)
T-M5H	M5	5,5	26,5	8	7
T-1H	G1/8"	8,0	40,0	10	28
T-2H	G1/4"	11,5	50,0	13	49
T-3H	G3/8"	12,0	57,0	17	85
T-4H	G1/2"	15,0	68,5	21	146
T-6H	G3/4"	16,5	73,0	25	194
T-8H	G1"	19,0	90,0	30	326

### T-H-L



"T" ROSCA MACHO LATERAL Y CENTRAL CÓNICA BSPT Y HEMBRA LATERAL CILÍNDRICA BSPP  
- Tee M/M/F BSPT & metric thread

REFERENCIA	T1	T2	I1	I2	L1	L2	H (HEX)	Peso Weight(g)
T-M5H-L	M5	M5	5,0	5,5	26,0	13,0	8	8
T-1H-L	R1/8"	G1/8"	9,5	8,0	38,5	18,5	10	25
T-2H-L	R1/4"	G1/4"	11,5	11,5	47,5	23,5	13	43
T-3H-L	R3/8"	G3/8"	13,0	12,0	56,0	26,0	17	72
T-4H-L	R1/2"	G1/2"	15,0	15,0	67,5	32,0	21	102
T-6H-L	R3/4"	G3/4"	16,0	16,5	69,5	33,0	25	156
T-8H-L	R1"	G1"	17,5	19,0	84,0	39,0	30	268

### T-M



"T" ROSCA MACHO CÓNICA BSPT Y MÉTRICA  
- Tee M/M/M BSPT & Metric thread

REFERENCIA	T	I	L1	L2	H (HEX)	Peso Weight(g)
T-M5M	M5	5,0	27,5	13,5	8	8
T-1M	R1/8"	9,5	36,0	17,0	10	20
T-2M	R1/4"	11,5	48,0	24,0	12	38
T-3M	R3/8"	12,0	48,0	24,0	13	47
T-4M	R1/2"	15,0	57,0	28,0	17	80
T-6M	R3/4"	16,2	66,4	33,0	25	134
T-8M	R1"	17,5	78,0	39,0	30	236

### T-H-C



"T" ROSCA CENTRAL HEMBRA CILÍNDRICA BSPP Y LATERALES MACHO CÓNICO BSPT Y MÉTRICA  
- Tee M/F/M BSPT & metric

REFERENCIA	T1	T2	I1	I2	L1	L2	H (HEX)	Peso Weight(g)
T-M5H-C	M5	M5	5,0	5,5	27,5	13,0	8	6
T-1H-C	R1/8"	G1/8"	9,5	8,0	36,5	19,5	10	22
T-2H-C	R1/4"	G1/4"	11,5	11,5	48,0	25,5	13	37
T-3H-C	R3/8"	G3/8"	13,0	12,0	51,5	28,0	17	62
T-4H-C	R1/2"	G1/2"	15,0	15,0	63,0	34,0	21	118
T-6H-C	R3/4"	G3/4"	16,0	16,5	66,4	36,5	25	156
T-8H-C	R1"	G1"	17,5	19,0	78,0	45,0	30	268

### T-M-C



"T" ROSCA CENTRAL MACHO CÓNICA BSPT, LATERALES HEMBRA CILÍNDRICA BSPP Y MÉTRICA

- Tee F/M/F BSPT & Metric thread

REFERENCIA	T1	T2	I1	I2	L1	L2	H (HEX)	Peso Weight(g)
T-M5M-C	M5	M5	5,0	5,5	26,5	11,5	8	9
T-1M-C	R1/8"	G1/8"	9,5	8,0	40,0	18,5	10	22
T-2M-C	R1/4"	G1/4"	11,5	11,5	50,0	24,5	13	49
T-3M-C	R3/8"	G3/8"	13,0	12,0	57,0	26,5	17	75
T-4M-C	R1/2"	G1/2"	15,0	15,0	68,5	32,0	21	127
T-6M-C	R3/4"	G3/4"	16,0	16,5	73,0	33,0	25	178
T-8M-C	R1"	G1"	17,5	19,0	90,0	39,0	30	296

### T-M-L

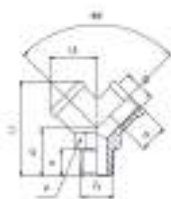


"T" ROSCA LATERAL MACHO CÓNICA BSPT, CENTRAL Y LATERAL HEMBRA CILÍNDRICA BSPP Y MÉTRICA

- Tee M/F/F BSPT & metric thread

REFERENCIA	T1	T2	I1	I2	L1	L2	L3	H (HEX)	Peso Weight(g)
T-M5M-L	M5	M5	5,0	5,5	26,0	13,0	12,0	8	9
T-1M-L	R1/8"	G1/8"	9,5	8,0	38,5	19,5	18,5	10	24
T-2M-L	R1/4"	G1/4"	11,5	11,5	49,0	25,0	24,0	13	44
T-3M-L	R3/8"	G3/8"	13,0	12,0	54,0	28,5	25,5	17	74
T-4M-L	R1/2"	G1/2"	15,0	15,0	65,5	34,5	31,0	21	132
T-6M-L	R3/4"	G3/4"	16,0	16,5	69,5	36,5	33,0	25	172
T-8M-L	R1"	G1"	17,5	19,0	84,0	45,0	39,0	30	298

### Y-M

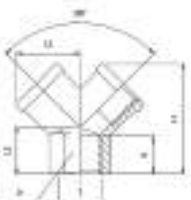


"Y" ROSCA CENTRAL MACHO CÓNICA BSPT Y HEMBRAS CILÍNDRICAS BSPP

- "Y" F/M/F BSPT thread

REFERENCIA	T1	T2	I1	I2	L1	L2	L3	H (HEX)	Peso Weight(g)
Y-1M	R1/8"	G1/8"	8,0	8,0	32,0	16	14,5	13	22
Y-2M	R1/4"	G1/4"	11,0	11,0	38,0	20	18,0	17	38
Y-3M	R3/8"	G3/8"	11,5	11,5	42,5	22	20,5	20	52
Y-4M	R1/2"	G1/2"	14,0	14,0	53,0	27	26,5	25	110

### Y-H

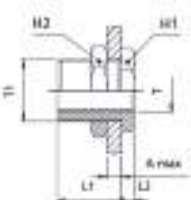


"Y" ROSCA HEMBRA CILÍNDRICA BSPP

- "Y" F/F/F BSPP thread

REFERENCIA	T1	I	L1	L2	L3	H (HEX)	Peso Weight(g)
Y-1H	G1/8"	8,0	26,5	14,5	12	13	18
Y-2H	G1/4"	11,0	32,0	18,0	14	17	32
Y-3H	G3/8"	11,5	37,0	20,5	16	20	44
Y-4H	G1/2"	14,0	45,0	26,5	19	25	92

### IMO-MM



PASATABIQUES ROSCA HEMBRA CILÍNDRICA BSPP Y MÉTRICA

- F/F bulkhead connector BSPP & metric thread

REFERENCIA	T	T1	A MÁX	L1	L2	H1 (HEX)	H2 (HEX)	Peso Weight(g)
IMOMMM5M5	M5	M10X1	7	10,5	3,5	14	14	12
IMOMM0101	G1/8"	M16X1,5	10	14,0	4,0	19	22	30
IMOMM0202	G1/4"	M20X1,5	16	21,0	4,0	24	27	58
IMOMM0303	G3/8"	M26X1,5	15	21,0	5,0	30	32	94
IMOMM0404	G1/2"	M28X1,5	21	27,0	6,0	32	36	116

## PURGA



PURGADOR MANUAL ROSCA MACHO CÓNICA BSPT  
- Drain valve male BSPT thread

REFERENCIA	T
PURGA1/8	R1/8"
PURGA1/4	R1/4"
PURGA3/8	R3/8"
PURGA1/2	R1/2"

## ROTULA



ROTULA GIRATORIA UNIVERSAL  
- Universel swivel ball joint

REFERENCIA	ROSCA M	ROSCA H
ROTULA1/4	R1/4"	R1/4"
ROTULA3/8	R3/8"	R3/8"

## IMO-M-H



ADAPTADOR ORIENTABLE ROACA MACHO CÓNICA BSPT  
- Swivel nipple BSPT thread

REFERENCIA	T1	T2	l1	l2	L	H1 (HEX)	H2 (HEX)	Peso Weight(g)
IMO-M-H18	R1/8"	G1/8"	6,5	8,0	27,0	13	13	2,0
IMO-M-H14	R1/4"	G1/4"	8,0	11,0	32,0	16	16	32,0
IMO-M-H38	R3/8"	G3/8"	9,0	11,5	33,5	19	19	44,0

## IMO-M-H-G



ADAPTADOR ORIENTABLE ROSCA MACHO CILÍNDRICA BSPP  
- Swivel nipple BSPP thread with OR

REFERENCIA	T1	T2	l1	l2	L	H1 (HEX)	H2 (HEX)	Peso Weight(g)
IMO-M-H-G18	R1/8"	G1/8"	8,0	8,0	28,0	12	13	2,0
IMO-M-H-G14	R1/4"	G1/4"	11,0	11,0	34,0	14	16	3,0
IMO-M-H-G38	R3/8"	G3/8"	11,5	11,5	35,0	17	19	42,0

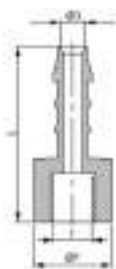
# RACORES DE NYLON

## NYLON FITTINGS

 <p><b>TEMPERATURA DE TRABAJO:</b> De -20°C A +110°C. <b>Working Temperature:</b> From -20°C to +110°C.</p>	 <p><b>MATERIALES DE CONSTRUCCIÓN</b> <b>Materials Used</b></p>																				
 <p><b>PRESIONES DE TRABAJO:</b> HASTA 14 BAR 20°C DEPENDIENDO DEL TUBO UTILIZADO <b>Working Pressure:</b> Up to 14 Bar at 20°C Depends on selected tube</p>	<p><b>CUERPO:</b> NYLON 66 <b>Body:</b> Nylon 66</p>																				
 <p><b>APLICACIONES:</b> AIRE COMPRIMIDO, AGUA Y FLUIDOS ALIMENTARIOS. FLUIDOS COMPATIBLES CON EL MATERIAL DE CONSTRUCCIÓN. GRAN RESISTENCIA MECANICA. <b>Applications:</b> Compressed air, water and Food Fluids. Fluids suitable with construction materials. Great mechanical resistance.</p>	 <p><b>ROSCAS</b> <b>Threads</b></p> <p><b>ROSCA CÓNICA BSPT SEGÚN ISO 7 DE R1/8" A R1</b> Taper gas BSPT ISO 7 from R1/8" to R1/2"</p> <p><b>ROSCA CÓNICA BSPT SEGÚN ISO 7 DE R1/8" A R1</b> Taper gas BSPT ISO 7 from R1/8" to R1/2"</p>																				
 <p><b>CERTIFICACIONES</b> <b>Certifications</b></p>	 <p><b>DIÁMETRO DE CRESTA</b> <b>Diameter of the barb</b></p>																				
 <p><b>PRODUCTOS CONFORME A LA DIRECTIVA 2002/95/EC</b> Products in compliance with the directive 2002/95/EC</p>  <p><b>PRODUCTOS CONFORME A LA DIRECTIVA 2011/65/EC</b> Products in compliance with the directive 2011/65/EU</p>    	<table border="1"> <thead> <tr> <th>ØD</th> <th>ØB (mm)</th> </tr> </thead> <tbody> <tr><td>Ø 4 mm</td><td>5,2 mm</td></tr> <tr><td>Ø 5 mm</td><td>6,3 mm</td></tr> <tr><td>Ø 6 mm</td><td>8,0 mm</td></tr> <tr><td>Ø 8 mm</td><td>10,0 mm</td></tr> <tr><td>Ø 10 mm</td><td>12,0 mm</td></tr> <tr><td>Ø 12 mm</td><td>14,0 mm</td></tr> <tr><td>Ø 14 mm</td><td>16,2 mm</td></tr> <tr><td>Ø 16 mm</td><td>18,2 mm</td></tr> <tr><td>Ø 19 mm</td><td>21,0 mm</td></tr> </tbody> </table> 	ØD	ØB (mm)	Ø 4 mm	5,2 mm	Ø 5 mm	6,3 mm	Ø 6 mm	8,0 mm	Ø 8 mm	10,0 mm	Ø 10 mm	12,0 mm	Ø 12 mm	14,0 mm	Ø 14 mm	16,2 mm	Ø 16 mm	18,2 mm	Ø 19 mm	21,0 mm
ØD	ØB (mm)																				
Ø 4 mm	5,2 mm																				
Ø 5 mm	6,3 mm																				
Ø 6 mm	8,0 mm																				
Ø 8 mm	10,0 mm																				
Ø 10 mm	12,0 mm																				
Ø 12 mm	14,0 mm																				
Ø 14 mm	16,2 mm																				
Ø 16 mm	18,2 mm																				
Ø 19 mm	21,0 mm																				

## IMONYH-E

RACOR ESPIGA ROSCA HEMBRA CÓNICA BSPT  
- Female barb connector BSPT thread



REFERENCIA	T	ØD	ØP	L	Peso Weight(g)
IMONY18H-E05	R1/8"	5,0	14	34,4	2,0
IMONY14H-E05	R1/4"	5,0	14	36,3	2,15
IMONY38H-E05	R3/8"	5,0	14	39,4	2,5
IMONY12H-E05	R1/2"	5,0	17	35,2	2,7
IMONY18H-E06	R1/8"	6,0	17	37,2	2,9
IMONY14H-E06	R1/4"	6,0	17	41,5	3,6
IMONY38H-E06	R3/8"	6,0	17	42,4	4,1
IMONY12H-E06	R1/2"	6,0	22	36,5	4,57
IMONY18H-E08	R1/8"	8,0	22	38,3	4,8
IMONY38H-E08	R3/8"	8,0	22	40,4	5,0
IMONY12H-E08	R1/2"	8,0	22	42,3	5,4
IMONY14H-E10	R1/4"	10,0	22	43,3	6,2
IMONY38H-E10	R3/8"	10,0	22	45,0	6,9
IMONY12H-E10	R1/2"	10,0	26	38,7	6,6
IMONY14H-E12	R1/4"	12,0	26	40,8	7,0
IMONY38H-E12	R3/8"	12,0	26	42,7	7,1
IMONY12H-E12	R1/2"	12,0	26	45,0	7,5
IMONY38H-E14	R3/8"	14,0	26	46,0	8,0
IMONY12H-E14	R1/2"	14,0	26	47,3	8,7
IMONY12H-E16	R1/2"	16,0	26	48,1	9,0
IMONY12H-E19	R1/2"	19,0	26	48,8	9,5


### IMONYM-E



RACOR ESPIGA ROSCA MACHO CÓNICA BSPT  
- Male barb connector BSPT thread

REFERENCIA	T	ØD	I	C1	L	H (HEX)	ØB Cresta	Peso Weight(g)
IMONY18M-E04	R1/8"	4	8,0	16,0	30,5	11	5,2	1,0
IMONY14M-E04	R1/4"	4	10,0	16,0	33,5	14	5,2	1,2
IMONY18M-E05	R1/8"	5	8,0	21,0	35,5	11	6,3	1,0
IMONY14M-E05	R1/4"	5	10,0	21,0	38,5	14	6,3	1,0
IMONY12M-E05	R1/2"	5	10,0	21,0	41,4	22	6,3	1,0
IMONY18M-E06	R1/8"	6	8,0	23,0	37,5	11	8,0	1,0
IMONY14M-E06	R1/4"	6	10,0	23,0	40,5	14	8,0	2,0
IMONY38M-E06	R3/8"	6	10,0	23,0	40,5	17	8,0	3,0
IMONY34M-E06	R3/4"	6	14,5	23,0	46,0	22	8,0	8,2
IMONY12M-E06	R1/2"	6	12,5	23,0	44,0	22	8,0	6,0
IMONY18M-E08	R1/8"	8	8,0	25,0	39,5	11	10,0	2,0
IMONY14M-E08	R1/4"	8	10,0	25,0	42,5	14	10,0	2,0
IMONY38M-E08	R3/8"	8	10,0	25,0	42,5	17	10,0	3,0
IMONY12M-E08	R1/2"	8	12,5	25,0	46,0	22	10,0	6,0
IMONY34M-E08	R3/4"	8	12,5	25,0	47,1	27	10,0	6,0
IMONY14M-E10	R1/4"	10	10,0	27,0	44,0	14	12,0	1,0
IMONY38M-E10	R3/8"	10	10,0	27,0	44,0	17	12,0	4,0
IMONY12M-E10	R1/2"	10	12,5	27,0	48,0	22	12,0	6,0
IMONY34M-E10	R3/4"	10	14,5	27,0	50,0	27	12,0	9,1
IMONY14M-E12	R1/4"	12	10,0	28,0	45,0	14	14,0	4,0
IMONY38M-E12	R3/8"	12	10,0	28,0	45,0	17	14,0	4,0
IMONY12M-E12	R1/2"	12	12,5	28,0	49,0	22	14,0	7,0
IMONY34M-E12	R3/4"	12	14,5	28,0	51,0	27	14,0	9,2
IMONY38M-E14	R3/8"	14	10,0	29,5	47,0	17	16,2	6,0
IMONY12M-E14	R1/2"	14	12,5	29,5	50,5	22	16,2	7,0
IMONY34M-E14	R3/4"	14	14,5	29,5	52,5	27	16,2	9,8
IMONY12M-E16	R1/2"	16	12,5	30,0	51,0	22	18,2	8,0
IMONY34M-E16	R3/4"	16	14,5	30,0	53,0	27	18,2	10,0
IMONY12M-E19	R1/2"	19	12,5	31,0	52,0	22	21	9,0
IMONY34M-E19	R3/4"	19	14,5	31,0	54,0	27	21	15,0
IMONY01M-E19	R1"	19	21,0	31,0	62,0	27	21	18,8

### IMONYE

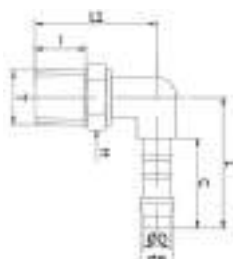


UNION ESPIGA  
- Union barb connector

REFERENCIA	ØD	C	L1	L	ØB Cresta	Peso Weight(g)
IMONYE04	4	16	18	36	5,2	1
IMONYE05	5	21	23,5	47	6,3	1,2
IMONYE06	6	23	26	52	8	1,5
IMONYE08	8	25	29	58	10	2
IMONYE10	10	27	31,5	63	12	3
IMONYE12	12	28	33	66	14	4
IMONYE14	14	29,5	35,5	71	16,2	7,5
IMONYE16	16	30	36	72	18,2	9
IMONYE19	19	31	37	74	21	11



## CODONYM-E



CODO CON ESPIGA A ROSCA MACHO CÓNICA BSPT  
- Male elbow barb connector BSPT thread

REFERENCIA	T	ØD	I	C	L	L1	H (HEX)	ØB Cresta	Peso Weight(g)
CODONY18M-E04	R1/8"	4	8,0	16,0	22,5	21,0	11	5,2	1,0
CODONY14M-E04	R1/4"	4	10,0	16,0	22,5	24,0	14	5,2	1,0
CODONY18M-E05	R1/8"	5	8,0	21,0	28,0	24,0	11	6,3	1,0
CODONY14M-E05	R1/4"	5	10,0	21,0	28,0	26,0	14	6,3	3,0
CODONY12M-E05	R1/2"	5	13,0	21,0	28,0	30,0	22	6,3	6,0
CODONY18M-E06	R1/8"	6	8,5	23,5	31,5	23,5	11	8,0	1,0
CODONY14M-E06	R1/4"	6	10,0	23,0	31,0	26,0	14	8,0	3,0
CODONY38M-E06	R3/8"	6	10,5	23,0	31,0	26,0	17	8,0	3,0
CODONY12M-E06	R1/2"	6	13,0	23,5	31,5	30,0	22	8,0	7,0
CODONY18M-E08	R1/8"	8	8,0	25,0	36,0	26,0	11	10,0	3,0
CODONY14M-E08	R1/4"	8	10,0	25,0	36,0	28,0	14	10,0	3,0
CODONY38M-E08	R3/8"	8	10,5	25,0	36,0	28,0	17	10,0	5,0
CODONY12M-E08	R1/2"	8	13,0	25,0	36,0	30,5	22	10,0	7,0
CODONY14M-E10	R1/4"	10	10,0	27,0	39,0	28,0	14	12,0	4,0
CODONY38M-E10	R3/8"	10	10,5	27,0	39,0	28,0	17	12,0	6,0
CODONY12M-E10	R1/2"	10	13,0	27,0	39,0	30,5	22	12,0	8,0
CODONY34M-E10	R3/4"	10	14,5	27,0	39,0	33,5	27	12,0	9,9
CODONY14M-E12	R1/4"	12	10,0	28,0	41,0	28,0	14	14,0	7,0
CODONY38M-E12	R3/8"	12	10,5	28,0	41,0	28,0	17	14,0	8,0
CODONY12M-E12	R1/2"	12	13,0	28,0	41,0	32,0	22	14,0	9,0
CODONY34M-E12	R3/4"	12	14,5	28,0	41,0	34,0	27	14,0	12,0
CODONY12M-E14	R1/2"	14	13,0	29,5	42,5	34,0	22	16,2	11,0
CODONY34M-E14	R3/4"	14	14,5	29,5	42,5	37,5	27	16,2	14,4
CODONY38M-E14	R3/8"	14	10,5	29,5	42,5	31,5	17	16,2	9,0
CODONY12M-E16	R1/2"	16	12,5	30,0	44,0	36,0	22	18,2	13,0
CODONY34M-E16	R3/4"	16	14,5	30,0	44,0	39,0	27	18,2	14,0
CODONY12M-E19	R1/2"	19	12,5	31,0	45,0	36,0	22	21,0	15,0
CODONY34M-E19	R3/4"	19	15,0	31,0	45,0	38,0	27	21,0	16,6

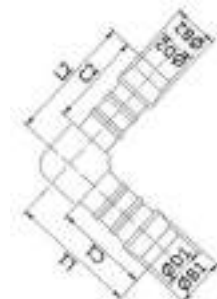
## CODONYE



RACOR CODO ESPIGA  
- Union male connector

REFERENCIA	ØD	C	L	ØB Cresta	Peso Weight(g)
CODONYE04	4	16,0	23,0	5,2	1,0
CODONYE05	5	21,0	28,5	6,3	1,2
CODONYE06	6	23,0	31,5	8,0	1,5
CODONYE08	8	25,0	36,5	10,0	3,0
CODONYE10	10	27,0	39,0	12,0	4,0
CODONYE12	12	28,0	40,0	14,0	7,0
CODONYE14	14	29,5	42,5	16,2	9,0
CODONYE16	16	30,0	44,0	18,2	11
CODONYE19	19	31,0	45,0	21,0	13

## CODONYE-E



RACOR CODO ESPIGA REDUCIDA  
- Reduced union elbow barb connector

REFERENCIA	ØD1	ØD2	C1	L1	C2	L2	ØB Cresta	ØB Cresta	Peso Weight(g)
CODONYE05-E04	5	4	21,0	28,5	16,0	23,0	6,3	5,2	1,0
CODONYE06-E05	6	5	23,0	31,5	21,0	28,5	8,0	6,3	1,5
CODONYE06-E04	6	4	21,0	35,5	16,0	29,0	6,3	5,2	1,0
CODONYE08-E06	8	6	25,0	36,5	23,0	31,5	10,0	8,0	2,0
CODONYE10-E06	10	6	27,0	39,0	23,0	31,5	12,0	8,0	3,8
CODONYE10-E08	10	8	27,0	39,0	25,0	36,5	12,0	10,0	4,0
CODONYE12-E10	12	10	28,0	40,0	27,0	39,0	14,0	12,0	7,0
CODONYE14-E12	14	12	29,5	42,5	28,0	40,0	16,2	14,0	9,0
CODONYE16-E14	16	14	30,0	44,0	29,5	42,5	18,2	16,2	11,0
CODONYE19-E16	19	16	31,0	45,0	30,0	44,0	21,0	18,2	14,0



### TNY-MC-E



RACOR EN TE CON ROSCA CENTRAL CÓNICA BSPT  
- Male tee barb connector BSPT thread

REFERENCIA	T	ØD	I	C	L	L1	H (HEX)	ØB Cresta	Peso Weight(g)
TNY-1MC-E04	R1/8"	4	8,0	16,0	19,5	18,5	11	5,2	1,0
TNY-2MC-E04	R1/4"	4	10,5	16,0	19,5	21,5	14	5,2	2,5
TNY-1MC-E05	R1/8"	5	8,0	21,0	25,0	19,5	11	6,3	1,0
TNY-2MC-E05	R1/4"	5	10,5	21,0	25,0	22,5	14	6,3	3,0
TNY-1MC-E06	R1/8"	6	8,5	23,5	31,5	23,5	11	8,0	1,0
TNY-2MC-E06	R1/4"	6	10,5	23,0	27,5	23,0	14	8,0	3,0
TNY-3MC-E06	R3/8"	6	13,0	23,0	27,5	23,0	17	8,0	4,1
TNY-4MC-E06	R1/2"	6	12,5	23,0	27,5	27,0	22	8,0	7,1
TNY-1MC-E08	R1/8"	8	8,0	25,0	30,5	21,5	11	10,0	3,0
TNY-2MC-E08	R1/4"	8	10,5	25,0	30,5	24,5	14	10,0	5,0
TNY-3MC-E08	R3/8"	8	10,5	25,0	30,5	24,5	17	10,0	6,0
TNY-4MC-E08	R1/2"	8	13,0	25,0	30,5	28,5	22	10,0	7,5
TNY-2MC-E10	R1/4"	10	10,0	27,0	39,0	28,0	14	12,0	6,4
TNY-3MC-E10	R3/8"	10	10,5	27,0	39,0	28,0	17	12,0	7,3
TNY-4MC-E10	R1/2"	10	12,5	27,0	39,0	30,5	22	12,0	9,6
TNY-6MC-E10	R3/4"	10	13,0	27,0	39,0	31,5	27	12,0	11,8
TNY-2MC-E12	R1/4"	12	10,0	28,0	41,0	28,0	14	14,0	15,0
TNY-3MC-E12	R3/8"	12	10,5	28,0	41,0	28,0	17	14,0	9,0
TNY-4MC-E12	R1/2"	12	13,0	28,0	41,0	31,5	22	14,0	12,6
TNY-6MC-E12	R3/4"	12	13,0	28,0	41,0	31,5	27	14,0	14,3
TNY-3MC-E14	R3/8"	14	10,5	29,5	42,5	31,5	17	16,2	12,8
TNY-4MC-E14	R1/2"	14	12,5	29,5	42,5	34,0	22	16,2	15,0
TNY-6MC-E14	R3/4"	14	13,0	30,0	42,5	35,0	27	16,2	17,9
TNY-4MC-E16	R1/2"	16	12,5	30,0	44,0	36,0	22	18,2	15,0
TNY-6MC-E16	R3/4"	16	13,5	30,0	44,0	37,0	27	18,2	18,6
TNY-4MC-E19	R1/2"	19	12,5	31,0	45,0	36,0	22	21,0	19,6
TNY-6MC-E19	R3/4"	19	13,5	31,0	45,0	36,0	27	21,0	21,6

### TNYE



RACOR TE ESPIGA  
- Union tee barb connector

REFERENCIA	ØD	C1	L1	C1	L2	ØB Cresta	Peso Weight(g)
TNYE04	4	16,0	19,0	16,0	20,5	5,2	1,0
TNYE05	5	21,0	25,0	21,0	26,5	6,3	1,0
TNYE06	6	23,0	27,5	23,0	29,0	8,0	1,0
TNYE08	8	25,0	30,5	25,0	32,5	10,0	3,0
TNYE10	10	27,0	33,0	27,0	33,5	12,0	5,0
TNYE12	12	28,0	34,0	28,0	37,5	14,0	8,0
TNYE14	14	29,5	42,5	29,5	42,5	16,2	12,0
TNYE16	16	30,0	44,0	30,0	44,0	18,2	13,0
TNYE19	19	31,0	45,0	31,0	45,0	21,0	17,0

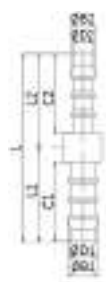
### TNYE-E



RACOR TE ESPIGA REDUCIDA  
- Reduced union tee barb connector

REFERENCIA	ØD1	ØD2	C1	L1	C1	L2	ØB Cresta	ØB Cresta	Peso Weight(g)
TNYE05-E04	5	4	21,0	25,0	16,0	21,5	6,3	5,2	1,0
TNYE06-E05	6	5	23,0	27,5	21,0	27,0	8,0	6,3	2,0
TNYE08-E06	8	6	25,0	30,5	23,0	30,5	10,0	8,0	3,0
TNYE10-E08	10	8	27,0	33,0	25,0	34,0	12,0	10,0	4,0
TNYE12-E10	12	10	28,0	34,5	27,0	36,5	14,0	12,0	7,0
TNYE14-E12	14	12	29,5	37,0	28,0	38,5	16,2	14,0	11,0
TNYE16-E14	16	14	30,0	39,0	29,5	41,5	18,2	16,2	13,0
TNYE19-E16	19	16	31,0	41,0	30,0	43,0	21,0	18,2	17,0

## IMONYE-E



UNIÓN ESPIGA REDUCIDA  
- Union barb connector

REFERENCIA	ØD1	ØD2	C1	L1	C2	L2	L	ØB1 Cresta	ØB2 Cresta	Peso Weight(g)
IMONYE05-E04	5	4	21,0	23,5	16,0	18,0	41,5	6,3	5,2	1
IMONYE06-E04	6	4	23,0	26,0	16,0	18,0	44,0	8,0	5,2	1
IMONYE06-E05	6	5	23,0	26,0	21,0	23,5	49,5	8,0	6,3	1
IMONYE08-E05	8	5	25,0	29,5	21,0	23,5	53,0	10,0	6,3	2
IMONYE08-E06	8	6	25,0	29,0	23,0	26,0	55,0	10,0	8,0	3
IMONYE10-E06	10	6	27,0	31,5	23,0	26,0	57,5	12,0	8,0	3
IMONYE10-E08	10	8	27,0	31,5	25,0	29,0	60,5	12,0	10,0	3
IMONYE12-E10	12	10	28,0	33,0	27,0	31,5	64,5	14,0	12,0	5
IMONYE12-E08	12	8	28,0	33,0	25,0	29,0	62,0	14,0	10,0	3
IMONYE14-E10	14	10	29,5	35,5	27,0	31,5	67,0	16,2	12,0	6
IMONYE14-E12	14	12	29,5	35,5	28,0	33,0	68,5	16,2	14,0	7
IMONYE16-E12	16	12	30,0	36,0	28,0	33,0	69,0	18,2	14,0	7
IMONYE16-E14	16	14	30,0	36,0	29,5	35,5	71,5	18,2	16,2	8
IMONYE19-E14	19	14	31,0	37,0	29,5	35,5	72,5	21,0	16,2	10
IMONYE19-E16	19	16	31,0	37,0	30,0	36,0	73,0	21,0	18,2	10

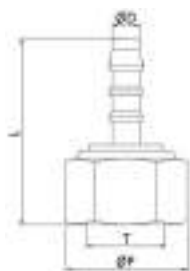
## YNYE



RACOR Y  
- Y barb connector

REFERENCIA	ØD	C	ØB Cresta	Peso Weight(g)
YNYE04	4	16,5	5,2	1,0
YNYE06	6	23,5	8,0	1,5
YNYE08	8	25,5	10,0	3,0
YNYE10	10	24,0	12,0	5,0
YNYE17	17	24,0	17,6	7,0

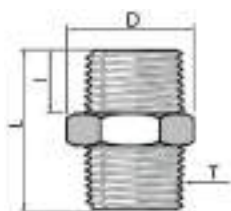
## IMONYH-E-2P



RACOR ORIENTABLE ROSCA HEMBRA BSPT 2 PIEZAS  
- Oriented fitting thread BSPT female 2 pieces

REFERENCIA	T	ØD	I	C	L	H (HEX)	ØB Cresta	Peso Weight(g)
IMONY18H-E04-2P	R1/8"	4	10,0	16,0	27,5	13	5,2	1,0
IMONY14H-E04-2P	R1/4"	4	14,2	16,0	31,7	16	6,3	1,0
IMONY18H-E05-2P	R1/8"	5	10,0	21,0	32,5	13	5,2	1,2
IMONY14H-E05-2P	R1/4"	5	15,0	21,0	36,7	16	6,3	1,5
IMONY38H-E05-2P	R3/8"	5	14,5	21,0	40,2	20	8,0	2,0
IMONY14H-E06-2P	R1/4"	6	15,0	23,0	38,7	16	10,0	2,0
IMONY38H-E06-2P	R3/8"	6	14,5	23,0	39,0	20	6,3	3,0
IMONY12H-E06-2P	R1/2"	6	17,0	23,0	41,5	24	8,0	6,0
IMONY14H-E08-2P	R1/4"	8	14,2	25,0	40,2	16	10,0	2,0
IMONY38H-E08-2P	R3/8"	8	14,5	25,0	41,0	20	12,0	2,0
IMONY12H-E08-2P	R1/2"	8	17,0	25,0	43,5	24	8,0	3,0
IMONY34H-E08-2P	R3/4"	8	17,0	25,0	43,5	30	10,0	6,0
IMONY38H-E10-2P	R3/8"	10	14,5	27,0	43,0	20	12,0	4,0
IMONY12H-E10-2P	R1/2"	10	17,0	27,0	45,5	24	14,0	6,0
IMONY14H-E10-2P	R3/4"	10	17,0	27,0	45,5	30	16,2	9,0
IMONY12H-E12-2P	R1/2"	12	17,0	28,0	46,5	24	10,0	8,0
IMONY34H-E12-2P	R3/4"	12	17,0	28,0	46,5	30	12,0	10,0
IMONY12H-E14-2P	R1/2"	14	17,0	29,5	48,0	24	14,0	8,0
IMONY34H-E14-2P	R3/4"	14	17,0	29,5	48,0	30	16,2	10,0
IMONY34H-E16-2P	R3/4"	16	17,0	30,0	48,5	30	18,2	11,0
IMONY34H-E19-2P	R3/4"	19	17,0	31,0	49,5	30	21,0	16,0

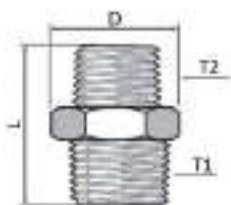
### IMONY-M



ADAPTADOR ROSCA MACHO CÓNICA BSPT  
- Adaptor thread male BSPT

REFERENCIA	T	L	I	H	Peso Weight(g)
IMONY18M	R1/8"	23,0	8,0	14	1,4
IMONY14M	R1/4"	27,0	10,0	17	3,5
IMONY38M	R3/8"	28,0	10,0	19	4,2
IMONY12M	R1/2"	34,0	12,5	22	8,0

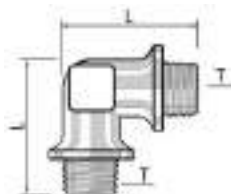
### IMONY-M-M



ADAPTADOR ROSCA MACHO CÓNICA REDUCCIÓN BSPT  
- Adapter thread reduced male BSPT

REFERENCIA	T1	T2	I1	I2	L	H	Peso Weight(g)
IMONY14M-18M	R1/4"	R1/8"	10,5	8,5	25,0	17	2,5
IMONY38M-18M	R3/8"	R1/8"	10,0	8,0	26,0	19	3,8
IMONY38M-14M	R3/8"	R1/4"	10,0	10,0	28,0	19	4,1
IMONY12M-14M	R1/2"	R1/4"	13,0	10,5	31,5	22	6,7
IMONY12M-38M	R1/2"	R3/8"	13,0	10,5	31,5	22	6,0

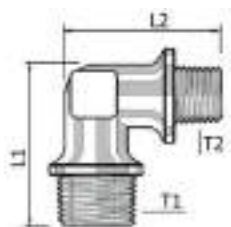
### CODONY-M



CODO ROSCA MACHO CÓNICA BSPT  
- M/M elbow BSPT thread

REFERENCIA	T	I	L	H	Peso Weight(g)
CODONY-1M	R1/8"	8,0	20,0	10	3,0
CODONY-2M	R1/4"	10,0	22,0	10	4,0
CODONY-3M	R3/8"	10,0	24,0	14	7,0
CODONY-4M	R1/2"	12,5	32,0	17	15,0

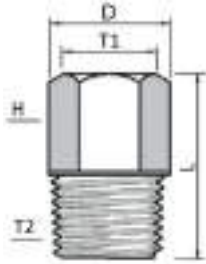
### CODONY-M-M



CODO ROSCA MACHO REDUCCIDA CÓNICA BSPT  
- Reduced M/M elbow BSPT thread

REFERENCIA	T1	T2	I1	I2	L1	L2	H	Peso Weight(g)
CODONY2M-1M	R1/4"	R1/8"	10,0	8,0	22,0	20,0	12	3,6
CODONY3M-2M	R3/8"	R1/4"	10,0	10,0	24,0	24,0	15	6,5
CODONY4M-3M	R1/2"	R3/8"	12,5	10,0	10,0	29,5	17	13,0

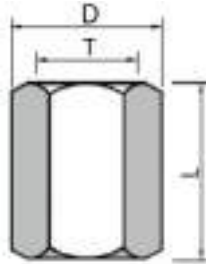
## IMONY-H-M



ADAPTADOR ROSCA MACHO-HEMBRA CÓNICA BSPT  
- Adapter M/F elbow BSPT thread

REFERENCIA	T1	T2	I1	I2	L	H	Peso Weight(g)
IMONY18H-18M	R1/8"	R1/8"	9,0	8,0	21,5	14	1,0
IMONY14H-14M	R1/4"	R1/4"	10,5	10,0	25,0	17	3,0
IMONY38H-38M	R3/8"	R3/8"	11,0	10,5	26,0	22	5,3
IMONY12H-12M	R1/2"	R1/2"	13,5	13,0	31,0	26	9,0
IMONY18H-14M	R1/8"	R1/4"	10,5	10,0	23,0	14	2,4
IMONY18H-38M	R1/8"	R3/8"	9,0	10,0	24,0	14	2,7
IMONY18H-12M	R1/8"	R1/2"	9,0	12,0	27,0	14	4,1
IMONY14H-38M	R1/4"	R3/8"	10,5	10,0	25,0	17	5,0
IMONY14H-12M	R1/4"	R1/2"	10,5	10,0	27,0	17	4,8
IMONY38H-12M	R3/8"	R1/2"	11,0	13,0	28,0	22	8,0
IMONY14H-18M	R1/4"	R1/8"	10,5	8,0	23,0	17	2,8
IMONY38H-18M	R3/8"	R1/8"	11,0	8,0	23,5	22	4,8
IMONY38H-14M	R3/8"	R1/4"	11,0	10,0	25,0	22	5,1
IMONY12H-18M	R1/2"	R1/8"	13,5	8,0	25,0	26	7,0
IMONY12H-14M	R1/2"	R1/4"	13,5	10,0	26,0	26	7,2
IMONY12H-38M	R1/2"	R3/8"	13,5	10,0	28,0	26	8,0

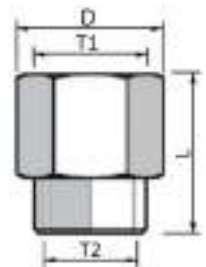
## IMONY-H



MANGUITO ROSCA HEMBRA CÓNICA BSPT  
- F/F sleeve BSPT thread

REFERENCIA	T	I	L	H	Peso Weight(g)
IMONY18H	R1/8"	9,0	19,5	14	2,3
IMONY14H	R1/4"	11,0	23,0	17	3,7
IMONY38H	R3/8"	11,0	24,0	21	5,2
IMONY12H	R1/2"	13,5	29,0	26	9,6
IMONY34H	R3/4"	18,0	38,0	34	16,8

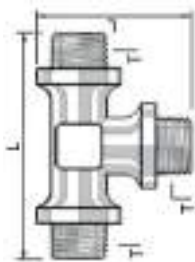
## IMONYH-H



MANGUITO ROSCA HEMBRA BSPT REDUCIDA  
- Reduced F/F sleeve BSPT thread

REFERENCIA	T1	T2	I1	I2	L	H	Peso Weight(g)
IMONY14H-18H	R1/4"	R1/8"	11,0	9,0	21,5	17	3,2
IMONY38H-18H	R3/8"	R1/8"	11,0	9,0	24,0	21	5,2
IMONY38H-14H	R3/8"	R1/4"	11,0	11,0	24,5	21	6,0
IMONY12H-14H	R1/2"	R1/4"	13,5	11,0	27,0	26	8,0
IMONY12H-38H	R1/2"	R3/8"	13,5	11,0	2,70	26	7,7
IMONY34H-14H	R3/4"	R1/4"	13,5	11,0	27,0	30	11,0
IMONY34H-12H	R3/4"	R1/2"	13,5	11,0	27,0	30	14,5

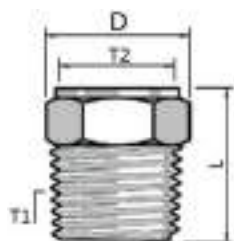
### TNY-M



"T" ROSCA MACHO CÓNICA BSPT  
- Male Tee BSPT thread

REFERENCIA	T	I	L	H	Peso Weight(g)
TNY-1M	R1/8"	8,0	20,0	12	4,0
TNY-2M	R1/4"	10,0	22,0	12	5,0
TNY-3M	R3/8"	10,0	25,0	15	10,0
TNY-4M	R1/2"	12,5	32,0	17	22,0

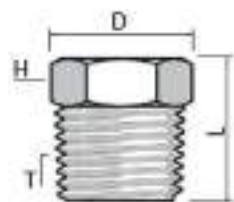
### IMONYM-H



REDUCCIÓN ROSCA MACHO-HEMBRA CÓNICA BSPT  
- M/F reduced BSPT thread

REFERENCIA	T	I	L	H	Peso Weight(g)
IMONY14M-18H	R1/4"	R1/8"	10,0	14	1,5
IMONY38M-18H	R3/8"	R1/8"	10,5	17	2,7
IMONY38M-14H	R3/8"	R1/4"	10,5	17	2,1
IMONY12M-18H	R1/2"	R1/8"	12,5	22	6,0
IMONY12M-14H	R1/2"	R1/4"	12,5	22	5,5
IMONY12M-38H	R1/2"	R3/8"	12,5	22	3,8
IMONY34M-14H	R3/4"	R1/4"	13,5	27	8,9
IMONY34M-38H	R3/4"	R3/8"	13,5	27	8,1
IMONY34M-12H	R3/4"	R1/2"	13,5	27	7,0

### IMOTCNY-M











TAPÓN MACHO CÓNICA BSPT  
- M plug BSPT thread

REFERENCIA	T	I	L	H	Peso Weight(g)
IMOTCNY18M	R1/8"	9,0	14,0	12	1,0
IMOTCNY14M	R1/4"	10,5	16,0	15	2,0
IMOTCNY38M	R3/8"	10,5	16,0	17	3,0
IMOTCNY12M	R1/2"	12,5	20,0	22	5,0
IMOTCNY34M	R3/4"	15,0	22,0	30	8,0
IMOTCNY1M	R1"	20,0	27,0	36	

# RACORES DE ACERO AISI 316 Y AISI 303

## STANDARD FITTINGS STAINLESS STEEL AISI 316 Y AISI 303

 <p><b>TEMPERATURA DE TRABAJO:</b> DE -20°C A +180°C. <b>Working Temperature:</b> From -20°C to +180°C.</p>	 <p><b>MATERIALES DE CONSTRUCCIÓN</b> <b>Materials Used</b></p>
 <p><b>PRESIÓN DE TRABAJO:</b> PN 150 <b>Working Pressure:</b> PN 150</p>	<p><b>CUERPO:</b> ACERO AISI 303 Y AISI 316 <b>Body:</b> Stainless steel AISI 303 &amp; AISI 316</p>
 <p><b>APLICACIONES:</b> NEUMÁTICA, FLUIDOS EN SECTOR ALIMENTARIO, QUÍMICO, MEDICINAL Y FARMACEUTICO. <b>Applications:</b> Pneumatics, fluids, food, chemical, medical &amp; pharmaceutical applications</p>  <p><b>CERTIFICACIONES</b> <b>Certifications</b></p>	 <p><b>ROSCAS</b> <b>Threads</b></p> <p><b>GAS CÓNICA BSPT ISO 7 R1/8" A R3/4"</b> Taper gas BSPT ISO 7 from R1/8" to R3/4"</p> <p><b>GAS CILÍNDRICA BSPP ISO 228 DE G1/8" A G1"</b> Parallel gas BSPP ISO 228 from G1/8" to G1"</p>
 <p><b>PRODUCTOS CONFORME A LA DIRECTIVA 2002/95/EC</b> Products in compliance with the directive 2002/95/EC</p>	
 <p><b>PRODUCTOS CONFORME A LA DIRECTIVA 2011/65/EC</b> Products in compliance with the directive 2011/65/EU</p>	

### AD-M-M-X

ADAPTADOR ROSCA MACHO CÓNICA BSPT 303  
- Nipple BSPT thread



REFERENCIA	T	PN (BAR)	ØC	L1	L2	H (HEX)	Peso Weight(g)
AD-1M-1M-X	R1/8"	150	5	24	9,0	12,0	11,3
AD-2M-2M-X	R1/4"	150	7	27	10,5	14,0	19,6
AD-3M-3M-X	R3/8"	150	10	30	11,5	17,0	29,9
AD-4M-4M-X	R1/2"	150	13	38	15,0	22,0	58,0
AD-6M-6M-X	R3/4"	150	18	46	18,0	27,0	95,4



REDUCCIÓN ROSCA MACHO CÓNICA BSPT 303  
- Reduced Male thread BSPT 303

AD-1M-2M-X	R1/8"	R1/4"	150	7	5,0	25,5	10,5
AD-2M-3M-X	R1/4"	R3/8"	150	7	10,0	29,0	10,5
AD-2M-4M-X	R1/4"	R1/2"	150	7	13,0	33,0	10,5
AD-3M-4M-X	R3/8"	R1/2"	150	10	13,0	34,0	11,5
AD-4M-6M-X	R1/2"	R3/4"	150	13	18,0	43,0	15,0



### AD-H-H-X



REDUCCIÓN ROSCA HEMBRA CILÍNDRICA BSPP AISI 303  
- Reduced F/F sleeve BSPP thread

REFERENCIA	T1	T2	PN (BAR)	ØC1	ØC2	L1	L2	L3	L4	L5	H (HEX)	Peso Weight(g)
AD-1H-2H-X	G1/8"	G1/4"	150	13,5	16,5	23	9,1	13	7	9	17	18,4

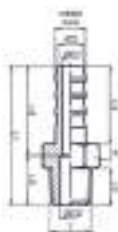
### AD-H-M-X



ADAPTADOR ROSCA MACHO CÓNICA BSPT / HEMBRA CILÍNDRICA BSPP AISI 303  
- M BSPT thread / F BSPP thread reducer AISI 303

REFERENCIA	T1	T2	PN (BAR)	ØC1	ØC2	L1	L2	L3	L4	L5	H (HEX)	Peso Weight(g)
AD-1H-2M-X	R1/4"	G1/8"	150	13,5	7	23,5	11	9	13	7	14	16
AD-2H-3M-X	R3/8"	G1/4"	150	16,5	10	26,5	11,5	12	13,1	8	17	23,7
AD-3H-4M-X	R1/2"	G3/8"	150	21,4	13	33	15	17	15,4	10	22	47

### AD-ME-X



ADAPTADOR ROSCA MACHO CÓNICA BSPT ESPIGA PARA MANGUERA AISI 303  
- Male barb connector BSPT thread AISI 303

REFERENCIA	T	ØD	L1	L2	L3	L4	L5	ØC1	ØC2	H (HEX)	Cresta BARB	Peso Weight(g)
AD-1ME-X	R1/8"	6	34	9	19	22	12	4	5	12	7,2	13
AD-2ME-X	R1/4"	8	35,5	10,5	19	21	14,5	5,5	7	14	9,2	18
AD-2M-E10X	R1/4"	9	35,5	10,5	19	21	14,5	5,5	7	14	10	18
AD-2M-E11,5X	R1/4"	11	39,5	10,5	23	39,5	--	7,5	7,5	14	11,5	18
AD-3ME-X	R3/8"	10	41,5	11,5	23	26	15,5	8	10	17	11,2	26
AD-4ME-X	R1/2"	14	51	15	28	32,5	18,5	11	13	22	15,2	54
AD-6ME-X	R3/4"	20	65	18	37	41	24	14	18	27	21	119

### AD-M-M-316X



ADAPTADOR ROSCA MACHO CÓNICA BSPT AISI 316  
- Nipple BSPT thread AISI 316

REFERENCIA	T1	T2	PN (BAR)	ØC1	ØC2	L1	L2	L3	L4	L5	H (HEX)	Peso Weight(g)
AD-1M-1M-316X	R1/8"		150	5		24	9,0				13	11,3
AD-2M-2M-316X	R1/4"		150	7		27	10,5				14	19,6
AD-3M-3M-316X	R3/8"		150	10		30	11,5				17	29,9
AD-4M-4M-316X	R1/2"		150	13		38	15,0				22	58
AD-6M-6M-316X	R3/4"		150	18		46	18,0				27	95,4

REDUCCIÓN ROSCA MACHO CÓNICA BSPT AISI 316  
- Reduced male BSPT AISI 316

REFERENCIA	T1	T2	PN (BAR)	ØC1	ØC2	L1	L2	L3	L4	L5	H (HEX)	Peso Weight(g)
AD-1M-2M-316X	R1/8"	R1/4"	150	7	5	25,5	10,5	9,0	15,0	9,9	14	15,9
AD-2M-3M-316X	R1/4"	R3/8"	150	7	10	29,0	10,5	11,5	13,1	15,0	17	26,6
AD-2M-4M-316X	R1/4"	R1/2"	150	7	13	33,0	10,5	15,0	13,27	18,0	22	45,3
AD-3M-4M-316X	R3/8"	R1/2"	150	10	13	34,0	11,5	15,0	15,1	18,0	22	48,5
AD-4M-6M-316X	R1/2"	R3/4"	150	13	18	43,0	15,0	18,0	19,6	22,0	27	87,1



## AD-M-H-316X



REDUCCIÓN ROSCA MACHO CÓNICA BSPT/HEMBRA CILÍNDRICA BSPP AISI 316  
- M BSPT thread / F BSPP thread enlarger AISI 316

REFERENCIA	T1	T2	PN (BAR)	ØC	ØP	L1	L2	L3	L4	L5	H (HEX)	Peso Weight(g)
AD-1M-2H-316X	R1/8"	G1/4"	150	5	16,5	22	8	11	9,1	8,0	17	16,2
AD-2M-3H-316X	R1/4"	G3/8"	150	7	21,5	27	11	13	11,7	9,5	22	33,2
AD-3M-4H-316X	R3/8"	G1/2"	150	10	26,5	30	11	15	12,4	11,5	27	54,6

## AD-H-H-316X



MANGUITO ROSCA HEMBRA CILÍNDRICA BSPP AISI 316  
- F/F sleeve BSPP thread AISI 316

REFERENCIA	T1	T2	PN (BAR)	ØC1	ØC2	L1	L2	L3	L4	L5	H (HEX)	Peso Weight(g)
AD-1H-1H-316X	G1/8"		150	13,0		15	5				14	8,9
AD-2H-2H-316X	G1/4"		150	16,5		22	7,5				17	17,4
AD-3H-3H-316X	G3/8"		150	21,5		25	8,5				22	34,4
AD-4H-4H-316X	G1/2"		150	26,5		32	11				27	64,4
AD-6H-6H-316X	G3/4"		150	31,5		34	12				32	79,3

REDUCCIÓN ROSCA HEMBRA CILÍNDRICA BSPP AISI 316  
- Reduced thread female cylindrical BSPP AISI 316

AD-1H-2H-316X	G1/8"	G1/4"	150	13,5	16,5	23	9,1	13	7	9	17	18,4
AD-2H-3H-316X	G1/4"	G3/8"	150	18	21,5	27	11	15	9,5	9,5	22	36,2
AD-2H-4H-316X	G1/4"	G1/2"	150	18	26,5	30	10,8	17	9,5	10,5	27	56,8
AD-3H-4H-316X	G3/8"	G1/2"	150	21,5	26,5	30	11,8	17	8	13	27	61,6
AD-4H-6H-316X	G1/2"	G3/4"	150	26,5	31,5	36	14,6	20	11	15	32	88,3

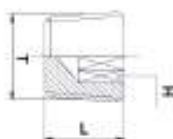
## AD-H-M-316X



ADAPTADOR ROSCA MACHO CÓNICA BSPT / HEMBRA CILÍNDRICA BSPP AISI 316  
- M BSPT thread / F BSPP thread reducer AISI 316

REFERENCIA	T1	T2	PN (BAR)	ØC1	ØC2	L1	L2	L3	L4	L5	H (HEX)	Peso Weight(g)
AD-1H-2M-316X	R1/4"	G1/8"	150	13,5	7	23,5	11	9	13	7	14	16
AD-2H-3M-316X	R3/8"	G1/4"	150	16,5	10	26,5	11,5	12	13,1	8	17	23,7
AD-3H-4M-316X	R1/2"	G3/8"	150	21,4	13	33	15	17	15,4	10	22	47

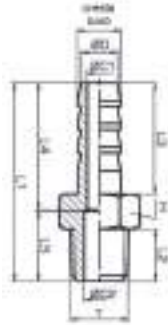
## TAP.CON-M-316X



TAPÓN ROSCA MACHO CÓNICA BSPT CON HEXÁGONO INTERIOR AISI 316  
- M plug BSPT thread with hexagon embedded AISI 316

REFERENCIA	T	PN (BAR)	L1	L2	H (HEX)	Peso Weight(g)
TAP.CON.-1M-316X	R1/8"	150	8,2	5	5	3
TAP.CON.-2M-316X	R1/4"	150	10,2	6	6	7,4
TAP.CON.-3M-316X	R3/8"	150	11,6	7	8	14
TAP.CON.-4M-316X	R1/2"	150	13,3	8	10	24,5
TAP.CON.-6M-316X	R3/4"	150	15	9	12	46,4

## AD-ME-316X



ADAPTADOR ROSCA MACHO CÓNICA BSPT ESPIGA PARA MANGUERA AISI 316  
- Male barb connector BSPT thread AISI 316

REFERENCIA	T	ØD	L1	L2	L3	L4	L5	ØC1	ØC2	H (HEX)	Cresta BARB	Peso Weight(g)
AD-1ME-316X	R1/8"	6	34	9	19	22	12	4	5	13	7,2	13
AD-2ME-316X	R1/4"	8	35,5	10,5	19	21	14,5	5,5	7	14	9,2	18
AD-2M-E10-316X	R1/4"	9	39,5	10,5	19	21	14,5	5,5	7	14	10	18
AD-3ME-316X	R3/8"	10	41,5	11,5	23	26	15,5	8	10	17	11,2	26
AD-4ME-316X	R1/2"	14	51	15	28	32,5	18,5	11	13	22	15,2	54
AD-6ME-316X	R3/4"	20	65	18	37	41	24	14	18	27	21	119

# RACORES DE ACERO INOX. MICROFUSION

## STANDARD FITTINGS INOX AISI 316 MICROCAST



**TEMPERATURA DE TRABAJO:** DE - 20°C A +200°C  
**Working Temperature:** -20°C up to +200°C



**PRESIONES DE TRABAJO:** HASTA 20 BAR  
 DEPENDIENDO DE LA TEMPERATURA.  
**Working Pressure:** Up to 20 Bar, depends on temperature



**APLICACIONES:** AIRE COMPRIMIDO, AGUA, PRODUCTOS QUÍMICOS, CONSTRUCCIÓN NAVAL, ALIMENTARIO, FLUIDOS COMPATIBLES CON EL MATERIAL DE CONSTRUCCIÓN. GRAN RESISTENCIA MECÁNICA.  
**Applications:** Compressed air, water, chemical, food, marine. Fluids suitable with construction materials. Great mechanical resistance.



**CERTIFICACIONES**  
 Certifications



**PRODUCTOS CONFORME A LA DIRECTIVA 2002/95/EC**  
 Products in compliance with the directive 2002/95/EC



**PRODUCTOS CONFORME A LA DIRECTIVA 2011/65/EU**  
 Products in compliance with the directive 2011/65/EU



**MATERIALES DE CONSTRUCCIÓN**  
 Materials Used

**CUERPO:** ACERO INOXIDABLE AISI 316 MICROFUSIÓN EN 1.4409/316 Y EN 1.4404/316L

**Body:** Stainless steel AISI 316 microcast EN 1.4409/316 y EN 1.4404/316L

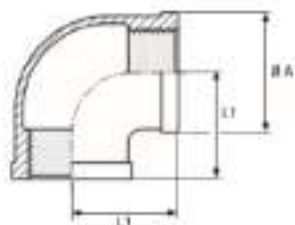


**ROSCAS**  
 Threads

**ROSCA CÓNICA BSPT ISO 7 DE R1/8" HASTA R4"**  
 Taper gas BSPT ISO 7 from R1/8" to R4"

**ROSCA CILÍNDRICA BSPP ISO 228 DE G/8" HASTA G4"**  
 Parallel gas BSPP ISO 228 from G1/8" to G4"

## FIGURA 90



CODO ROSCA HEMBRA CILÍNDRICA BSPP  
 - Elbow female BSPP thread

REFERENCIA	ROSCA H	Ø B mm	L1 mm	Peso Weight(g)
F090018X	G1/8"	17,0	17	40
F090014X	G1/4"	21,0	19	60
F090038X	G3/8"	23,5	25	70
F090012X	G1/2"	29,0	28	100
F090034X	G3/4"	36,0	33	160
F090100X	G1"	43,0	38	260
F090114X	G1 1/4"	52,0	45	400
F090112X	G1 1/2"	58,0	48	500
F090200X	G2"	71,5	58	740
F090212X	G2 1/2"	87,0	69	1.360
F090300X	G3"	99,5	78	1.480
F090400X	G4"	126,0	96	2.760

## FIGURA 92



CODO ROSCA MACHO CÓNICA BSPT - HEMBRA CILÍNDRICA BSPP  
- Elbow male BSPT - female BSPP thread

REFERENCIA	ROSCA M	ROSCA H	ØB mm	L1 mm	L2 mm	Peso Weight(g)
F092018X	R1/8"	G1/8"	17,0	17	27	30
F092014X	R1/4"	G1/4"	21,0	18	30	70
F092038X	R3/8"	G3/8"	25,0	21	34	80
F092012X	R1/2"	G1/2"	29,0	26	39	100
F092034X	R3/4"	G3/4"	35,0	30	49	170
F092100X	R1"	G1"	43,0	33	52	220
F092114X	R1 1/4"	G1 1/4"	52,0	46	60	380
F092112X	R1 1/2"	G1 1/2"	58,8	47	65	490
F092200X	R2"	G2"	71,7	56	76	780
F092212X	R2 1/2"	G2 1/2"	86,2	69	93	1.250
F092300X	R3"	G3"	100,0	78	107	1.850
F092400X	R4"	G4"	126,5	96	115	3.110

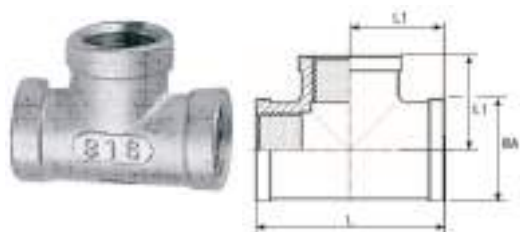
## FIGURA 120



CODO 45° ROSCA HEMBRA CILÍNDRICA BSPP  
- Elbow 45° female BSPP thread

REFERENCIA	ROSCA H	ØA mm	L1 mm	L2 mm	Peso Weight(g)
F120018X	G1/8"	18,0	16	16	40
F120014X	G1/4"	21,0	17	17	50
F120038X	G3/8"	25,0	19	19	80
F120012X	G1/2"	29,5	22	22	100
F120034X	G3/4"	35,6	25	25	150
F120100X	G1"	43,0	29	29	220
F120114X	G1 1/4"	52,4	33	33	340
F120112X	G1 1/2"	58,0	36	36	420
F120200X	G2"	72,0	41	41	620
F120212X	G2 1/2"	87,0	47	47	1.130
F120300X	G3"	100,0	52	52	1.250
F120400X	G4"	125,5	70	70	2.100

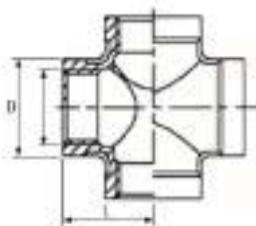
## FIGURA 130



"T" IGUAL ROSCA HEMBRA CILÍNDRICA BSPP  
- Female tee BSPP thread

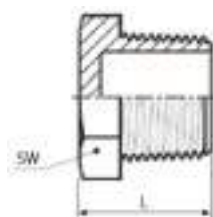
REFERENCIA	ROSCA H	ØA mm	L1 mm	L mm	Peso Weight(g)
F130018X	G1/8"	17,0	17	36	50
F130014X	G1/4"	21,3	19	42	80
F130038X	G3/8"	23,5	24	48	100
F130012X	G1/2"	30,0	28	57	150
F130034X	G3/4"	35,0	33	66	220
F130100X	G1"	43,0	38	76	360
F130114X	G1 1/4"	52,0	45	91	570
F130112X	G1 1/2"	58,5	48	98	670
F130200X	G2"	71,5	56	114	1.050
F130212X	G2 1/2"	87,0	69	135	1.750
F130300X	G3"	100,0	78	154	1.950
F130400X	G4"	125,0	96	196	3.220

## FIGURA 180

CRUZ ROSCA HEMBRA CILÍNDRICA BSPT  
- H cross BSPP thread

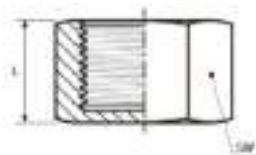
REFERENCIA	ROSCA H	D mm	L mm	Peso Weight(g)
F180018X	G1/8"	15,2	17	0,038
F180014X	G1/4"	19,7	18,5	0,072
F180038X	G3/8"	23,3	22,9	0,103
F180012X	G1/2"	28	26,8	0,144
F180034X	G3/4"	34,8	32	0,249
F180100X	G1"	43,6	37,5	0,435
F180114X	G1 1/4"	53	45,9	0,701
F180112X	G1 1/2"	58	47,6	0,768
F180200X	G2"	71	58	1,258
F180212X	G2 1/2"	87	69	1,77
F180300X	G3"	99	77	2,031
F180400X	G4"	125	97	3,49

## FIGURA 290

TAPÓN ROSCA MACHO CÓNICA BSPT  
- Male pug BSPT thread

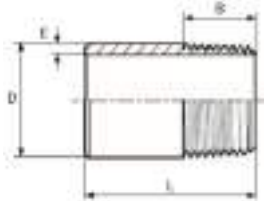
REFERENCIA	ROSCA H	L mm	SW mm	Peso Weight(g)
F290018X	R1/8"	19	12	20
F290014X	R1/4"	19	16	30
F290038X	R3/8"	19	19	40
F290012X	R1/2"	22	23	50
F290034X	R3/4"	26	28	70
F290100X	R1"	28	36	120
F290114X	R1 1/4"	33	46	210
F290112X	R1 1/2"	35	50	300
F290200X	R2"	39	65	440
F290212X	R2 1/2"	46	81	710
F290300X	R3"	49	92	1.110
F290400X	R4"	54	117	1.980

## FIGURA 300

TAPÓN ROSCA HEMBRA CILÍNDRICA BSPP  
- Female plug BSPP thread

REFERENCIA	ROSCA H	L mm	SW mm	Peso Weight(g)
F300018X	G1/8"	13	15	20
F300014X	G1/4"	15	18	30
F300038X	G3/8"	17	22	40
F300012X	G1/2"	20	26	60
F300034X	G3/4"	24	32	70
F300100X	G1"	26	39	120
F300114X	G1 1/4"	28	48	230
F300112X	G1 1/2"	30	54	250
F300200X	G2"	33	69	490
F300212X	G2 1/2"	38	84	1.200
F300300X	G3"	40	99	1.770
F300400X	G4"	50	125	2.720

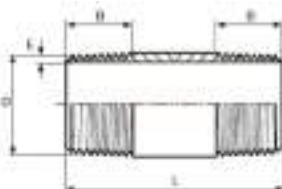
## FIGURA 149



ENTRONQUE ROSCA MACHO CÓNICA PARA SOLDAR BSPT  
- Union male connector

REFERENCIA	ROSCA H	D mm	L mm	E mm	B mm	Peso Weight(g)
F149018X	R1/8"	10	25	2,0	7	10
F149014X	R1/4"	13,6	25	2,3	10	20
F149038X	R3/8"	17,2	25	2,3	10	30
F149012X	R1/2"	21,3	35	2,6	13	40
F149034X	R3/4"	26,9	40	2,6	15	60
F149100X	R1"	33,7	40	3,2	17	80
F149114X	R1 1/4"	42,4	50	3,2	19	130
F149112X	R1 1/2"	48,3	50	3,6	19	140
F149200X	R2"	60,3	50	3,6	23	220
F149212X	R2 1/2"	76,1	60	3,6	27	280
F149300X	R3"	88,9	70	4,0	30	710
F149400X	R4"	114,3	80	4,5	36	1.100

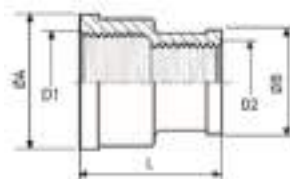
## FIGURA 150



ENTRONQUE DOBLE ROSCA MACHO CONICÁ BSPT  
- Male union assembly BSPT thread

REFERENCIA	ROSCA M	D MM	L MM	E MM	B MM	Peso Weight(g)
F150014X	R1/4"	13,6	40	2,0	10,0	20
F150038X	R3/8"	17,2	40	2,3	10,0	30
F150012X	R1/2"	21,3	55	2,3	13,0	60
F150034X	R3/4"	26,9	60	2,6	15,0	70
F150100X	R1"	33,7	65	2,6	17,0	110
F150114X	R1 1/4"	42,4	75	3,2	19,0	190
F150112X	R1 1/2"	48,3	75	3,2	19,0	220
F150200X	R2"	60,3	90	3,6	23,0	390
F150212X	R2 1/2"	76,1	100	3,6	27,0	500
F150300X	R3"	88,9	110	3,6	30,0	720
F150400X	R4"	114,3	125	4,0	36,0	880

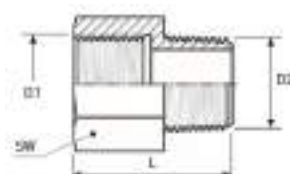
## FIGURA 240



MANGUITO REDUCCIÓN ROSCA HEMBRA CILÍNDRICA BSPP  
- Reduced socket f/f sleeve BSPP thread

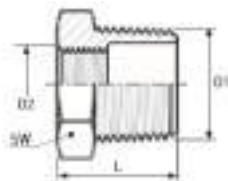
REFERENCIA	ROSCA H1	ROSCA H2	L MM	Peso Weight(g)
F240014018X	G1/4"	G1/8"	25	30
F240038014X	G3/8"	G1/4"	28	50
F240012038X	G1/2"	G3/8"	34	70
F240034012X	G3/4"	G1/2"	38	120
F240100034X	G1"	G3/4"	42	150
F240114100X	G1 1/4"	G1"	48	230
F240112114X	G1 1/2"	G1 1/4"	52	300
F240200112X	G2"	G1 1/2"	58	450

## FIGURA 246



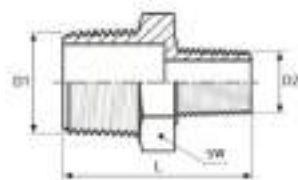
REDUCCIÓN ROSCA MACHO CÓNICA BSPT - HEMBRA CILÍNDRICA BSPP  
- Reduced male BSPT - Female BSPP

REFERENCIA	ROSCA M	ROSCA H	L mm	SW mm	Peso Weight(g)
F246018014X	R1/8"	G1/4"	27	17	20
F246014038X	R1/4"	G3/8"	30	21	40
F246038038X	R3/8"	G3/8"	31	21	40
F246038012X	R3/8"	G1/2"	35	26	60
F246012012X	R1/2"	G1/2"	38	26	70
F246012034X	R1/2"	G3/4"	39	32	100
F246034034X	R3/4"	G3/4"	41	32	100
F246034100X	R3/4"	G1"	44	38	130
F246100100X	R1"	G1"	46	38	140

**FIGURA 241**

TUERCA REDUCCIÓN ROSCA MACHO BSPT - HEMBRA CILÍNDRICA BSPP  
- Reducing nut male BSPT - Female BSPP

REFERENCIA	ROSCA M	ROSCA H	L mm	SW mm	Peso Weight(g)
F241014018X	R1/4"	G1/8"	17	14	10
F241038018X	R3/8"	G1/8"	18	14	20
F241038014X	R3/8"	G1/4"	18	19	10
F241012014X	R1/2"	G1/4"	21	22	40
F241012038X	R1/2"	G3/8"	21	22	30
F241034038X	R3/4"	G3/8"	24	30	60
F241034012X	R3/4"	G1/2"	24	30	50
F241100012X	R1"	G1/2"	26	36	100
F241100034X	R1"	G3/4"	26	36	80
F241114012X	R1 1/4"	G1/2"	29	46	190
F241114034X	R1 1/4"	G3/4"	29	46	170
F241114100X	R1 1/4"	G1"	29	46	130
F241112034X	R1 1/2"	G3/4"	31	50	310
F241112100X	R1 1/2"	G1"	31	50	270
F241112114X	R1 1/2"	G1 1/4"	31	50	200
F241200100X	R2"	G1"	35	65	350
F241200114X	R2"	G1 1/4"	35	65	360
F241200112X	R2"	G1 1/2"	35	65	300
F241212112X	R2 1/2"	G1 1/2"	46	80	650
F241212200X	R2 1/2"	G2"	46	80	550
F241300200X	R3"	G2"	48	93	1.030
F241300212X	R3"	G2 1/2"	48	93	840

**FIGURA 245**

MACHÓN REDUCIDO ROSCA MACHO CÓNICA BSPT  
- Reduced nipple BSPT thread

REFERENCIA	ROSCA M	ROSCA H	L mm	SW mm	Peso Weight(g)
F245014018X	R1/4"	R1/8"	31	17	30
F245038018X	R3/8"	R1/8"	35	19	40
F245038014X	R3/8"	R1/4"	35	19	50
F245012014X	R1/2"	R1/4"	40	23	50
F245012038X	R1/2"	R3/8"	40	23	70
F245034038X	R3/4"	R3/8"	42	29	80
F245034012X	R3/4"	R1/2"	45	29	100
F245100012X	R1"	R1/2"	47	36	120
F245100034X	R1"	R3/4"	53	36	150
F245114012X	R1 1/4"	R1/2"	56	46	210
F245114034X	R1 1/4"	R3/4"	52	46	210
F245114100X	R1 1/4"	R1"	53	46	220
F245112034X	R1 1/2"	R3/4"	50	54	250
F245112100X	R1 1/2"	R1"	55	54	270
F245112114X	R1 1/2"	R1 1/4"	56	54	310
F245200100X	R2"	R1"	60	65	340
F245200114X	R2"	R1 1/4"	63	65	370
F245200112X	R2"	R1 1/2"	64	65	430
F245212200X	R2 1/2"	R2"	74	80	930
F245300200X	R3"	R2"	76	93	1.030
F245300212X	R3"	R2 1/2"	81	93	1.360



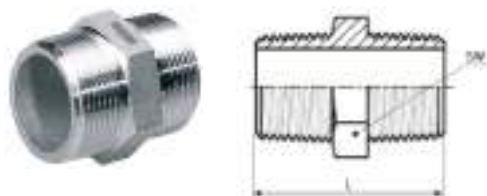
## FIGURA 270



MAGUITO ROSCA HEMBRA CILÍNDRICA BSPP  
- Female BSPP sleeve

REFERENCIA	ROSCA H	L mm	SW mm	Peso Weight(g)
F270018X	G1/8"	17	15,0	20
F270014X	G1/4"	25	18,5	30
F270038X	G3/8"	26	21,3	40
F270012X	G1/2"	34	26,6	60
F270034X	G3/4"	36	31,8	80
F270100X	G1"	43	39,5	140
F270114X	G1 1/4"	48	48,3	230
F270112X	G1 1/2"	48	54,5	270
F270200X	G2"	56	66,2	460
F270212X	G2 1/2"	65	82,0	810
F270300X	G3"	71	95,0	1.440
F270400X	G4"	83	121,0	2.170

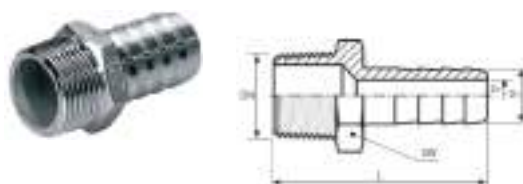
## FIGURA 280



MACHÓN ROSCA MACHO CÓNICA BSPT  
- Nipple BSPT thread

REFERENCIA	ROSCA M	L mm	SW mm	Peso Weight(g)
F280018X	R1/8"	25	12	10
F280014X	R1/4"	35	14	20
F280038X	R3/8"	37	20	30
F280012X	R1/2"	41	23	50
F280034X	R3/4"	46	27	80
F280100X	R1"	50	36	120
F280114X	R1 1/4"	56	46	230
F280112X	R1 1/2"	58	50	260
F280200X	R2"	66	65	400
F280212X	R2 1/2"	79	80	720
F280300X	R3"	83	92	880
F280400X	R4"	96	118	1.870

## FIGURA 399



ENTRONQUE MANGUERA - ROSCA MACHO CÓNICA BSPT  
- Hose adapter BSPT thread

REFERENCIA	ROSCA M	ESPIGA mm	L mm	SW mm	Peso Weight(g)
F399018X	R1/8"	7	40	12	20
F399014X	R1/4"	9	41	15	30
F399038X	R3/8"	13	45	19	40
F399012X	R1/2"	15	50	23	70
F399034X	R3/4"	20	65	29	140
F399100X	R1"	25	70	38	240
F399114X	R1 1/4"	33	82	46	270
F399112X	R1 1/2"	39	95	52	410
F399200X	R2"	51	100	63	690

**FIGURA 531**

MANGUITO INTERIOR ROSCA MACHO CILÍNDRICA BSPP  
- Internal BSPP male connector

REFERENCIA	ROSCA M	L MM	Peso Weight(g)
F531014X	G1/4"	18	10
F531038X	G3/8"	22	10
F531012X	G1/2"	25	20
F531034X	G3/4"	30	30
F531100X	G1"	35	50
F531114X	G1 1/4"	38	80
F531112X	G1 1/2"	38	80
F531200X	G2"	45	120
F531212X	G2 1/2"	55	210
F531300X	G3"	60	300
F531400X	G4"	70	500

**FIGURA 312**

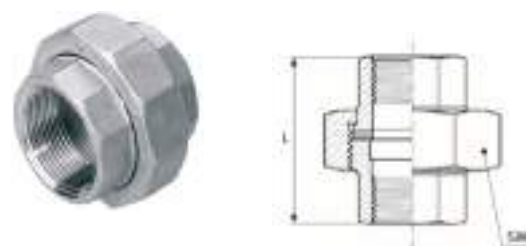
CONTRATUERCA ROSCA HEMBRA CILÍNDRICA BSPP  
- BSPP nut

REFERENCIA	ROSCA H	H MM	SW MM	Peso Weight(g)
F312018X	G1/8"	6	19	10
F312014X	G1/4"	6	22	20
F312038X	G3/8"	7	27	30
F312012X	G1/2"	8	32	40
F312034X	G3/4"	9	37	60
F312100X	G1"	10	46	80
F312114X	G1 1/4"	11	55	110
F312112X	G1 1/2"	12	62	150
F312200X	G2"	13	76	220

**FIGURA 85**

CURVA PUENTE - ROSCA HEMBRA CILÍNDRICA BSPP  
- Bended union BSPP thread

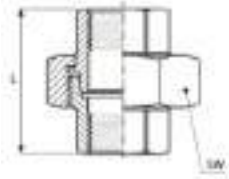
REFERENCIA	ROSCA H	L MM	Peso Weight(g)
F085038X	G3/8"	78	130
F085012X	G1/2"	91	190
F085034X	G3/4"	106	270
F085100X	G1"	119	510
F085114X	G1 1/4"	150	900

**FIGURA 330**

ENLACE 3 PIEZAS CON JUNTA PLANA DE PTFE - ROSCA HEMBRA CILÍNDRICA BSPP  
- 3 pieces pipe fittings union with PTFE gasket

REFERENCIA	ROSCA H	L MM	SW MM	Peso Weight(g)
F330018X	G1/8"	40	29	60
F330014X	G1/4"	42	29	100
F330038X	G3/8"	45	34	120
F330012X	G1/2"	48	39	200
F330034X	G3/4"	52	47	270
F330100X	G1"	58	58	310
F330114X	G1 1/4"	65	67	720
F330112X	G1 1/2"	70	77	800
F330200X	G2"	78	90	1.190
F330212X	G2 1/2"	85	110	1.810
F330300X	G3"	95	130	2.600
F330400X	G4"	110	157	4.350

## FIGURA 340



ENLACE 3 PIEZAS CON ASIENTO CÓNICO - ROSCA HEMBRA CILÍNDRICA BSPP  
- 3 pieces pipe union fittings female BSPP

REFERENCIA	ROSCA H	L MM	SW MM	Peso Weight(g)
F340018X	G1/8"	40	29	50
F340014X	G1/4"	42	29	100
F340038X	G3/8"	45	34	120
F340012X	G1/2"	48	39	210
F340034X	G3/4"	52	47	270
F340100X	G1"	58	58	320
F340114X	G1 1/4"	65	67	720
F340112X	G1 1/2"	70	77	800
F340200X	G2"	78	90	1.190
F340212X	G2 1/2"	85	110	2.050
F340300X	G3"	95	130	2.590
F340400X	G4"	110	157	4.300

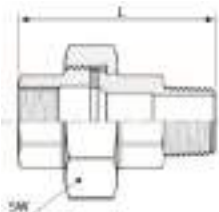
## FIGURA 340S



ENLACE 3 PIEZAS CON ASIENTO CÓNICO PARA SOLDAR  
- 3 pieces pipe union fittings welding ends

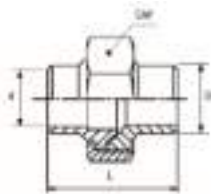
REFERENCIA	PASO INTERIOR	L MM	SW MM	D1 MM	Peso Weight(g)
F340S018X	1/8"	40	29	10,5	100
F340S014X	1/4"	42	29	14,1	100
F340S038X	3/8"	45	34	17,6	130
F340S012X	1/2"	48	39	21,7	200
F340S034X	3/4"	52	47	27,1	260
F340S100X	1"	58	58	33,9	410
F340S114X	1 1/4"	65	67	42,6	610
F340S112X	1 1/2"	70	77	48,7	770
F340S200X	2"	78	90	61,1	1.180
F340S212X	2 1/2"	85	110	76,9	1.770
F340S300X	3"	95	130	89,9	2.510
F340400X	G4"	110	157	4.300	

## FIGURA 331



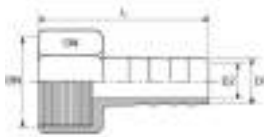
ENLACE 3 PIEZAS CON JUNTA PLANA PTFE - ROSCA MACHO CÓNICA BSPT HEMBRA CILÍNDRICA BSPP  
- 3 pieces pipe union fittings with ptfе gasket - Male BSPT - Female BSPP

REFERENCIA	ROSCA M	ROSCA H	SW MM	Peso Weight(g)
F331018X	R1/8"	G1/8"	29	60
F331014X	R1/4"	G1/4"	29	100
F331038X	R3/8"	G3/8"	34	130
F331012X	R1/2"	G1/2"	39	230
F331034X	R3/4"	G3/4"	47	310
F331100X	R1"	G1"	58	390
F331114X	R1 1/4"	G1 1/4"	67	840
F331112X	R1 1/2"	G1 1/2"	77	940
F331200X	R2"	G2"	90	1.450
F331212X	R2 1/2"	G2 1/2"	110	2.350
F331300X	R3"	G3"	130	3.430
F331400X	R4"	G4"	257	5.870

**FIGURA 341**

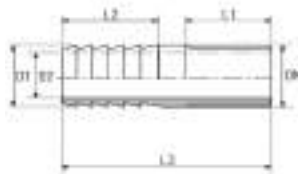
ENLACES 3 PIEZAS CON ASIENTO CÓNICO - ROSCA MACHO CÓNICA BSPT - HEMBRA CILÍNDRICA BSPP  
3 pieces pipe union fittings - male BSPT - female BSPP

REFERENCIA	ROSCA M	ROSCA H	SW MM	Peso Weight(g)
F341018X	R1/8"	G1/8"	29	60
F341014X	R1/4"	G1/4"	29	110
F341038X	R3/8"	G3/8"	34	130
F341012X	R1/2"	G1/2"	39	230
F341034X	R3/4"	G3/4"	47	310
F341100X	R1"	G1"	58	390
F341114X	R1 1/4"	G1 1/4"	67	850
F341112X	R1 1/2"	G1 1/2"	77	960
F341200X	R2"	G2"	90	1.470
F341212X	R2 1/2"	G2 1/2"	110	2.460
F341300X	R3"	G3"	130	3.450
F341400X	R4"	G4"	257	5.720

**FIGURA 599**

ADAPTADOR ROSCA HEMBRA CILÍNDRICA BSPP - ESPIGA PARA MANGUERA  
- Female barb connector BSPT thread


REFERENCIA	ROSCA H	D ESPIGA	LONG	SW MM	Peso Weight(g)
F599018X	G1/8"	6,5	40	15	22
F599014X	G1/4"	9	44	19	41
F599038X	G3/8"	11	53	22	55
F599012X	G1/2"	14	63	27	96
F599034X	G3/4"	21	64	32	133
F599100X	G1"	27	66	38	216
F599114X	G1 1/4"	33	75	50	328
F599112X	G1 1/2"	40	90	56	419
F599200X	G2"	52	95	68	679

**FIGURA 601**

ADAPTADOR ROSCA MACHO CÓNICA BSPT - ESPIGA PARA MANGUERAS  
- Male barb connector BSPT thread

REFERENCIA	ROSCA M	D ESPIGA	LONG	Peso Weight(g)
F601014X	R1/4"	13,5	52	34
F601038X	R3/8"	17,2	54	36
F601012X	R1/2"	21,3	54	57
F601034X	R3/4"	26,9	63	72
F601100X	R1"	33,7	66	149
F601114X	R1 1/4"	42,4	78	195
F601112X	R1 1/2"	48,3	78	263
F601200X	R2"	60,3	78	326

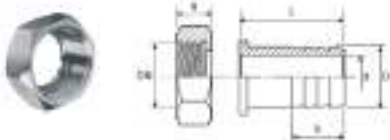
## FIGURA 602



ADAPTADOR ESPIGA-ESPIGA PARA MANGUERA  
- Hose union adaptor

REFERENCIA	D1 MM	D MM	Long	Peso Weight(g)
F60213X	13,5	8,9	70	47
F60217X	17,2	12,6	70	50
F60221X	21,3	16,1	70	71
F60226X	26,9	21,7	80	97
F60233X	33,7	27,3	80	186
F60242X	42,4	36	95	254
F60248X	48,3	41,9	95	360
F60260X	60,3	53,1	95	429

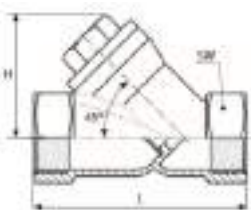
## FIGURA 603



RACOR ESPIGA PARA MANGUERA CON TUERCA GIRATORIA ROSCA CILÍNDRICA  
BSPP  
- Hose adaptor with nut female thread BSPP

REFERENCIA	ROSCA H	D ESPIGA MM	Long	Hexágono sw	Peso Weight(g)
F603038X	G3/8"	13	28	14	50
F603012X	G1/2"	15	30	17	58
F603034X	G3/4"	20	35	20	89
F603100X	G1"	25	40	24	156
F603114X	G1 1/4"	33	47	27	198
F603112X	G1 1/2"	39	68	31	366
F603200X	G2"	51	82	40	665

## FIGURA Y



FILTRO EN "Y" - ROSCA HEMBRA CILÍNDRICA BSPP - PN 40 BAR  
- "Y" strainer - PN 40 Bar

REFERENCIA	ROSCA H	PN (BAR)	Longitud	Hexágono sw	Peso Weight(g)
FY014-X	G1/4"	40	65	24	233
FY038-X	G3/8"	40	65	24	233
FY012-X	G1/2"	40	60	27	245
FY034-X	G3/4"	40	69	33	365
FY100-X	G1"	40	85	42	700
FY114-X	G1 1/4"	40	99	49	950
FY112-X	G1 1/2"	40	111	56	1.179
FY200-X	G2"	40	137	69	1.837

# DISTRIBUIDORES DE ALUMINIO

## DISTRIBUTION MANIFOLDS IN ALUMINIUM



**TEMPERATURA DE TRABAJO:** DE -10°C A +80°C  
**Working Temperature:** From -10°C up to +80°C



**PRESIONES DE TRABAJO:** 20 BAR  
**Working Pressure:** 20 Bar



**APLICACIONES:** AIRE COMPRIMIDO, ACEITE Y FLUIDOS COMPATIBLES CON LOS MATERIALES DE CONSTRUCCIÓN.  
**Applications:** Compressed air, oil and fluids suitable with construction materials



**CERTIFICACIONES**  
**Certifications**



**PRODUCTOS CONFORME A LA DIRECTIVA 2002/95/EC**  
**Products in compliance with the directive 2002/95/EC**



**PRODUCTOS CONFORME A LA DIRECTIVA 2011/65/EU**  
**Products in compliance with the directive 2011/65/EU**



**MATERIALES DE CONSTRUCCIÓN**  
**Materials Used**

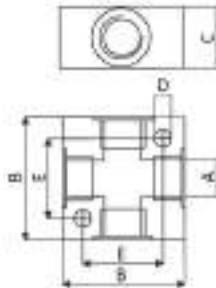
**CUERPO:** ALUMINIO  
**Body:** Aluminium



**ROSCAS**  
**Threads**

**GAS CILÍNDRICA BSPP ISO 228 G1/8" A G1/2"**  
**Cylindrical gas BSPP ISO 228 G1/8" a G1/2"**


## DIS-H



DISTRIBUIDOR DE ALUMINIO EN CRUZ  
 - Aluminium TEE cross

REFERENCIA	A	B	C	D	E	Peso Weight(g)
DIS-1H	G1/8"	25	16	4,5	17	17,5
DIS-2H	G1/4"	40	20	5,5	26	60
DIS-3H	G3/8"	40	25	5,5	26	70
DIS-4H	G1/2"	50	30	5,5	34	129

### DISL



REGLETA DISTRIBUCIÓN SENCILLA DE ALUMINIO  
- Aluminium single distribution manifold

REFERENCIA	A	B	C	D	E	F	G	H (HEX)	L	Peso Weight(g)
DISL-22-21	G1/4"	G1/8"-2	30	20	54	18	4,5	45	4,5	64
DISL-22-31	G1/4"	G1/8"-3	30	20	72	18	4,5	63	4,5	86
DISL-22-41	G1/4"	G1/8"-4	30	20	90	18	4,5	81	4,5	110
DISL-22-51	G1/4"	G1/8"-5	30	20	108	18	4,5	99	4,5	130
DISL-22-61	G1/4"	G1/8"-6	30	20	126	18	4,5	117	4,5	154
DISL-23-22	G3/8"	G1/4"-2	40	25	68	24	6	51	5,5	136
DISL-23-32	G3/8"	G1/4"-3	40	25	92	24	6	75	5,5	184
DISL-23-42	G3/8"	G1/4"-4	40	25	116	24	6	99	5,5	238
DISL-23-52	G3/8"	G1/4"-5	40	25	140	24	6	123	5,5	298
DISL-23-62	G3/8"	G1/4"-6	40	25	164	24	6	147	5,5	338
DISL-24-23	G1/2"	G3/8"-2	50	30	78	26	6,5	59	5,5	228
DISL-24-33	G1/2"	G3/8"-3	50	30	104	26	6,5	85	5,5	304
DISL-24-43	G1/2"	G3/8"-4	50	30	130	26	6,5	111	5,5	380
DISL-24-53	G1/2"	G3/8"-5	50	30	156	26	6,5	137	5,5	456
DISL-24-63	G1/2"	G3/8"-6	50	30	182	26	6,5	163	5,5	530
DISL-24-34	G1/2"	G1/2"-3	50	30	136	34	6,5	117	5,5	392
DISL-24-44	G1/2"	G1/2"-4	50	30	170	34	6,5	151	5,5	488
DISL-24-54	G1/2"	G1/2"-5	50	30	204	34	6,5	185	5,5	584
DISL-24-64	G1/2"	G1/2"-6	50	30	238	34	6,5	219	5,5	682

### DISDB



REGLETA DISTRIBUCIÓN DOBLE DE ALUMINIO  
- Aluminium double distribution manifold

REFERENCIA	A	B	C	D	E	F	G	H (HEX)	L	I	Peso Weight(g)
DISDB-22-41	G1/4"	G1/8"-2+2	30	20	54	18	4,5	45	4,5	21	60
DISDB-22-61	G1/4"	G1/8"-3+3	30	20	72	18	4,5	63	4,5	21	81
DISDB-22-81	G1/4"	G1/8"-4+4	30	20	90	18	4,5	81	4,5	21	100
DISDB-22-101	G1/4"	G1/8"-5+5	30	20	108	18	4,5	99	4,5	21	122
DISDB-23-42	G3/8"	G1/4"-2+2	40	25	68	24	6,0	51	5,5	28	127
DISDB-23-62	G3/8"	G1/4"-3+3	40	25	92	24	6,0	75	4,5	28	170
DISDB-23-82	G3/8"	G1/4"-4+4	40	25	116	24	6,0	99	4,5	28	216
DISDB-23-102	G3/8"	G1/4"-5+5	40	25	140	24	6,0	123	4,5	28	266
DISDB-24-43	G1/2"	G3/8"-2+2	50	30	78	26	6,5	59	5,5	37	210
DISDB-24-63	G1/2"	G3/8"-3+3	50	30	104	26	6,5	85	5,5	37	278
DISDB-24-83	G1/2"	G3/8"-4+4	50	30	130	26	6,5	111	5,5	37	344



# RACORES FIJOS Y GIRATORIOS PARA TUBERIA JOINTS FOR SPIRAL HOSES


## R.FIJO



RACOR FIJO CON ROSCA MACHO BSPT PARA TUBERIA POLIAMIDA  
- Straight male adapter BSPT thread + nut + spring

REFERENCIA	ØD	T	I	L	H (HEX)
IMORF614	6x4	R1/4"	11,0	113,5	14
R.FIJO-1/4-6	8x6	R1/4"	11,0	120,0	14
R.FIJO-3/8-6	8x6	R3/8"	11,5	120,5	17
R.FIJO-1/4-8	10x8	R1/4"	11,0	128,0	14
R.FIJO-3/8-8	10x8	R3/8"	11,5	128,5	17
R.FIJO-3/8-10	12x10	R3/8"	11,5	136,5	17

## R.GIR



RACOR GIRATORIO CON ROSCA MACHO BSPT PARA TUBERIA POLIAMIDA  
- Swivel straight male adapter BSPT thread + nut + spring

REFERENCIA	ØD	T	I	L	H1 (HEX)	H2 (HEX)
IMORG614	6x4	R1/4"	11,0	124	14	15
R.GIR.-1/4-6	8x6	R1/4"	11,0	129	14	15
R.GIR.-1/4-8	10x8	R1/4"	11,0	136	14	15
R.GIR.-3/8-8	10x8	R3/8"	11,5	145	17	17
R.GIR.-3/8-10	12x10	R3/8"	11,5	145	17	17

## IMORF



RACOR FIJO CON ROSCA MACHO BSPT PARA TUBERÍA POLIURETANO  
- Straight male adapter BSPP thread + nut + spring

REFERENCIA	ØD	T
IMORF614	6x4	R1/4"
IMORF814	8x5,5	R1/4"
IMORF1014	10x6,5	R1/4"

## IMORG



RACOR GIRATORIO CON ROSCA MACHO BSPT PARA TUBERÍA POLIURETANO  
- Swivel straight male adapter BSPP thread + nut + spring

REFERENCIA	ØD	T
IMORG614	6x4	R1/4"
IMORG814	8x5,5	R1/4"
IMORG1014	10x6,5	R1/4"
IMORG1238	12x8	R3/8"

# SILENCIADORES SILENCERS



### TEMPERATURA DE TRABAJO:

DE - 20°C HASTA +80°C

### Working Temperature:

From -20°C up to + 80°C



### PRESIONES DE TRABAJO: 10 BAR

EXCEPTO SILENNY, SILENP 6 BAR

### Working Pressure: 10 Bar

except SILENNY and SILENP 6 Bar



### APLICACIONES: NEUMÁTICA, AIRE COMPRIMIDO

Applications: Pneumatics, Compressed air



### CERTIFICACIONES

Certifications



### PRODUCTOS CONFORME A LA DIRECTIVA 2002/95/EC

Products in compliance with the directive 2002/95/EC



### PRODUCTOS CONFORME A LA DIRECTIVA 2011/65/EC

Products in compliance with the directive 2011/65/EU



### MATERIALES DE CONSTRUCCIÓN

Materials Used

**BRONCE:** SINTERIZADO ESFÉRICO 89% CU Y 11% SN CON BASE ACERO COBRIZO O LATÓN (VER TABLA)

**Bronze:** Sinterized spheric bronze powder 89% Cu & 11% Sn on the base copper plated brass or integral bronze (see technical tables)

**PLÁSTICO:** CÓDIGO SILENNY Y SILENP

**Plastic:** Code SILENNY and SILENP

**POLIETILENO:** CÓDIGO SILENP

**Polyethylene:** Code SILENP

**NYLON:** CÓDIGO SILENNY

**Nylon:** Code SILENNY

**ACERO:** INOX AISI 316: CÓDIGO SILENBAJ-X

**Stainless Steel:** AISI 316 SILENBAJ-X



### ROSCAS

Threads

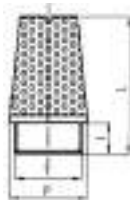
**GAS CILÍNDRICA BSPP ISO 228 G1/8" A G1"**

BSPP cylindrical ISO 228 from G1/8" a G1"

**MÉTRICA ISO 262 M5**

Metric ISO 262 M5

## SILENALT



SILENCIADOR DE BRONCE SINTERIZADO CON BASE EN ACERO COBRIZADO  
- Sintered bronze silencer with cobrized steel base

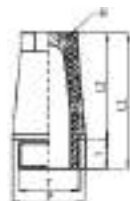
REFERENCIA	T	P	I	F	L	H (HEX)	Peso Weight(g)
SILENALT M5	M5	5,5	3,5	4,0	17,0	7	2,0
SILENALT1	G1/8"	10,5	4,5	3,8	21,0	12	6,0
SILENALT2	G1/4"	12,5	6,0	4,5	27,0	15	12,5
SILENALT3	G3/8"	17,0	7,0	5,4	35,0	19	23,0
SILENALT4	G1/2"	20,5	8,0	6,0	40,5	23	39,0
SILENALT6	G3/4"	26,5	9,0	7,5	51,5	30	78,5
SILENALT8	G1"	33,0	11,0	9,0	66,0	36	149,5

### NIVEL DE RUIDO EN DB A 4 BAR Y A 6 BAR

- Level of noise in dB at 4 Bar & 6 Bar

BAR	1/8"	1/4"	3/8"	1/2"	3/4"	1"
4 Bar	76	75	81	84	92	92
6 Bar	79	78	82	85	94	95

## SILENALTH



SILENCIADOR DE CABEZA HEZAGONAL DE BRONCE SINTERIZADO Y BASE CIRCULAR EN ACERO COBRIZADO

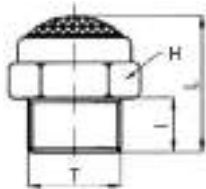
- Sintered bronze hexagonal head silencer and circular base in polished steel

REFERENCIA	T	P	I	F	L	H (HEX)	Peso Weight(g)
SILENALTH1	G1/8"	11,5	4,5	21,5	17	8	6,5
SILENALTH2	G1/4"	15,0	6,0	28,0	22	10	12,5
SILENALTH3	G3/8"	19,0	7,0	36,0	29	13	23,5
SILENALTH4	G1/2"	23,0	8,0	43,0	35	15	39,0
SILENALTH6	G3/4"	30,0	9,0	56,0	47	19	77,5
SILENALTH8	G1"	37,0	11,0	69,0	58	24	139,0

### NIVEL DE RUIDO EN DB A 4 BAR Y 6 BAR.

- Level of noise in dB at 4 Bar & 6 Bar

BAR	1/8"	1/4"	3/8"	1/2"	3/4"	1"
4 Bar	76	75	81	84	92	92
6 Bar	79	78	82	85	94	95

**SILENBAJ**

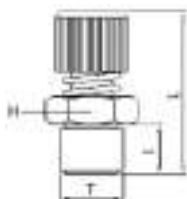
SILENCIADOR BAJO MALLA INOX CUERPO LATÓN  
- Stainless steel wired silencer on hexagonal brass base

REFERENCIA	T	I	L	H (HEX)	Peso Weight(g)
SILENBAJM5	M5	4	8	8	1,5
SILENBAJ1	G1/8"	6	15	13	6
SILENBAJ2	G1/4"	7	18	16	10,5
SILENBAJ3	G3/8"	8	20	19	16,5
SILENBAJ4	G1/2"	10	22	24	24,5
SILENBAJ6	G3/4"	10	26	30	37
SILENBAJ8	G1"	12	28	36	56,5

NIVEL DE RUIDO EN DB A 4 BAR Y 6 BAR.

- Level of noise in dB at 4 Bar & 6 Bar

BAR	1/8"	1/4"	3/8"	1/2"	3/4"	1"
4 Bar	70	69	85	85	86	88
6 Bar	74	72	88	90	90	92

**IMOSIL-ESC**

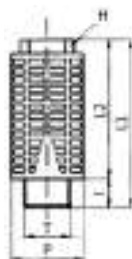
SILENCIADOR CON REGULADOR DE ESCAPE EN LATÓN. SILENCIADOR DE BRONCE SINTERIZADO CON REGULADOR DE ESCAPE EN LATÓN  
- Brass silencer for flow control. Silencer of sinterized bronze pastille for flow control

REFERENCIA	T	DN (MM)	L (MM)	H (MM)	H (HEX)	Peso Weight(g)
IMOSIL-ESC01	G1/8"	26	28	6	13	16
IMOSIL-ESC02	G1/4"	30	32	8	15	23
IMOSIL-ESC03	G3/8"	35	38	10	22	48
IMOSIL-ESC04	G1/2"	36	39	10	22	59

NIVEL DE RUIDO EN DB A 4 BAR Y 6 BAR.

- Level of noise in dB at 4 Bar & 6 Bar

BAR	1/8"	1/4"	3/8"	1/2"
4 Bar	69	70	82	84
6 Bar	70	67	77	80

**SILENNY**

SILENCIADOR DE NYLON DINÁMICO  
- Dynamic plastic silencer with balls

REFERENCIA	T	P	I	L1	L2	Peso Weight(g)
SILENNY1	G1/8"	15,0	6	32,5	26,5	4
SILENNY2	G1/4"	19,5	8	43,0	35,0	8
SILENNY3	G3/8"	24,5	11	58,0	47,0	18
SILENNY4	G1/2"	24,5	11	58,0	47,0	19
SILENNY6	G3/4"	48,0	18	115,0	97,0	115
SILENNY8	G1"	48,0	18	115,0	97,0	115

NIVEL DE RUIDO EN DB A 4 BAR Y A 6 BAR

- Level of noise in dB at 4 Bar & 6 Bar

BAR	1/8"	1/4"	3/8"	1/2"	3/4"	1"
4 Bar	84	81	83	83	85	85
6 Bar	87	84	90	90	91	90

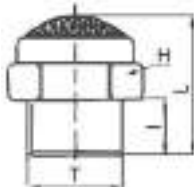
### SILENP



SILENCIADOR ALTO DE POLIETILENO SINTERIZADO  
- Noise silencer to in polyethylene

REFERENCIA	T	P	I	L1	L2	Peso Weight(g)
SILENPM5	M5	7	4	24	20	2,8
SILENP1	G1/8"	13	6	28	22	3,7
SILENP2	G1/4"	17	7	34	27	10,0
SILENP3	G3/8"	25	10	64	54	13,5
SILENP4	G1/2"	25	10	65	55	37,0
SILENP6	G3/4"	37	15	137	122	47,0
SILENP8	G1"	48	19	152	133	90,0

### SILENBAJNX



SILENCIADOR DE NYLON E HILO DE ACERO INOXIDABLE  
- Nylon & inox. wire silencer.

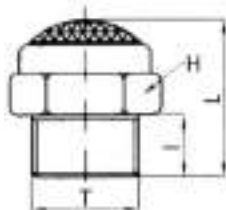
REFERENCIA	T	I	L	H (HEX)	Peso Weight(g)
SILENBAJN1X	G1/8"	6	15	13	1,5
SILENBAJN2X	G1/4"	7	18	16	2,8
SILENBAJN3X	G3/8"	8	20	19	4,5
SILENBAJN4X	G1/2"	10	22	24	7,5

NIVEL DE RUIDO EN DB A 4 BAR Y A 6 BAR

- Level of noise in dB at 4 Bar & 6 Bar

BAR	1/8"	1/4"	3/8"	1/2"
4 Bar	70	69	85	85
6 Bar	74	72	88	90

### SILENBAJX



SILENCIADOR BAJO HEXAGONAL INOX AISI 316  
- Compact hexagonal silencer INOX AISI 316

REFERENCIA	T	I	L	H (HEX)	Peso Weight(g)
SILENBAJ1X	G1/8"	6	15	13	5
SILENBAJ2X	G1/4"	7	18	16	10
SILENBAJ3X	G3/8"	8	20	19	15
SILENBAJ4X	G1/2"	10	22	24	25
SILENBAJ6X	G3/4"	10	26	30	40
SILENBAJ8X	G1"	12	28	36	95

NIVEL DE RUIDO EN DB A 4 BAR Y A 6 BAR

- Level of noise in dB at 4 Bar & 6 Bar

BAR	1/8"	1/4"	3/8"	1/2"	3/4"	1"
4 Bar	70	69	85	85	86	88
6 Bar	74	72	88	90	90	92

# RACORES CON FUNCIÓN NEUMÁTICA












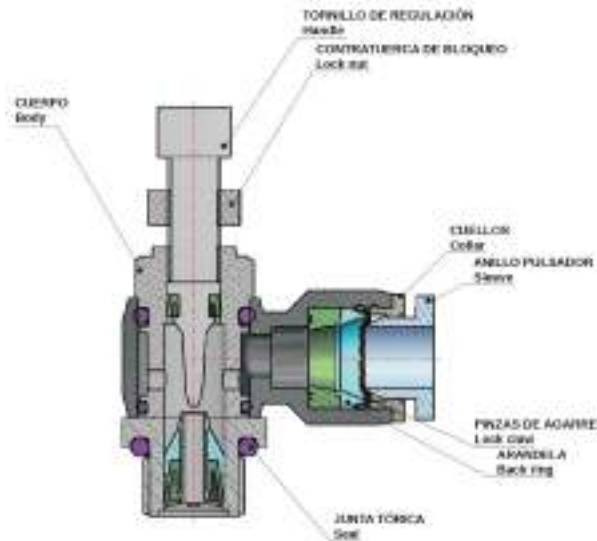
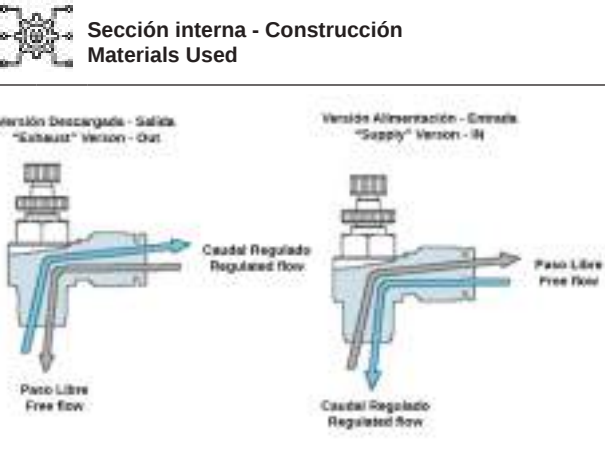
**REGULADORES DE CAUDAL TIPO BANJO**  
**REGULADORES DE CAUDAL CON VÁLVULA BLOQUEO**  
**REGULADORES DE CAUDAL EN LÍNEA**  
**VÁLVULAS DE ESCAPE RÁPIDO**  
**VÁLVULAS MANUALES 3/2 VÍAS**  
**VÁLVULAS CON INTERRUPTOR NEUMÁTICO**  
**VÁLVULA DE CORREDERA**  
**VÁLVULA DE CORREDERA CON BLOQUEO**  
**VÁLVULA DE BLOQUEO**  
**VÁLVULA ANTIRRETORNO**  
**VÁLVULAS DE SEGURIDAD TARADAS**

Banjo flow regulators  
Flow regulators with pilot check valve  
Flat flow regulators  
Quick exhaust valve  
Hand valves 3/2 ways  
Pneumatic valve switch  
Slide valves  
Slide valve with security block  
Stop fittings  
Check valves  
Safety tares valves

# REGULADORES DE CAUDAL TIPO BANJO TERMOPLÁSTICOS TERMOPLASTIC BANJO FLOW REGULATORS

RACORES CON FUNCIÓN NEUMÁTICA  
Fittings with pneumatic function

138

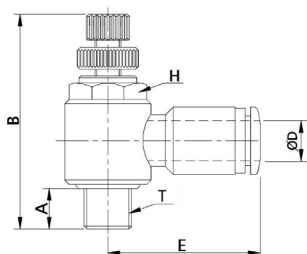
 <p><b>TEMPERATURA DE TRABAJO:</b> De -20°C A +80°C. <b>Working Temperature:</b> From -20°C to +80°C.</p>	 <p><b>MATERIALES DE CONSTRUCCIÓN</b> <b>Materials Used</b></p>
 <p><b>PRESIONES DE TRABAJO:</b> 10 BAR <b>Working Pressure:</b> 10 Bar</p>	<p><b>CUERPO:</b> LATÓN NIQUELADO Y PBT <b>Body:</b> Nickel plated brass &amp; PBT</p>
 <p><b>TIPO DE REGULACIÓN:</b> MANUAL <b>Type of Regulation:</b> Manual</p>	<p><b>PINZA DE AGARRE:</b> ACERO INOXIDABLE AISI 301 <b>Lock claw:</b> Steel AISI 301</p>
 <p><b>APLICACIONES:</b> NEUMÁTICA <b>Applications:</b> Pneumatic</p>	<p><b>JUNTAS TÓRICAS:</b> NBR SIN SILICONA <b>O´ring &amp; seal:</b> NBR silicon free</p>
 <p><b>TUBOS UTILIZADOS:</b> POLIAMIDA (PA), POLIURETANO (PU), POLIETILENO (PE). <b>Tubes Used:</b> Polyamide (PA), polyurethane (PU), Polythylene (PE).</p>	<p><b>ANILLO PULSADOR</b> RESINA ACETALICA POM <b>Sleeve:</b> Acetal Resin POM</p>
 <p><b>CERTIFICACIONES</b> <b>Certifications</b></p>	<p><b>MANETA Y CONTRA TUERCA:</b> LATÓN NIQUELADO <b>handle &amp; lock nut:</b> Nickel plated brass</p>
 <p><b>PRODUCTOS CONFORME A LA DIRECTIVA 2002/95/EC</b> Products in compliance with the directive 2002/95/EC</p>	<p><b>ANILLO RETENEDOR:</b> POM <b>Back ring:</b> POM</p>
 <p><b>PRODUCTOS CONFORME A LA DIRECTIVA 2011/65/EC</b> Products in compliance with the directive 2011/65/EU</p>	<p><b>COLLAR:</b> ZINC <b>Collar:</b> Zinc</p>
 <p><b>Sección interna - Construcción</b> <b>Materials Used</b></p>	 <p><b>ROSCAS</b> <b>Threads</b></p>
	<p><b>GAS CÓNICA BSPT ISO 7 DE R1/8" A R1/2" PRETEFLONADA</b> BSPT ISO 7 from R1/82 to R1/2" teflon coated</p> <p><b>GAS CILÍNDRICA BSPP ISO 228 DE G1/8" A G1/2"</b> BSPP ISO 228 with OR from G1/8" to G1/2"</p> <p><b>MÉTRICA M5 ISO 262</b> Metric M5 to ISO 262</p>
<p>LOS DATOS TÉCNICOS Y GRÁFICOS NO SON VINCULANTES. - Drawing and technical date are not binding.</p>	 <p><b>Sección interna - Construcción</b> <b>Materials Used</b></p>

**IMONSE**



REGULADOR DE CAUDAL TIPO BANJO, ROSCA MACHO CÓNICA BSPT PARA CILÍNDRIO Y REGULACIÓN MANUAL EN TERMOPLÁSTICO

- Banjo male elbow flow regulator BSPT thread for cylinders nickel plated with handle regulation in thermoplastic



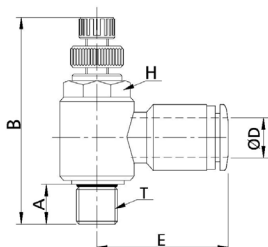
REFERENCIA	ØD	T	L (MAX)	I	E	H (HEX)	Peso Weight(g)
IMONSE0401	4	R1/8"	39,7	7,0	22,3	10	18,0
IMONSE0402	4	R1/4"	46,4	9,5	24,1	14	35,9
IMONSE0601	6	R1/8"	39,7	7,0	23,1	10	18,5
IMONSE0602	6	R1/4"	46,4	9,5	25,1	14	36,5
IMONSE0603	6	R3/8"	53,4	10,5	26,8	19	60,5
IMONSE0604	6	R1/2"	57,9	13,5	29,8	24	92,7
IMONSE0801	8	R1/8"	39,7	7,0	25,6	10	19,3
IMONSE0802	8	R1/4"	46,4	9,5	28,6	14	37,3
IMONSE0803	8	R3/8"	53,4	10,5	29,6	19	61,1
IMONSE0804	8	R1/2"	57,9	13,5	32,6	24	93,4
IMONSE1001	10	R1/8"	39,7	7,0	28,8	10	22,7
IMONSE1002	10	R1/4"	46,4	9,5	31,0	14	40,7
IMONSE1003	10	R3/8"	53,4	10,5	31,6	19	64,5
IMONSE1004	10	R1/2"	57,9	13,5	34,6	24	96,8
IMONSE1202	12	R1/4"	46,4	9,5	33,5	14	42,2
IMONSE1203	12	R3/8"	53,4	10,5	35,6	19	66,1
IMONSE1204	12	R1/2"	57,9	13,5	36,6	24	98,3

**IMONSE-G**



REGULADOR DE CAUDAL TIPO BANJO, ROSCA MACHO CILÍNDRICA BSPP Y MÉTRICA PARA CILINDRO Y REGULACIÓN MANUAL EN TERMOPLÁSTICO.

Banjo male elbow flow regulator BSPP & metric thread for cylinders nickel plated with handle regulation in thermoplastic



REFERENCIA	ØD	T	L (MAX)	I	E	H (HEX)	Peso Weight(g)
IMONSE04M5	4	M5x0,8	29,3	4,0	20,0	8	8,65
IMONSE04-G01	4	G1/8"	39,7	5,8	22,3	10	18,0
IMONSE04-G02	4	G1/4"	46,4	7,3	24,1	14	35,9
IMONSE06M5	6	M5x0,8	29,3	4,0	21,9	8	9,3
IMONSE06-G01	6	G1/8"	39,7	5,8	23,1	10	18,5
IMONSE06-G02	6	G1/4"	46,4	7,3	25,1	14	36,5
IMONSE06-G03	6	G3/8"	53,4	8,5	26,8	19	60,5
IMONSE06-G04	6	G1/2"	57,9	10,0	29,8	24	92,7
IMONSE08-G01	8	G1/8"	39,7	5,8	25,6	10	19,3
IMONSE08-G02	8	G1/4"	46,4	7,3	28,6	14	37,3
IMONSE08-G03	8	G3/8"	53,4	8,5	29,6	19	61,1
IMONSE08-G04	8	G1/2"	57,9	10,0	32,6	24	93,4
IMONSE10-G01	10	G1/8"	39,7	5,8	28,8	10	22,7
IMONSE10-G02	10	G1/4"	46,4	7,3	31,1	14	40,7
IMONSE10-G03	10	G3/8"	53,4	8,5	31,6	19	64,5
IMONSE10-G04	10	G1/2"	57,9	10,0	34,6	24	96,8
IMONSE12-G02	12	G1/4"	46,4	7,3	33,5	14	42,2
IMONSE12-G03	12	G3/8"	53,4	8,5	35,6	19	66,1
IMONSE12-G04	12	G1/2"	57,9	10,0	36,6	24	98,3

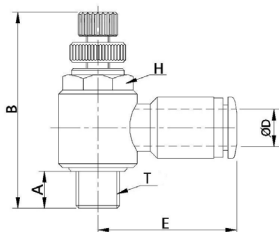


### IMONSV-G













REGULADOR DE CAUDAL TIPO BANJO, ROSCA CILÍNDRICA BSPP Y MÉTRICA PARA VÁVULA Y REGULACIÓN MANUAL EN TERMOPLÁSTICO

- Banjo male elbow flow regulator BSPP & metric thread for valves nickel plated with handle regulation in thermoplastic



REFERENCIA	ØD	T	L (MAX)	I	E	H (HEX)	Peso Weight(g)
IMONSV04M5	4	M5x0,8	29,3	4,0	20,0	8	8,65
IMONSV04-G01	4	G1/8"	39,7	5,8	22,3	10	18,0
IMONSV04-G02	4	G1/4"	46,4	7,3	24,1	14	35,9
IMONSV06M5	6	M5x0,8	29,3	4,0	21,9	8	9,3
IMONSV06-G01	6	G1/8"	39,7	5,8	23,1	10	18,5
IMONSV06-G02	6	G1/4"	46,4	7,3	25,1	14	36,5
IMONSV06-G03	6	G3/8"	53,4	8,5	26,8	19	60,5
IMONSV06-G04	6	G1/2"	57,9	10,0	29,8	24	92,7
IMONSV08-G01	8	G1/8"	39,7	5,8	25,6	10	19,3
IMONSV08-G02	8	G1/4"	46,4	7,3	28,6	14	37,3
IMONSV08-G03	8	G3/8"	53,4	8,5	29,6	19	61,1
IMONSV08-G04	8	G1/2"	57,9	10,0	32,6	24	93,4
IMONSV10-G01	10	G1/8"	39,7	5,8	28,8	10	22,7
IMONSV10-G02	10	G1/4"	46,4	7,3	31,1	14	40,7
IMONSV10-G03	10	G3/8"	53,4	8,5	31,6	19	64,5
IMONSV10-G04	10	G1/2"	57,9	10,0	34,6	24	96,8
IMONSV12-G02	12	G1/4"	46,4	7,3	33,5	14	42,2
IMONSV12-G03	12	G3/8"	53,4	8,5	35,6	19	66,1
IMONSV12-G04	12	G1/2"	57,9	10,0	36,6	24	98,3

# REGULADORES DE CAUDAL TIPO BANJO EN LATÓN NICKEL PLATED BRASS BANJO FLOW REGULATORS

 <p><b>TEMPERATURA DE TRABAJO:</b> DE -20°C A +70°C. <b>Working Temperature:</b> From -20°C to +70°C.</p>	 <p><b>MATERIALES DE CONSTRUCCIÓN</b> <b>Materials Used</b></p>
 <p><b>PRESIONES DE TRABAJO:</b> TUBO DE Ø4MM A Ø8MM: 15 BAR HASTA 50°C Y 10 BAR HASTA 50°C TUBO Ø10MM: DE 10 BAR HASTA 50°C Y 6 BAR +50°C <b>Working Pressure:</b> From Tube Ø4mm a 8mm: 15 Bar up to 50°C &amp; 10 Bar&gt;50°C Tube10mm: 10 Bar up to 50°C &amp; 6 Bar&gt;50°C</p>	<p><b>CUERPO:</b> LATÓN NIQUELADO UNI EN 12164 CW614W <b>Body:</b> Nickel plated brass UNI EN 12164 CW614W</p> <p><b>PINZA DE AGARRE:</b> ACERO INOXIDABLE AISI 316 <b>Lock claw:</b> Steel AISI 316</p>
 <p><b>TIPO DE REGULACIÓN:</b> MANUAL: IMOTSC A TORNILLO: IMOTSC-DC Y IMOTSC-DF <b>Type of Regulation:</b> Manual for IMOTSC-C Screwdrive: IMOTSC-DC y IMOTSC-DF</p>	<p><b>JUNTA TÓRICA:</b> NBR SIN SILICONA <b>O´ring:</b> NBR silicon free</p>
 <p><b>APLICACIONES:</b> AIRE COMPRIMIDO <b>Applications:</b> Compressed air</p>	 <p><b>ROSCAS</b> <b>Threads</b></p>
 <p><b>TUBOS UTILIZADOS:</b> POLIAMIDA (PA), POLIURETANO (PU) <b>Tubes Used:</b> Polyamide (PA), polyurethane (PU)</p>  <p><b>CERTIFICACIONES</b> <b>Certifications</b></p>	<p><b>BSPP CILÍNDRICA ISO 228 DE G1/8" A G1/2"</b> BSPP ISO 228 from G1/8" to G1/2"</p> <p><b>MÉTRICA ISO 262 M5</b> Metric ISO 262 M5</p>
 <p><b>PRODUCTOS CONFORME A LA DIRECTIVA 2002/95/EC</b> Products in compliance with the directive 2002/95/EC</p>	
 <p><b>PRODUCTOS CONFORME A LA DIRECTIVA 2011/65/EC</b> Products in compliance with the directive 2011/65/EU</p>	

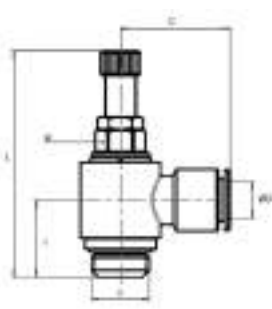
RACORES CON FUNCIÓN NEUMÁTICA  
Fittings with pneumatic function

141

## IMOTSC-C



REGULADOR DE CAUDAL ORIENTABLE ROSCA MACHO CILÍNDRICA BSPP PARA CILINDRO EN LATÓN  
- Manual swivel flow regulator BSPP thread for cylinders in brass

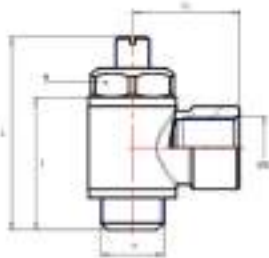


REFERENCIA	ØD	T	I	L	C	H (HEX)	Peso Weight(g)
IMOTSC-C04M5	4	M5	4,0	39,0	18,0	6	13,0
IMOTSC-C0401	4	G1/8"	5,5	43,0	21,1	9	27,0
IMOTSC-C0601	6	G1/8"	5,5	43,0	24,3	9	28,0
IMOTSC-C0602	6	G1/4"	6,5	50,0	25,5	12	52,0
IMOTSC-C0801	8	G1/8"	5,5	43,0	24,8	9	29,0
IMOTSC-C0802	8	G1/4"	6,5	50,0	26,5	12	52,0
IMOTSC-C0803	8	G3/8"	9,0	63,0	26,0	14	99,0
IMOTSC-C1002	10	G1/4"	6,5	50,0	28,4	12	59,0
IMOTSC-C1003	10	G3/8"	9,0	63,0	28,0	14	105,0

### IMOTSC-DC

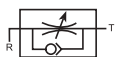


REGULADOR DE CAUDAL ORIENTABLE ROSCA MACHO CILÍNDRICA BSPP PARA CILINDRO CON REGULACIÓN POR TORNILLO EN LATÓN  
- Screwdriver flow regulator BSPP thread for cylinders in brass

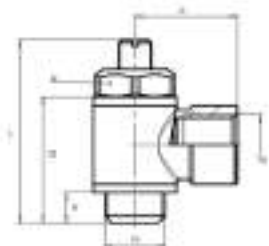


REFERENCIA	ØD	T	I	L	C	H (HEX)	Peso Weight(g)
IMOTSC-DC04M5	4	M5x0,8	4,0	22,5	17,0	8	12,0
IMOTSC-DC0401	4	G1/8"	5,5	34,0	21,1	14	34,0
IMOTSC-DC0601	6	G1/8"	5,5	34,0	24,3	14	36,0
IMOTSC-DC0602	6	G1/4"	6,5	42,0	25,5	17	66,0
IMOTSC-DC0801	8	G1/8"	5,5	34,0	24,8	14	35,0
IMOTSC-DC0802	8	G1/4"	6,5	42,0	26,5	17	66,0
IMOTSC-DC0803	8	G3/8"	7,5	46,5	28,0	20	72,0
IMOTSC-DC1002	10	G1/4"	6,5	42,0	28,4	17	84,0
IMOTSC-DC1003	10	G3/8"	7,5	46,5	29,9	20	90,0

### IMOTSC-DFC






REGULADOR DE CAUDAL ROSCA HEMBRA CILÍNDRICA BSPP PARA CILINDRO CON REGULACIÓN POR TORNILLO EN LATÓN  
- Screwdriver female flow regulator BSPP thread for cylinders in brass



REFERENCIA	T1	T2	L	C	I1	I2	H (HEX)	Peso Weight(g)
IMOTSC-DFC01	G1/8"	G1/8"	34	20	5,5	7,0	14	35
IMOTSC-DFC02	G1/4"	G1/4"	34	24	6,5	8,0	17	67
IMOTSC-DFC03	G3/8"	G3/8"	46	28	6,7	10,0	20	96
IMOTSC-DFC04	G1/2"	G1/2"	52	35	9,6	11,0	25	172

# REGULADORES DE CAUDAL TIPO BANJO EN INOX 316 AISI 316 BANJO FLOW REGULATORS

LOS DATOS TÉCNICOS Y GRÁFICOS NO SON VINCULANTES. - Drawing and technical data are not binding.

	<b>TEMPERATURA DE TRABAJO:</b> HASTA 120°C <b>Working Temperature:</b> Up to 10 Bar		<b>MATERIALES DE CONSTRUCCIÓN</b> <b>Materials Used</b>
	<b>PRESIONES DE TRABAJO:</b> HASTA 10 BAR <b>Working Pressure:</b> Up to 10 Bar		<b>CUERPO:</b> ACERO INOX AISI 316 <b>Body:</b> Stainless steel AISI 316
	<b>TIPO DE REGULACIÓN:</b> A TORNILLO XSC-D Y XSC-DF <b>Type of Regulation:</b> Screwdriver: XSC-D & XSC-DF		<b>PINZA DE AGARRE:</b> ACERO INOX AISI 303 <b>Lock claw:</b> Stainless steel AISI 316
	<b>APLICACIONES:</b> AIRE COMPRIMIDO Y FLUIDOS EN EL SECTOR DE ALIMENTACIÓN, QUÍMICO, MEDICINAL, FARMACÉUTICO Y NAVAL. <b>Applications:</b> Compressed air, fluids, food, chemical, medical, pharmaceutical & marine applications		<b>ROSCAS</b> <b>Threads</b>
	<b>UBOS UTILIZADOS:</b> POLIETILENO (PE). PTFE <b>Tubes Used:</b> Polythylene (PE), PTFE.		<b>BSPP CILÍNDRICA CON JUNTA TÓRICA</b> BSPP with OR
	<b>CERTIFICACIONES</b> Certifications		<b>MÉTRICA M5</b> Metric M5
	<b>PRODUCTOS CONFORME A LA DIRECTIVA 2002/95/EC</b> Products in compliance with the directive 2002/95/EC		
	<b>PRODUCTOS CONFORME A LA DIRECTIVA 2011/65/EC</b> Products in compliance with the directive 2011/65/EU		

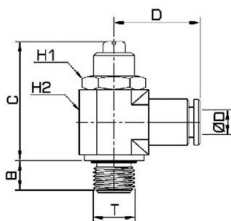
RACORES CON FUNCIÓN NEUMÁTICA  
Fittings with pneumatic function

143

## IMOXSC-D



REGULADOR DE CAUDAL ROSCA MACHO CILÍNDRICA BSPP PARA CILINDRO CON REGULACIÓN POR TORNILLO EN AISI 316  
- Screwdriver female flow regulator BSPP thread for cylinders in AISI 316

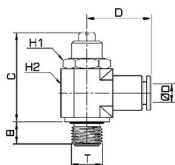


REFERENCIA	ØD	T	L (MAX)	I	E	H (HEX)	Peso Weight(g)
IMOXSC06G01-D	6	G1/8"	6	38	24	8	14,3
IMOXSC06G02-D	6	G1/4"	8	40	28	12	17,4
IMOXSC08G02-D	8	G1/8"	6	38	24	18	14,3
IMOXSC08G02-D	8	G1/4"	8	40	28	12	17,4
IMOXSC10G02-D	10	G1/4"	8	40	28	12	17,4

## IMOXSC-DF



REGULADOR DE CAUDAL ROSCA HEMBRA CILÍNDRICA BSPP Y MÉTRICA PARA CILINDRO CON REGULACIÓN POR TORNILLO EN AISI 316  
- Screw driver female flow regulator BSPP & metric thread for cylinders in AISI 316



REFERENCIA	ØD	T	L (MAX)	I	E	H1 (HEX)	H2 (HEX)	Peso Weight(g)
IMOXSC01-DF	G1/8"	6	38	21	8	14,3	19	16
IMOXSC02-DF	G1/4"	8	40	25	12	17,4	19	19
IMOXSC03-DF	G3/8"	8	53	28	12	20,6	22	22
IMOXSC04-DF	G1/2"	10	69	31	15	24,0	28	28

## REGULADORES DE CAUDAL CON VÁLVULA DE BLOQUEO PILOTADA FLOW REGULATORS WITH PILOT CHECK VALVE



**PRESIONES DE TRABAJO:** 10 BAR  
**Working Pressure:** 10 Bar



**PRESIÓN VACÍO:** -750mmHg (-750 torr)  
**Negative Pressure:** -750 mmHg (-750 torr)



**TIPO DE REGULACIÓN:** MANUAL  
**Type of Regulation:** Manual



**APLICACIONES:** AIRE COMPRIMIDO  
**Applications:** Compressed air



**TUBOS UTILIZADOS:** POLIAMIDA (PA), POLIURETANO (PU).  
**Tubes Used:** Polyamide (PA), Polyurethane (PU).



**CERTIFICACIONES**  
**Certifications**



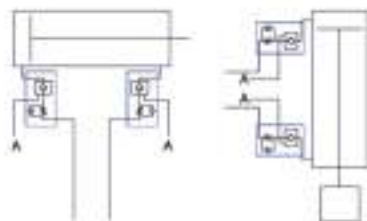
**PRODUCTOS CONFORME A LA DIRECTIVA 2002/95/EC**  
**Products in compliance with the directive 2002/95/EC**



**PRODUCTOS CONFORME A LA DIRECTIVA 2011/65/EC**  
**Products in compliance with the directive 2011/65/EU**



**EJEMPLO DE APLICACIÓN**  
**Applied Example**



MONTANDO EN PARES BLOQUEA EL CILINDRO CORTANDO SIMULTÁNEAMENTE EL SUMINISTRO Y EL ESCAPE. PROTEGE LA CAIDA DEL VÁSTAGO DEL CILINDRO EN EL ESTADO DE APAGADO DE SUMINISTRO Y EN EL ESCAPE.

Mounted in pairs lock the cylinder by simultaneously cutting off the supply and the exhaust.  
Protect falling down of the rod cylinder in the off state supply and the exhaust.



**MATERIALES DE CONSTRUCCIÓN**  
**Materials Used**

**CUERPO:** PBT  
**Body:** PBT

**PINZA DE AGARRE:** ACERO AISI 301  
**Lock claw:** Steel AISI 301

**JUNTA TÓRICA:** NBR SIN SILICONA  
**O'ring:** NBR silicon free

**ANILLO PULSADOR Y ARANDELA:** POM  
**Sleeve & back ring:** POM

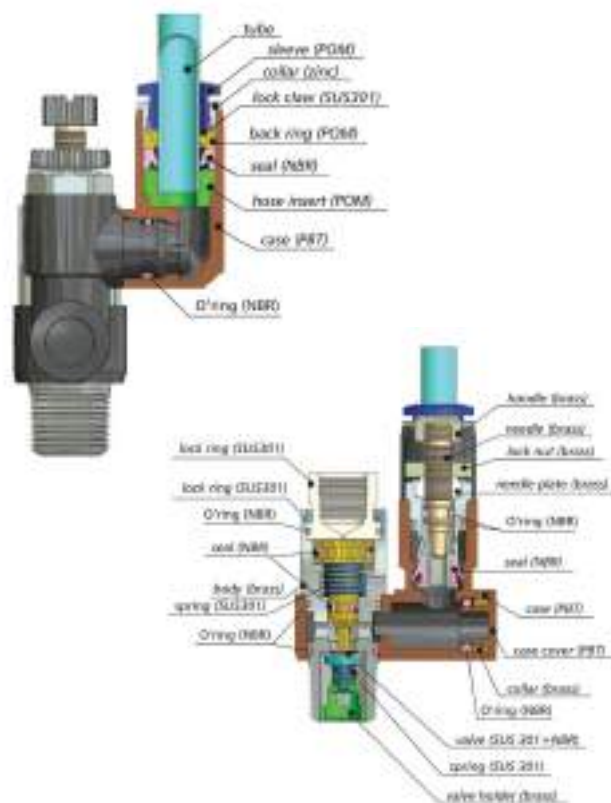


**ROSCAS**  
**Threads**

**GAS CÓNICA BSPT ISO 7 DE R1/8" A R1/2" PRETEFLONADA**

BSPT ISO 7 from R1/8" to R1/2" precoated

**GAS CILÍNDRICA BSPP ISO 228 DE G1/8" A G1/2"**  
BSPP ISO 228 from G1/8" to G1/2"



**PVSC**



REGULADOR CON VÁLVULA DE BLOQUEO PILOTADA ROSCA MACHO  
 CÓNICA BSPT  
 - Flow regulators with pilot check valve male thread BSPT

REFERENCIA	ØD	T1	T2	L	H1	H2	Peso Weight(g)
PVSC06R01	6	R1/8"	M5	41	12	10	39,6
PVSC06R02	6	R1/4"	G1/8"	49,1	17	13	71,4
PVSC08R01	8	R1/8"	M5	41	12	10	41,6
PVSC08R02	8	R1/4"	G1/8"	49,1	17	13	76,4
PVSC08R03	8	R3/8"	G1/8"	56,9	19	17	128,9
PVSC10R03	10	R3/8"	G1/8"	56,9	19	17	130,9
PVSC10R04	10	R1/2"	G1/4"	70,8	24	23	244,6
PVSC12R03	12	R3/8"	G1/8"	56,9	19	17	138,9
PVSC12R04	12	R1/2"	G1/4"	70,8	24	23	234,6

**PVSC-G**



REGULADOR CON VÁLVULA DE BLOQUEO PILOTADA ROSCA MACHO  
 CILÍNDRICA BSPP  
 - Flow regulators with pilot check valve male thread BSPP

REFERENCIA	ØD	T1	T2	L	H1	H2	Peso Weight(g)
PVSC06G01	6	R1/8"	M5	41,0	12	10	44,6
PVSC06G02	6	R1/4"	G1/8"	49,1	17	13	79,4
PVSC08G01	8	R1/8"	M5	41,0	12	10	42,6
PVSC08G02	8	R1/4"	G1/8"	49,1	17	13	80,4
PVSC08G03	8	R3/8"	G1/8"	56,9	19	17	124,9
PVSC10G03	10	R3/8"	G1/8"	56,9	19	17	137,9
PVSC10G04	10	R1/2"	G1/4"	70,8	24	23	252,6
PVSC12G03	12	R3/8"	G1/8"	56,9	19	17	145,9
PVSC12G04	12	R1/2"	G1/4"	70,8	24	23	238,6

## REGULADOR DE CAUDAL EN LÍNEA DE TERMOPLÁSTICO PLASTIC FLAT FLOW REGULATOR



**TEMPERATURA DE TRABAJO:** DE -20°C A +80°C.  
**Working Temperature:** From -20°C to +80°C.



**MATERIALES DE CONSTRUCCIÓN**  
**Materials Used**



**PRESIONES DE TRABAJO:** 10 BAR  
**Working Pressure:** 10 Bar



**TIPO DE REGULACIÓN:** MANUAL  
**Type of Regulation:** Manual



**APLICACIONES:** AIRE COMPRIMIDO  
**Applications:** compressed air



**TUBOS UTILIZADOS:** POLIAMIDA (PA), POLIURETANO (PU),  
POLIETILENO (PE).  
**Tubes Used:** Polyamide (PA), polyurethane (PU), Polythylene (PE).



**CERTIFICACIONES**  
**Certifications**



**PRODUCTOS CONFORME A LA DIRECTIVA 2002/95/EC**  
**Products in compliance with the directive 2002/95/EC**



**PRODUCTOS CONFORME A LA DIRECTIVA 2011/65/EC**  
**Products in compliance with the directive 2011/65/EU**

**CUERPO:** LATÓN NIQUELADO Y PBT  
**Body:** Nickel plated brass & PBT

**PINZA DE AGARRE:** ACERO INOXIDABLE AISI 301  
**Lock claw:** Steel AISI 301

**JUNTAS TÓRICAS:** NBR SIN SILICONA  
**O´ring & seal:** NBR silicon free

**ANILLO PULSADOR RESINA ACETALICA POM**  
**Sleeve:** Acetal Resin POM

**MANETA Y CONTRA TUERCA:** LATÓN NIQUELADO  
**handle & lock nut:** Nickel plated brass

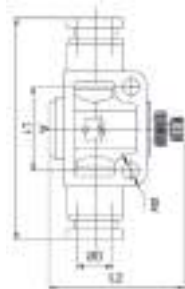
**ANILLO RETENEDOR:** POM  
**Back ring:** POM

**COLLAR:** ZINC  
**Collar:** Zinc

### IMONSF










REGULADOR DE CAUDAL EN LÍNEA UNIDIRECCIONAL  
- Flat flow regulator unidirectional



REFERENCIA	ØD	Ød	A	L1	L2	Peso Weight(g)
IMONSF04	4	3,2	14	39,5	28,8	11,7
IMONSF06	6	4,3	20	47,6	42,6	27
IMONSF08	8	4,3	22	52,6	44,3	39,5
IMONSF10	10	4,3	26	60,5	53,4	69
IMONSF12	12	4,3	32	74,2	55,6	113,2



# REGULADORES DE CAUDAL EN LÍNEA DE ALUMINIO ALUMINIUM FLAT FLOW REGULATORS

	<b>TEMPERATURA DE TRABAJO:</b> DE 0°C HASTA +65°C <b>Working Temperature:</b> From 0°C up to +65°C		<b>MATERIALES DE CONSTRUCCIÓN</b> <b>Materials Used</b>
	<b>PRESIONES DE TRABAJO:</b> UNIDIRECCIONAL: 0,025 - 10 BAR BIDIRECCIONAL: 0 - 10 BAR <b>Working Pressure:</b> 0,25 to 10 Bar		<b>CUERPO:</b> ALUMINIO 11S ANODIZADO NEGRO <b>Body:</b> Aluminium 11S with black anodization
	<b>APLICACIONES:</b> AIRE COMPRIMIDO <b>Applications:</b> Compressed Air		<b>TUERCA DE REGULACIÓN:</b> LATÓN NIQUELADO <b>Regulation screw:</b> Nickel plated brass
	<b>TIPO DE REGULACIÓN:</b> MANUAL CON CONTRATUERCA DE FIJACIÓN <b>Tubes Used:</b> Manual.		<b>JUNTA TÓRICAS:</b> NBR <b>Seals:</b> NBR
	<b>CERTIFICACIONES</b> <b>Certifications</b>		<b>ROSCAS</b> <b>Threads</b>
	<b>PRODUCTOS CONFORME A LA DIRECTIVA 2011/65/EC</b> Products in compliance with the directive 2011/65/EU		<b>BSPP HEMBRA CILÍNDRICA ISO 228 DE G1/8" A G1/2"</b> Female BSPP iso 228 from G1/8" to G1/2"

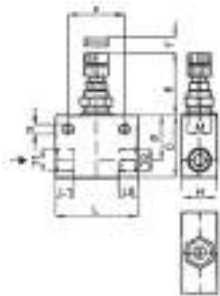
RACORES CON FUNCIÓN NEUMÁTICA  
Fittings with pneumatic function

147

## IMOASF-U



REGULADOR DE CAUDAL EN LÍNEA UNIDIRECCIONAL CON ROSCA BSPT CILÍNDRICA EN ALUMINIO. UNIDIRECCIONAL  
- Unidirectional female flow regulator BSPP thread in aluminium. Unidirectional



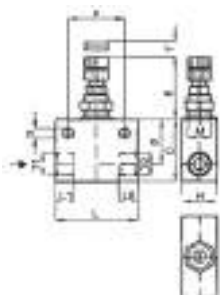
REFERENCIA	T	L	C	H	G	E	Peso Weight(g)
IMOASF-U01	G1/8"	35	27	15	4,5	26	52
IMOASF-U02	G1/4"	40	30	18	4,5	26	90
IMOASF-U03	G3/8"	45	35	22	6,0	31	206
IMOASF-U04	G1/2"	57	40	27	6,0	31	217

\* UNIDIRECCIONAL - Unidirectional

## IMOASF-B



REGULADOR DE CAUDAL EN LÍNEA BIDIRECCIONAL CON ROSCA HEMBRA BSPP CILÍNDRICA EN ALUMINIO BIDIRECCIONAL  
- Bidirectional female flow regulator BSPP thread in aluminium. Bidirectional



REFERENCIA	T	L	C	H	G	E	Peso Weight(g)
IMOASF-B01	G1/8"	35	27	15	4,5	26	52
IMOASF-B02	G1/4"	40	30	18	4,5	26	90
IMOASF-B03	G3/8"	45	35	22	6	31	206
IMOASF-B04	G1/2"	57	40	27	6	31	217

\* BIDIRECCIONAL - Bidirectional

## REGULADORES DE CAUDAL EN LÍNEA AISI 316 FLAT FLOW REGULATORS INOX AISI 316



**TEMPERATURA DE TRABAJO: UNIDIRECCIONALES:**

-10°C HASTA +120°C

BIDIRECCIONALES: -25°C A +120°C

**Working Temperature:** Unidirectional From -10°C up to +120°C

Bidirectional from -25°C up to +120°C



**PRESIONES DE TRABAJO: Unidireccionales: 1 - 16 BAR**

BIDIRECCIONALES: 0 - 40 BAR

**Working Pressure:** Unidirectional: 1 - 16 Bar

Bidirectional: 0 - 40 Bar



**APLICACIONES: UNIDIRECCIONAL: SOLO AIRE COMPRIMIDO**

BIDIRECCIONAL: AIRE COMPRIMIDO Y FLUIDOS COMPATIBLES CON LOS MATERIALES DE CONSTRUCCIÓN

**Applications:** Unidirectional: Compressed air

Bidirectional: Compressed air & fluids compatible with construction materials



**MATERIALES DE CONSTRUCCIÓN  
Materials Used**

**CUERPO:** ACERO INOX AISI 316L

**Body:** Stainless steel AISI 316L

**JUNTAS TÓRICAS:** FKM / VMQ ALIMENTARIO

**Seal:** Food FKM / VMQ (FDA)



**ROSCAS  
Threads**

**GAS CILÍNDRICA BSPP ISO 228 DE G1/8" A G1/2"**

Cylindrical gas ISO 228, from G1/8" to G1/2"

**NPT N1/4" y N1/2"**

NPT N1/4" and N1/2"



**CERTIFICACIONES  
Certifications**



**PRODUCTOS CONFORME A LA DIRECTIVA 2002/95/EC**

Products in compliance with the directive 2002/95/EC



**PRODUCTOS CONFORME A LA DIRECTIVA 2011/65/EC**

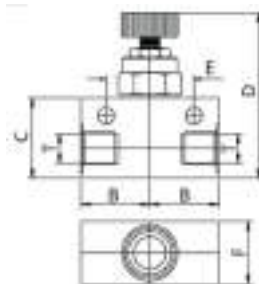
Products in compliance with the directive 2011/65/EU



### XSF-U



REGULADOR DE CAUDAL ROSCA HEMBRA CILÍNDRICA BSPP INOXIDABLE AISI 316  
- Unidirectional female flow regulator BSPP thread Inox AISI 316

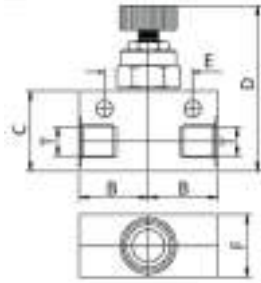


REFERENCIA	T	A	B	C	D (MÁX)	D (MIN)	CAUDAL MÁX. MÁX. CAPACITY L/MIN	Peso Weight(g)
XSF-U01	G1/8"	39,8	19,7	30,0	53,5	47,1	800	172,0
XSF-U02	G1/4"	39,8	19,7	30,0	53,5	47,1	800	161,0
XSF-U03	G3/8"	47,6	24,8	35,1	65,6	56,3	1650	260,0
XSF-U04	G1/2"	47,6	24,8	35,1	65,6	56,3	1950	281,0

## XSF-U-NPT



REGULADOR DE CAUDAL EN LÍNEA UNIDIRECCIONAL ROSCA NPT INOX AISI 316  
- Inidirectional female flow regulator NPT thread INOX AISI 316

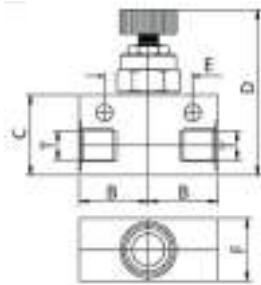


REFERENCIA	T	A	B	C	D (MÁX)	D (MIN)	CAUDAL MÁX. MÁX. CAPACITY L/MIN	Peso Weight(g)
XSF-U04NPT	N1/2"	47,6	24,6	24,8	35,1	56,3	1950	260,0

## XSF-B



REGULADOR DE CAUDAL BIDIRECCIONAL ROSCA HEMBRA CILÍNDRICA BSPP AISI 316 L  
- Bidirectional female flow regulator BSPP thread INOX 316 L

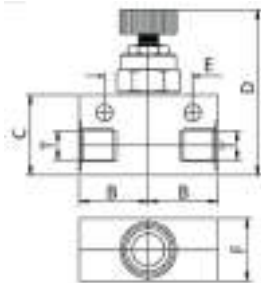


REFERENCIA	T	A	B	C	D (MÁX)	D (MIN)	CAUDAL MÁX. MÁX. CAPACITY L/MIN	Peso Weight(g)
XSF-B01	G1/8"	39,8	19,7	30,0	53,5	47,8	800	173,0
XSF-B02	G1/4"	39,8	19,7	30,0	53,5	47,8	800	162,0
XSF-B03	G3/8"	47,6	24,8	35,1	65,6	59,1	1650	263,0
XSF-B04	G1/2"	47,6	24,8	35,1	65,6	59,1	1950	287,0

## XSF-B-NPT



REGULADOR DE CAUDAL BIDIRECCIONAL ROSCA HEMBRA CILÍNDRICA NPT AISI 316 L  
- Bidirectional female flow regulator NPT thread INOX 316 L



REFERENCIA	T	A	B	C	D (MÁX)	D (MIN)	CAUDAL MÁX. MÁX. CAPACITY L/MIN	Peso Weight(g)
XSF-B04NPT	N1/2"	47,6	24,8	35,1	65,6	59,1	1950	263,0

# VÁLVULAS DE ESCAPE RÁPIDO QUICK EXHAUST VALVE



**TEMPERATURA DE TRABAJO:** DE -20°C HASTA +80°C

**Working Temperature:** From -20°C up to + 80°C



**PRESIONES DE TRABAJO:** 0,5 BAR A 10 BAR

**Working Pressure:** From 0,5 Bar to 10 Bar



**APLICACIONES:** AIRE COMPRIMIDO Y FLUIDOS COMPATIBLES CON MATERIALES DE CONSTRUCCIÓN

**Applications:** Compressed air & fluids compatible with construction materials



**CERTIFICACIONES**  
Certifications



PRODUCTOS CONFORME A LA DIRECTIVA 2002/95/EC  
Products in compliance with the directive 2002/95/EC



PRODUCTOS CONFORME A LA DIRECTIVA 2011/65/EC  
Products in compliance with the directive 2011/65/EU



**MATERIALES DE CONSTRUCCIÓN**  
Materials Used

**CUERPO/TAPA:** LATÓN NIQUELADO UNI EN 12165 CW617N

**Body/Cap:** Brass UNI EN 12165 CW617N

**MEMBRANA:** NBR: PARA EL IMO-VES M5

ELASTÓMERO POLIURETANO PARA EL RESTO

**Membrane:**

NBR for IMO-VES M5 thread

Polyurethane elastomer for other thread

**ARANDELA DE SUJECCIÓN:** NYLÓN

**Body/cap:** Nylon



**ROSCAS**  
Threads

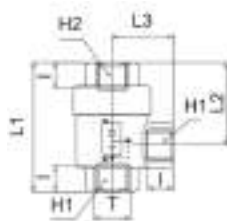
**GAS CILÍNDRICA BSPP ISO 228 DE G1/8" A G1"**

Cylindrical BSPP ISO 228 from G1/8" to G1"

RACORES CON FUNCIÓN NEUMÁTICA  
Fittings with pneumatic function

150

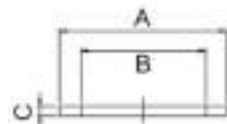
## IMO-VES



VÁLVULA DE ESCAPE RÁPIDO  
- Quick exhaust valve

REFERENCIA	T	I	L1	L2	L3	H1 (HEX)	H2 (HEX)	Peso Weight(g)
IMO-VES-M5	M5	4,0	24,8	15,6	10,5	10	10	27,0
IMO-VES-18	G1/8"	8,0	42,0	28,0	19,5	14	14	84,0
IMO-VES-14	G1/4"	11,0	53,0	34,5	25,0	19	19	146,0
IMO-VES-38	G3/8"	12,0	58,0	36,5	26,0	21	21	150,0
IMO-VES-12	G1/2"	14,0	71,0	44,0	35,0	26	26	314,0
IMO-VES-34	G3/4"	18,0	86,0	52,0	38,5	32	32	450,0
IMO-VES-01	G1"	19,0	94,0	56,0	42,0	38	38	525,0

## AVES



ARANDELA DE SUJECCIÓN  
- Body/cap seal in nylon

REFERENCIA	-	A	B	C	Peso Weight(g)
AVES-M5	M5	17,0	12,4	0,8	0,08
AVES-18	1/8"	23,8	20,0	1,0	0,014
AVES-14	1/4"	28,5	24,0	1,0	0,018
AVES-38	3/8"	28,5	24,0	1,0	0,018
AVES-12	1/2"	38,6	32,0	1,5	0,03
AVES-34	3/4"	45,0	38,0	1,5	0,76
AVES-01	1"	45,0	38,0	1,5	0,76

## JVES












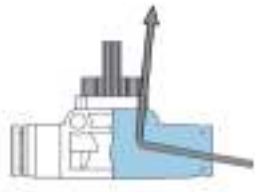


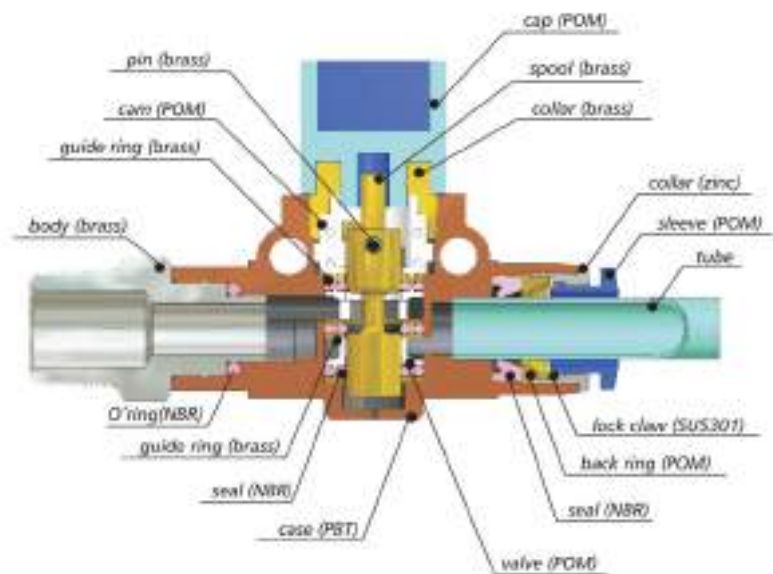
Membrana para válvula en alastómero poliuretánico  
- Membrane for valve in polyurethane elastomer

REFERENCIA	-	A	B	Peso Weight(g)
JVES-M5	M5	13,5	4,5	0,4
JVES-18	1/8"	20,5	5,0	1,1
JVES-14	1/4"	25,5	5,8	1,9
JVES-38	3/8"	25,5	5,8	1,9
JVES-12	1/2"	35,5	8,2	2,5
JVES-34	3/4"	40,5	9,0	7,0
JVES-01	1"	40,5	9,0	7,0


# VÁLVULAS MANUALES DE 3/2 VÍAS

## HAND VALVES 3/2 LINES

 <p><b>TEMPERATURA DE TRABAJO:</b> DE 0°C HASTA +60°C  <b>Working Temperature:</b> From 0°C up to +60°C</p>	 <p><b>MATERIALES DE CONSTRUCCIÓN</b>  <b>Materials Used</b></p>
 <p><b>PRESIONES DE TRABAJO:</b> 10 BAR  <b>Working Pressure:</b> 10 Bar</p>	<p><b>CUERPO:</b> LATÓN NIQUELADO &amp; PBT  <b>Body:</b> Nickel plated brass &amp; PBT</p>
 <p><b>PRESION DE VACIO:</b> -750mmHg  <b>Negative Pressure:</b> -750mmHg</p>	<p><b>PINZA DE AGARRE:</b> ACERO INOXIDABLE AISI 301  <b>Lock claw:</b> AISI 301 Stainless steel</p>
 <p><b>APLICACIONES:</b> AIRE COMPRIMIDO Y VACIO  <b>Applications:</b> Compressed air and vacuum</p>	<p><b>JUNTA TÓRICAS:</b> NBR LIBRES DE SILICONA  <b>Seals:</b> NBR silicon free</p>
 <p><b>TUBOS UTILIZADOS:</b> POLIAMIDA (PA), POLIURETANO (PU).  <b>Tubes Used:</b> Polyamide (PA), Polyurethane (PU).</p>	<p><b>ANILLO PULSADOR:</b> POM  <b>Release Sleeve:</b> POM</p>
 <p><b>CERTIFICACIONES</b>  <b>Certifications</b></p>	 <p><b>ROSCAS</b>  <b>Threads</b></p>
 <p><b>PRODUCTOS CONFORME A LA DIRECTIVA 2002/95/EC</b>          Products in compliance with the directive 2002/95/EC</p>	<p><b>GAS CÓNICA BSPT ISO 7 DE R1/8" A R1/2" PETRE-FLONADA</b>          BSPT ISO 7 from R1/8" to R1/2" teflon coated</p>
 <p><b>PRODUCTOS CONFORME A LA DIRECTIVA 2011/65/EC</b>          Products in compliance with the directive 2011/65/EU</p>	<p><b>GAS CILÍNDRICA BSPP ISO 228 DE G1/8" A G1/2"</b>          BSPP ISO 228 from G1/8" to G1/2"</p>
 <p><b>EJEMPLO DE APLICACIÓN</b>  <b>Applied Example</b></p>	<p><b>Sección interna - Construcción</b>  <b>Materials Used</b></p>
<p>MINI VÁLVULA DE 3/2 VIAS BLOQUEAN LA ENTRADA DE AIRE EN EL ESTADO DE APAGADO Y DESCARGAN LA PRESIÓN RESTANTE.          3/2 ways mini valves discharge the remaining pressure out and block the incoming air in the off state.</p>	



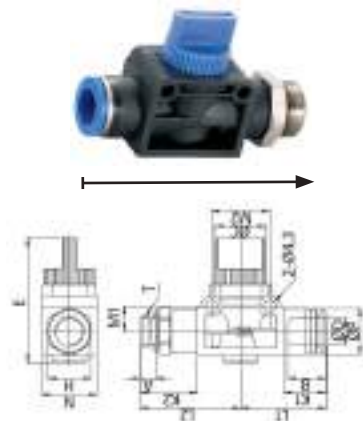
### HVC



VÁLVULA MANUAL 3/2 VÍAS ROSCA BSPT DIRECCIÓN FLUIDO TUBO A ROSCA  
- Male hand valve BSPT thread, flow direction from tube to thread

REFERENCIA	ØD	T	H (HEX)	N	E	L1	L2	Peso Weight(g)
HVC06R01	6	R1/8"	14	18,0	40,3	26,3	35,6	37
HVC06R02	6	R1/4"	14	18,0	40,3	26,3	38,6	37
HVC06R03	6	R3/8"	17	18,0	40,3	26,3	39,6	47
HVC08R01	8	R1/8"	14	18,0	40,3	27,9	35,6	35
HVC08R02	8	R1/4"	14	18,0	40,3	27,9	38,6	41
HVC08R03	8	R3/8"	17	18,0	40,3	27,9	39,6	48
HVC10R02	10	R1/4"	17	21,2	40,5	30,9	39,5	58
HVC10R03	10	R3/8"	17	21,2	40,3	30,9	40,5	61
HVC10R04	10	R1/2"	21	21,2	40,3	30,9	43,5	82
HVC12R02	12	R1/4"	19	21,2	40,5	34,1	41,1	69
HVC12R03	12	R3/8"	19	21,2	40,3	34,1	42,1	68
HVC12R04	12	R1/2"	21	21,2	40,3	34,1	45,1	76

### HVC-G



VÁLVULA MANUAL 3/2 VÍAS ROSCA BSPP DIRECCIÓN FLUIDO TUBO A ROSCA  
- Male hand valve BSPP thread, flow direction from tube to thread

REFERENCIA	ØD	T	H (HEX)	N	E	L1	L2	Peso Weight(g)
HVC06G01	6	G1/8"	14	18	40,3	26,3	32,6	37
HVC06G02	6	G1/4"	17	18	40,3	26,3	34,6	37
HVC06G03	6	G3/8"	20	18	40,3	26,3	34,1	47
HVC08G01	8	G1/8"	14	18	40,3	27,9	32,6	35
HVC08G02	8	G1/4"	17	18	40,3	27,9	34,6	41
HVC08G03	8	G3/8"	20	18	40,3	27,9	34,1	48
HVC10G02	10	G1/4"	17	21,2	40,5	30,9	35,5	58
HVC10G03	10	G3/8"	20	21,2	40,5	30,9	35	61
HVC10G04	10	G1/2"	24	21,2	40,5	30,9	36,5	82
HVC12G02	12	G1/4"	19	21,2	40,5	34,1	37,1	69
HVC12G03	12	G3/8"	20	21,2	40,5	34,1	36,6	68
HVC12G04	12	G1/2"	24	21,2	40,5	34,1	38,1	76

### HVF

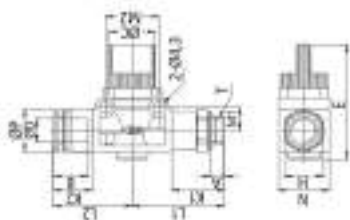


VÁLVULA MANUAL 3/2 VÍAS ROSCA BSPT DIRECCIÓN FLUIDO ROSCA A TUBO  
- Male hand valve BSPT thread, flow direction from thread to tube

REFERENCIA	ØD	T	H (HEX)	N	E	L1	L2	Peso Weight(g)
HVF06R01	6	R1/8"	14	18,0	40,3	26,3	35,6	37
HVF06R02	6	R1/4"	14	18,0	40,3	26,3	38,6	37
HVF06R03	6	R3/8"	17	18,0	40,3	26,3	39,6	47
HVF08R01	8	R1/8"	14	18,0	40,3	27,9	35,6	35
HVF08R02	8	R1/4"	14	18,0	40,3	27,9	38,6	41
HVF08R03	8	R3/8"	17	18,0	40,3	27,9	39,6	48
HVF10R02	10	R1/4"	17	21,2	40,5	30,9	39,5	58
HVF10R03	10	R3/8"	17	21,2	40,5	30,9	40,5	61
HVF10R04	10	R1/2"	21	21,2	40,5	30,9	43,5	82
HVF12R02	12	R1/4"	19	21,2	40,5	34,1	41,1	69
HVF12R03	12	R3/8"	19	21,2	40,5	34,1	42,1	68
HVF12R04	12	R1/2"	21	21,2	40,5	34,1	45,1	76



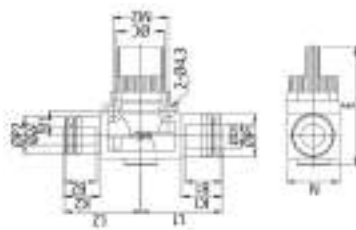
### HVF-G



VÁLVULA MANUAL 3/2 VÍAS ROSCA BSPP DIRECCIÓN FLUIDO ROSCA A TUBO  
 - Male hand valve BSPP thread, flow direction from thread to tube

REFERENCIA	ØD	T	H (HEX)	N	E	L1	L2	Peso Weight(g)
HVF06G01	6	G1/8"	14	18,0	40,3	26,3	32,6	37
HVF06G02	6	G1/4"	17	18,0	40,3	26,3	34,6	37
HVF06G03	6	G3/8"	20	18,0	40,3	26,3	34,1	47
HVF08G01	8	G1/8"	14	18,0	40,3	27,9	32,6	35
HVF08G02	8	G1/4"	17	18,0	40,3	27,9	34,6	41
HVF08G03	8	G3/8"	20	18,0	40,3	27,9	34,1	48
HVF10G02	10	G1/4"	17	21,2	40,5	30,9	35,5	58
HVF10G03	10	G3/8"	20	21,2	40,5	30,9	35	61
HVF10G04	10	G1/2"	24	21,2	40,5	30,9	36,5	82
HVF12G02	12	G1/4"	19	21,2	40,5	34,1	37,1	69
HVF12G03	12	G3/8"	20	21,2	40,5	34,1	36,6	68
HVF12G04	12	G1/2"	24	21,2	40,5	34,1	38,1	76

### HVU



VÁLVULA MANUAL 3/2 VÍAS TUBO, DIRECCIÓN FLUIDO VER CUERPO VÁLVULA  
 - Tube Hand valve, flow direction see valve indicator

REFERENCIA	ØD	T	H (HEX)	N	E	L1	L2	Peso Weight(g)
HVU0606	6	6	12,5	18,2	40,3	26,3	26,3	27
HVU0806	8	6	12,5	18,2	40,3	27,9	26,3	27
HVU0808	8	8	14,8	18,2	40,3	27,9	27,9	28
HVU1008	10	8	14,8	21,2	40,5	30,9	27,9	41
HVU1010	10	10	17,5	21,2	40,5	30,9	30,9	42
HVU1210	12	10	17,5	21,2	40,5	34,1	30,9	45
HVU1212	12	12	20,5	21,2	40,5	34,1	34,1	47



# VÁLVULAS CON INTERRUPTOR NEUMÁTICO

## PNEUMATIC VALVE SWITCH


**TEMPERATURA DE TRABAJO:**

DE -10°C HASTA +70°C

**Working Temperature:** From -10°C up to +70°C

**PRESIONES DE TRABAJO:** 15 BAR

**Working Pressure:** 15 Bar

**APLICACIONES:** INSTALACIONES NEUMÁTICAS CON AIRE FILTRADO

**Applications:** Pneumatic installations fed with filtered and lubricated air

**TUBOS UTILIZADOS:** POLIAMIDA (PA), POLIURETANO (PU).

**Tubes Used:** Polyamide (PA), Polyurethane (PU).

**CARACTERÍSTICAS:** Caudal a 6 Bar Δ 1 bar Ø6 185NI/min Ø8 190NI/min

**Advantages:** Flow rate at 6 bar Δ 1 bar Ø6 185NI/min Ø8 190NI/min

**MATERIALES DE CONSTRUCCIÓN**
**Materials Used**
**CUERPO:** POM

**Body:** POM

**INTERRUPTOR:** LATÓN UNI EN 12164 CW614N NIQUELADO

**Pneumatic Swicht:** Brass UNI EN 12164 CW614N Nickel plated

**MUELLE:** ACERO INOXIDABLE AISI 302

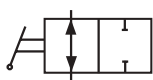
**Spring:** Stainless steel AISI 302

**JUNTAS:** NBR

**Seals:** NBR

**Sección interna - Construcción**
**Materials Used**


### IMOVN


**2 VÍAS**

**3 VÍAS**
**INTERRUPTOR NEUMÁTICO 2/2 VÍAS**

- Pneumatic valve swith 2/2 ways

REFERENCIA	T	D1	L1	L2	L3	H1 (HEX)	Peso Weight(g)
IMOVN06-2	6	3,2	15	45	49	15	30
IMOVN08-2	8	3,2	15	46	50	15	31,5










**INTERRUPTOR NEUMÁTICO 3/2 VÍAS**

- Pneumatic valve swith 3/2 ways

IMOVN06-3	6	3,2	15	45	49	15	30
IMOVN08-3	8	3,2	15	46	50	15	31,5

# VÁLVULAS DE CORREDERA

## SLIDE VALVE

 <p><b>TEMPERATURA DE TRABAJO:</b> De -5°C A +70°C <b>Working Temperature:</b> From -5°C to +70°C.</p>	 <p><b>MATERIALES DE CONSTRUCCIÓN</b> <b>Materials Used</b></p>
 <p><b>PRESIONES DE TRABAJO:</b> 10 BAR <b>Working Pressure:</b> 10 Bar</p>	<p><b>CUERPO:</b> LATÓN CW614N CROMADO <b>Body:</b> BRASS CW614N CHROME PLATED</p>
 <p><b>DIRECCIÓN DEL FLUIDO:</b> INDICACIÓN DE LA DIRECCIÓN DEL FLUIDO MARCADA SOBRE EL CUERPO <b>Direction of the flow:</b> Indication of the fluid engraved on the body</p>	<p><b>MANGUITO:</b> ALUMINIO ANODIZADO AZUL <b>Slider:</b> Blue anodized aluminium</p>
 <p><b>APLICACIONES:</b> AIRE COMPRIMIDO, AIRE COMPRIMIDO LUBRICADO, GASES VARIADOS COMPATIBLES CON LOS MATERIALES DE CONSTRUCCIÓN, EXCEPTO GASES QUE PUEDAN SER PELIGROSOS. <b>Applications:</b> Compressed air, lubricated compressed air, various gases compatible with construction materials, except gases which can be dangerous for people and things</p>	<p><b>JUNTA TÓRICA:</b> NBR 70 <b>O´ring:</b> NBR 70</p>
 <p><b>CERTIFICACIONES</b> <b>Certifications</b></p>	 <p><b>ROSCAS</b> <b>Threads</b></p>
 <p><b>PRODUCTOS CONFORME A LA DIRECTIVA 2002/95/EC</b> Products in compliance with the directive 2002/95/EC</p>	<p><b>GAS BSPP ISO 228 G1/8" A G3/4"</b> Gas BSPP ISO 228 G1/8" ti G3/4</p>
 <p><b>PRODUCTOS CONFORME A LA DIRECTIVA 2011/65/EC</b> Products in compliance with the directive 2011/65/EU</p>	<p><b>Metrica ISO 262 M5</b> Metric ISO 262 M5</p>

**RACORES CON FUNCIÓN NEUMÁTICA**  
**Fittings with pneumatic function**

**155**

### FUNCIONAMIENTO

Operation



VÁLVULA EN POSICIÓN DE ABIERTO  
slide in open position

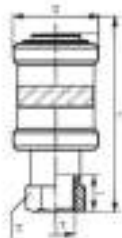
VÁLVULA EN POSICIÓN DE CERRADO  
slide in closed position

VÁLVULA MANUAL PARA CORTE Y DESCARGA EN CONDUCCIONES DE AIRE COMPRIMIDO. EL MOVIMIENTO DEL MANGUITO PROVOCA LA APERTURA DE LA VÁLVULA EN UN LADO Y EL CIERRE EN EL OTRO LADO CON LA DESCARGA DEL AIRE DESDE ESE PUNTO

Manual valve for the shut.off and discharge of compressed air hoses. The movement of the slides causes the opening of the valve on one side and its closing on the other with discharge at the downstream conductor.

## IMO-VC

Válvula de corredera BSPP y métrica.  
- BSPP and metric slide valve



REFERENCIA	T	D	I	L	H (HEX)	CAUDAL FLOW RATS (l/min)	Peso Weight(g)
IMO-VC-M5	M5	14	5,0	30,5	10	100	11
IMO-VC-18	G 1/8	25	9,0	48,0	14	680	51
IMO-VC-14	G 1/4	30	11,5	58,0	19	1300	98
IMO-VC-38	G 3/8	35	12,0	70,0	22	2100	156
IMO-VC-12	G 1/2	40	15,0	75,0	27	3800	212
IMO-VC-34	G 3/4	50	16,5	83,0	32	5700	317

# VÁLVULAS DE CORREDERA CON BLOQUEO DE SEGURIDAD

## SLIDE VALVES WITH SECURITY BLOCK

RACORES CON FUNCIÓN NEUMÁTICA  
Fittings with pneumatic function

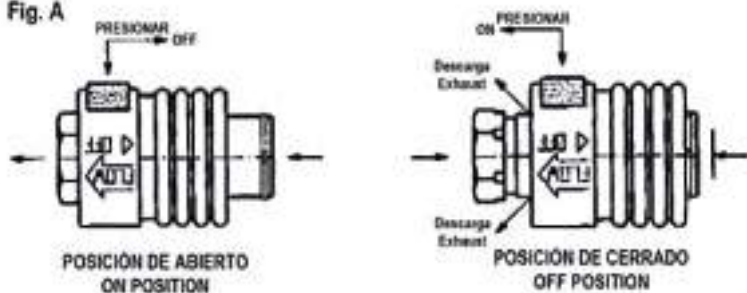
156

 <p><b>TEMPERATURA DE TRABAJO:</b> DE -5°C A +70°C <b>Working Temperature:</b> From -5°C to +70°C.</p>	 <p><b>MATERIALES DE CONSTRUCCIÓN</b> <b>Materials Used</b></p>
 <p><b>PRESIONES DE TRABAJO:</b> 10 BAR <b>Working Pressure:</b> 10 Bar</p>	<p><b>PERNO:</b> Latón CROMADO <b>Pin:</b> Brass chrome plated</p>
 <p><b>DIRECCIÓN DEL FLUIDO:</b> INDICACIÓN DE LA DIRECCIÓN DEL FLUIDO MARCADA SOBRE EL CUERPO <b>Direction of the flow:</b> Indication of the fluid engraved on the body</p>	<p><b>MANGUITO:</b> ALUMINIO BARNIZADO EN COLOR ROJO <b>Slider:</b> Red painted aluminium</p>
 <p><b>APLICACIONES:</b> AIRE COMPRIMIDO, AIRE COMPRIMIDO LUBRICADO, GASES VARIADOS COMPATIBLES CON LOS MATERIALES DE CONSTRUCCIÓN, EXCEPTO GASES QUE PUEDAN SER PELIGROSOS. <b>Applications:</b> Compressed air, lubricated compressed air, various gases compatible with construction materials, except gases which can be dangerous for people and things</p>	<p><b>JUNTA TÓRICA:</b> NBR 70 <b>O´ring:</b> NBR 70</p>
<p><b>SEGURIDAD:</b> EL SISTEMA DE DOBLE BLOQUEO, ESTÁ ESTUDIADO PARA EVITAR QUE LA VÁLVULA SE CIERRE O SE ABRA ACCIDENTALMENTE <b>Security:</b> The double block system avoid the accidental valve opening or closing</p>	<p><b>ANILLO:</b> ACERO INOX AISI 302 <b>Elastic ring:</b> Stainless steel AISI 302</p>
 <p><b>PRODUCTOS CONFORME A LA DIRECTIVA 2002/95/EC</b> Products in compliance with the directive 2002/95/EC</p> <p><b>PRODUCTOS CONFORME A LA DIRECTIVA 2011/65/EC</b> Products in compliance with the directive 2011/65/EU</p>	<p><b>CUERPO:</b> LATÓN CROMADO <b>body:</b> Brass chrome plated</p> <p><b>ROSCAS</b> <b>Threads</b></p>
<p><b>GAS CILÍNDRICA ISO 228</b> Gas BSPP ISO 228</p>	

### FUNCIONAMIENTO

#### Operation

**Fig. A**



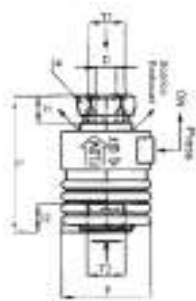
POSICIÓN DE ABIERTO  
ON POSITION

POSICIÓN DE CERRADO  
OFF POSITION

VÁLVULA MANUAL PARA CORTE Y DESCARGA EN CONDUCCIONES DE AIRE COMPRIMIDO, CON DESCARGA EN LA POSICIÓN DE CERRADO. PARA ABRIR O CERRAR LA VÁLVULA, SE DEBE PRESIONAR SOBRE EL SEGURO DEL MANGUITO Y, AL MISMO TIEMPO, DESPLAZA EL MANGUITO A LA POSICIÓN DESEADA.

Slide valve ON/OFF with exhaust in exit in closed position. To open and close the security valve, push with a finger on the point "PRESS" on the cursor.

## IMO-VCS



VÁLVULA DE CORREDERA CON BLOQUEO DE SEGURIDAD ROSCA HEMBRA CILÍNDRICA BSPP  
- Slide valve with security block BSPP thread

REFERENCIA	T1	T2	L	I1	I2	D	P	H (Hex)
IMO-VCS-14	G1/4"	G1/4"	46	9,5	9,5	8,0	30	17
IMO-VCS-38	G3/8"	G3/8"	52	10,5	10,5	10,0	35	21
IMO-VCS-12	G1/2"	G1/2"	62	12,0	12,0	12,5	40	26

# VÁLVULA DE BLOQUEO

## STOP FITTINGS



**TEMPERATURA DE TRABAJO:** DE 0°C A 60°C  
**Working Temperature:** From 0°C to 60°C



**PRESIONES DE TRABAJO:** DE 0 A 10 BAR  
**Working Pressure:** From 0 to 10 Bar



**PRESIÓN DE VACIO:** -750mmHg  
**Negative Pressure:** -750mmHg



**APLICACIONES:** AIRE COMPRIMIDO  
**Applications:** Compressed Air



**TUBOS UTILIZADOS:** POLIAMIDA (PA), POLIURETANO (PU).  
**Tubes Used:** Polyamide (PA), Polyurethane (PU).



**CERTIFICACIONES**  
**Certifications**



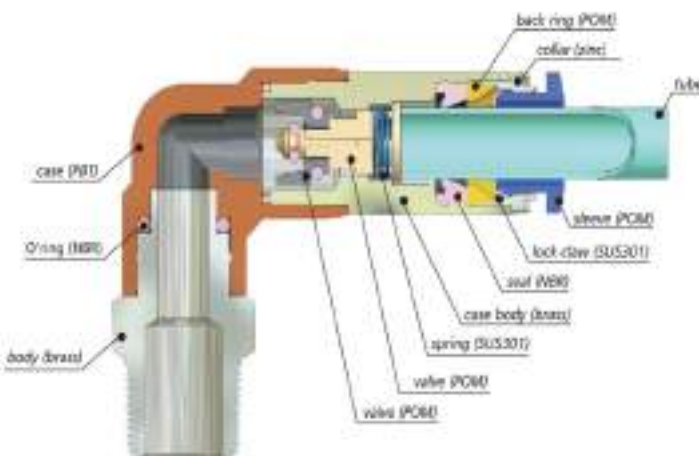
**PRODUCTOS CONFORME A LA DIRECTIVA 2002/95/EC**  
**Products in compliance with the directive 2002/95/EC**



**PRODUCTOS CONFORME A LA DIRECTIVA 2011/65/EC**  
**Products in compliance with the directive 2011/65/EU**



**SECCIÓN INTERNA**  
**Construction**



**MATERIALES DE CONSTRUCCIÓN**  
**Materials Used**

**CUERPO:** LATÓN NIQUELADO Y PBT  
**Body:** Nickel plated brass & PBT

**PINZAS DE AGARRE:** ACERO AISI 301  
**Lock claw:** Steel AISI 301

**JUNTA:** NBR SIN SILICONA  
**O´ring:** NBR silicon free

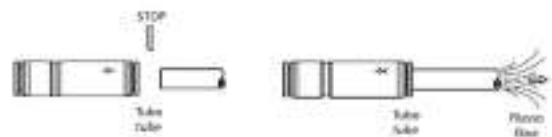
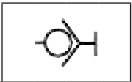


**ROSCAS**  
**Threads**

**GAS CÓNICA BSPT ISO 7 R1/8" A R1/2" PRETEFLONADA**  
**BSPT from R1/8" a R1/2" teflon coated**

**GAS CILÍNDRICA BSPP ISO 228 CON JUNTA TÓRICA DE G1/8" A G1/2"**  
**BSPP ISO 228 with OR from G1/8" to G1/2"**

**MÉTRICA ISO 262 M5, M6**  
**Metric ISO 262 M5, M6**



LAS VÁLVULAS DE BLOQUEO HACEN MÁS FÁCILES LAS LABORES DE REPARACIÓN Y MANTENIMIENTO. BLOQUEAN EL PASO DEL AIRE CUANDO EL TUBO ESTÁ DESCONECTADO. CUANDO EL TUBO ES CONECTADO, SE PERMITE EL PASO DEL FLUIDO EN AMBOS SENTIDOS.

Stop fittings make easier all the ordinary repairs. They block the air flow when the tube is released. When the tube is connected the air flows again in two ways

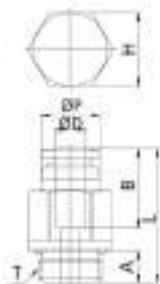
### SPC



VÁVULA DE BLOQUEO RECTA ROSCA MACHO CÓNICA BSPT EN LATÓN  
- Male connector stop fitting BSPT thread

REFERENCIA	ØD	ØP	T	L	A	B	H (HEX)	Peso Weight(g)
SPC0401	4	10,0	R1/8"	26,1	8	15,3	10	10,8
SPC0601	6	12,0	R1/8"	28,8	8	17,0	12	12,8
SPC0602	6	12,0	R1/4"	28,8	10	17,0	14	20,8
SPC0802	8	14,0	R1/4"	33,3	10	18,6	14	19,7
SPC0803	8	14,0	R3/8"	33,3	11	18,6	17	38,7
SPC1002	10	17,0	R1/4"	35,6	10	20,3	17	28,5
SPC1003	10	17,0	R3/8"	35,6	11	20,3	17	33,5
SPC1004	10	17,0	R1/2"	35,6	14	20,3	21	60,5
SPC1202	12	18,8	R1/4"	41,9	10	22,7	19	44,3
SPC1203	12	18,8	R3/8"	41,9	11	22,7	19	58,3
SPC1204	12	18,8	R1/2"	41,9	14	22,7	21	66,3

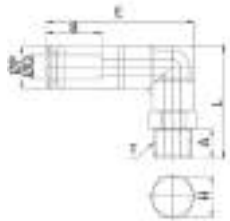
### SPCG



VÁVULA DE BLOQUEO RECTA ROSCA MACHO CILÍNDRICA BSPP EN LATÓN  
- Male connector stop fitting BSPP thread

REFERENCIA	ØD	ØP	T	L	A	B	H (HEX)	Peso Weight(g)
SPC04G01	4	10,3	G1/8"	25,5	5,0	15,5	12	14,8
SPC06G01	6	12,0	G1/8"	27,7	5,0	17,0	12	13,8
SPC06G02	6	12,0	G1/4"	27,2	6,5	17,0	15	23,8
SPC08G02	8	14,0	G1/4"	31,9	6,5	18,6	15	22,7
SPC08G03	8	14,0	G3/8"	31,9	6,5	18,6	17	34,7
SPC10G02	10	17,0	G1/4"	34,9	6,5	20,3	17	30,5
SPC10G03	10	17,0	G3/8"	36,4	6,5	20,3	17	35,5
SPC10G04	10	17,0	G1/2"	37,4	8,0	20,3	21	57,5
SPC12G02	12	18,8	G1/4"	43,3	6,5	22,7	19	49,3
SPC12G03	12	18,8	G3/8"	43,3	6,5	22,7	21	62,3
SPC12G04	12	18,8	G1/2"	43,8	8,0	22,7	21	64,3

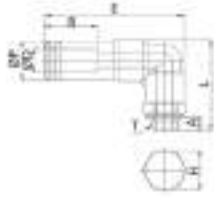
### SPL



VÁVULA DE BLOQUEO 90° ROSCA MACHO CÓNICA BSPT  
- Male elbow stop fitting BSPT thread

REFERENCIA	ØD	ØP	T	L	E	A	B	H (Hex)	Peso Weight(g)
SPL0401	4	10,0	R1/8"	29,8	34,5	8,0	15,3	10	19,8
SPL0601	6	12,0	R1/8"	32,8	38,9	8,0	17,0	12	20,8
SPL0602	6	12,0	R1/4"	35,8	38,9	10,0	17,0	14	30,8
SPL0802	8	14,0	R1/4"	38,2	48,6	8,0	18,6	14	31,7
SPL0803	8	14,0	R3/8"	41,2	48,6	10,0	18,6	14	38,7
SPL1002	10	17,0	R1/4"	40,3	55,0	10,0	20,3	17	55,5
SPL1003	10	17,0	R3/8"	41,3	55,0	11,0	20,3	17	65,5
SPL1004	10	17,0	R1/2"	44,3	55,0	14,0	20,3	21	89,5
SPL1203	12	18,8	R3/8"	45,7	63,7	11,0	22,7	19	83,3
SPL1204	12	18,8	R1/2"	48,7	63,7	14,0	22,7	21	106,3

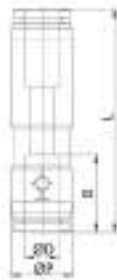
## SPL G



VÁVULA DE BLOQUEO A 90° ROSCA MACHO CILÍNDRICA BSPP Y MÉTRICA  
- Male elbow stop fitting BSPP & metric thread

REFERENCIA	ØD	ØP	T	L	E	A	B	H (HEX)	Peso Weight(g)
SPL04M5	4	10,0	M5	27,3	34,5	4,6	15,3	10	15,8
SPL04M6	4	10,0	M6	26,9	34,5	4,1	15,3	10	15,8
SPL04G01	4	10,0	G1/8"	29,8	34,5	5,0	15,3	14	18,8
SPL06M5	6	12,0	M5	30,3	38,9	4,6	17,0	12	29,8
SPL06G01	6	12,0	G1/8"	29,8	38,9	5,0	17,0	14	22,8
SPL06G02	6	12,0	G1/4"	31,8	38,9	6,5	17,0	17	29,8
SPL08G01	8	14,0	G1/4"	32,4	49,9	5,0	18,6	14	30,0
SPL08G02	8	14,0	G1/4"	34,4	49,9	6,5	18,6	17	37,7
SPL08G03	8	14,0	G3/8"	33,9	49,9	6,5	18,6	20	41,7
SPL10G02	10	17,0	G1/4"	31,8	55,0	6,5	20,3	17	49,5
SPL10G03	10	17,0	G3/8"	38,5	55,0	6,5	20,3	20	56,5
SPL10G04	10	17,0	G1/2"	37,3	55,0	8,0	20,3	24	68,5
SPL12G03	12	18,8	G3/8"	40,2	63,7	6,5	22,7	20	71,3
SPL12G04	12	18,8	G1/2"	41,7	63,7	8,0	22,7	24	84,3

## SPU



VÁVULA DE BLOQUEO RECTA INTERMEDIA TUBO-TUBO  
- Union connector stop fitting

REFERENCIA	ØD	ØP	L	B	Peso Weight(g)
SPU04	4	10,5	42,1	15,7	6,6
SPU06	6	12,5	46,0	17,0	7,4
SPU08	8	14,8	53,7	19,1	12,4
SPU10	10	17,5	58,2	20,2	21,4
SPU12	12	20,5	67,1	22,7	35,2



# VÁLVULA ANTIRRETORNO CHECK VALVES



**TEMPERATURA DE TRABAJO:** De 0°C a 60°C  
**Working Temperature:** From 0°C to 60°C



**PRESIONES DE TRABAJO:** De 0 a 10 BAR  
**Working Pressure:** From 0 to 10 Bar



**PRESIÓN DE VACÍO:** -750mmHg  
**Negative Pressure:** -750mmHg

**PRESIÓN MÍNIMA DE APERTURA:** 0,1 BAR  
**Minimum opening pressure:** 0,1 Bar



**APLICACIONES:** AIRE COMPRIMIDO  
**Applications:** Compressed Air



**CERTIFICACIONES**  
**Certifications**



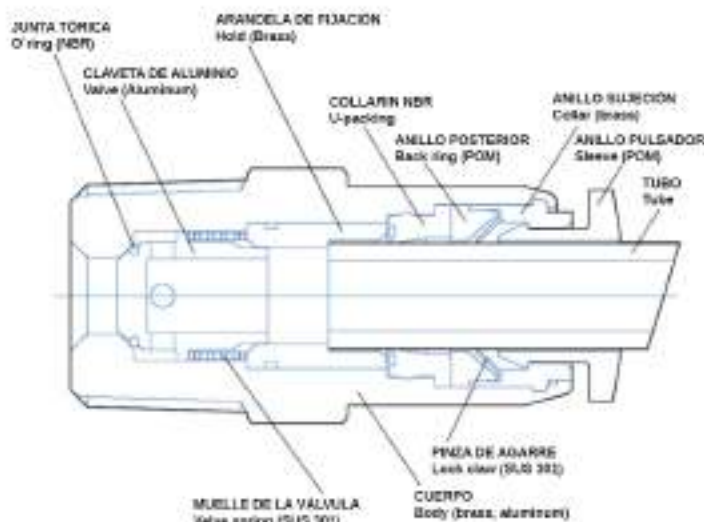
**PRODUCTOS CONFORME A LA DIRECTIVA 2002/95/EC**  
**Products in compliance with the directive 2002/95/EC**



**PRODUCTOS CONFORME A LA DIRECTIVA 2011/65/EC**  
**Products in compliance with the directive 2011/65/EC**



**SECCIÓN INTERNA**  
**Construction**



**MATERIALES DE CONSTRUCCIÓN**  
**Materials Used**

**CUERPO:** CVPC: Aluminio, CVPU: PBT  
**Body:** CVPC Aluminium, CVPU PBT

**PINZAS DE AGARRE:** ACERO AISI 301  
**Lock claw:** Steel AISI 301

**JUNTA:** NBR SIN SILICONA  
**O´ring:** NBR silicon free

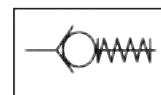


**ROSCAS**  
**Threads**

**GAS CÓNICA BSPT ISO 7 R1/8" A R1/2" PRETEFLONADA**  
**BSPT from R1/8" a R1/2" teflon coated**

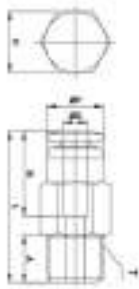


**EJEMPLO DE APLICACIÓN**  
**Applied example**





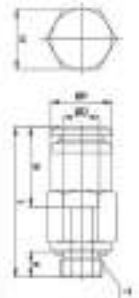
## CVPC



VÁVULA ANTIRRETORNO ROSCA MACHO CÓNICA BSPT - SALIDA  
- Union connector check valve-OUT in brass

REFERENCIA	ØD	T	ØP	L	A	B	H (HEX)	Peso Weight(g)
CVPC0401	4	R1/8"	10,0	27,3	8,0	15,3	10	9,8
CVPC0601	6	R1/8"	11,9	32,6	8,0	16,3	12	12,8
CVPC0602	6	R1/4"	11,9	32,6	10,0	16,3	14	19,8
CVPC0801	8	R1/8"	14,0	34,9	8,0	18,3	14	18,7
CVPC0802	8	R1/4"	14,0	37,2	10,0	18,3	14	20,7
CVPC1003	10	R3/8"	23,0	56,3	11,0	20,3	22	45,5
CVPC1004	10	R1/2"	23,0	58,3	14,0	20,3	22	63,5
CVPC1203	12	R3/8"	25,0	62,3	12,0	23,3	24	48,3
CVPC1204	12	R1/2"	25,0	65,3	14,0	23,3	24	68,3

## CVPC-EN



VÁVULA ANTIRRETORNO ROSCA MACHO CÓNICA BSPT ENTRADA  
- Male connector check valve BSPT thread - IN brass

REFERENCIA	ØD	T	ØP	L	A	B	H (HEX)	Peso Weight(g)
CVPC0401-EN	4	R1/8"	10,0	27,3	8,0	15,3	10	9,8
CVPC0601-EN	6	R1/8"	11,9	32,6	8,0	16,3	12	12,8
CVPC0602-EN	6	R1/4"	11,9	32,6	10,0	16,3	14	19,8
CVPC0801-EN	8	R1/8"	14,0	34,9	8,0	18,3	14	18,7
CVPC0802-EN	8	R1/4"	14,0	37,2	10,0	18,3	14	20,7
CVPC1003-EN	10	R3/8"	23,0	56,3	11,0	20,3	22	45,5
CVPC1004-EN	10	R1/2"	23,0	58,3	14,0	20,3	22	63,5
CVPC1203-EN	12	R3/8"	25,0	62,3	12,0	23,3	24	48,3
CVPC1204-EN	12	R1/2"	25,0	65,3	14,0	23,3	24	68,3

## CVPU



VÁVULA ANTIRRETORNO RECTA EN PLÁSTICO  
- Union connector check valve in plastic

REFERENCIA	ØD	ØP	L	B	Peso Weight(g)
CVPU04	4	10,5	42,3	15,7	5,6
CVPU06	6	12,5	47,5	17,0	8,4
CVPU08	8	14,8	56,4	19,1	13,4
CVPU10	10	23,0	65,2	20,3	16,4
CVPU12	12	25,0	73,0	23,3	31,2

# VÁLVULA ANTIRRETORNO CHECK VALVES



**TEMPERATURA DE TRABAJO:** -20°C A +100°C CON JUNTAS DE NBR, -20°C A +205°C CON JUNTAS DE FKM, -40°C A +130°C CON JUNTAS DE EPDM

**Working Temperature:** From -20°C up to +100°C OR NBR, From -20°C up to +205°C Or FKM, From -40°C Up to +130°C Or EPDM



**APLICACIONES:** AIRE COMPRIMIDO, AGUA, FLUIDOS INDUSTRIALES COMPATIBLES CON LOS MATERIALES DE CONSTRUCCIÓN

**Applications:** Compressed air, water and fluids compatible with construction materials



**DIRECCIÓN DEL FLUIDO:** INDICACIÓN DE LA DIRECCIÓN DEL FLUIDO MARCADA SOBRE EL CUERPO

**Direction of the flow:** Indication of the fluid engraved on the body

**DISPONIBILIDAD DE MUELLES CON DISTINTAS PRESIONES DE APERTURA.**  
Available springs for different opening pressure



**CERTIFICACIONES**  
Certifications



**PRODUCTOS CONFORME A LA DIRECTIVA 2002/95/EC**  
Products in compliance with the directive 2002/95/EC



**PRODUCTOS CONFORME A LA DIRECTIVA 2011/65/EC**  
Products in compliance with the directive 2011/65/EU



**MATERIALES DE CONSTRUCCIÓN**  
Materials Used

**CUERPO, SOPORTE CLAVETA Y CLAVETA:**  
VAR-L: Latón, Var-x: AISI 303, VAR-x-316: AISI 316

**Body, shutter, support:** Var-l: brass, Var-x: AISI 303, Var-X-316: AISI 316

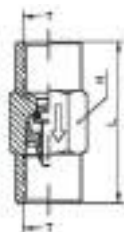
**MUELLE Y ANILLO RETENCIÓN:** AISI 302  
Spring and retaining ring: AISI 302



**ROSCAS**  
Threads

**BSPP Cilíndrica ISO 228 G1/8" a G1"**  
Cylindrical BSPP ISO 228 from G1/8" to G1"

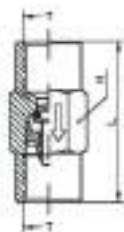
## VAR-L



VÁLVULA ANTIRRETORNO ROSCA HEMBRA CILÍNDRICA BSPP EN LATÓN  
- Check valve BSPP thread in yellow brass with NBR sealing

REFERENCIA	ØD	PN (BAR)	PA STANDAR (BAR)	L MM	H (HEX)	Peso Weight(g)
VAR-12L	G1/8"	20	0,35	36,0	17	49,0
VAR-25L	G1/4"	20	0,3	38,5	17	41,0
VAR-50L	G3/8"	20	0,25	45,0	22	86,0
VAR-100L	G1/2"	20	0,08	56,0	27	155,0
VAR-150L	G3/4"	20	0,1	66,5	34	281,0
VAR-200L	G1	20	0,8	79,0	40	412,0

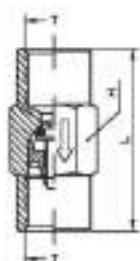
## VAR-X



VÁLVULA ANTIRRETORNO ROSCA HEMBRA CILÍNDRICA BSPP EN LATÓN  
- Check valve BSPP thread in yellow brass with NBR sealing

REFERENCIA	ØD	PN (BAR)	PA STANDAR (BAR)	L MM	H (HEX)	Peso Weight(g)
VAR-12X	G1/8"	20	0,35	36,0	17	45,0
VAR-25X	G1/4"	20	0,30	38,5	17	39,0
VAR-50X	G3/8"	20	0,25	45,0	22	81,0
VAR-100X	G1/2"	20	0,08	56,0	27	144,0
VAR-150X	G3/4"	20	0,10	66,5	36	321,0
VAR-200X	G1	20	0,80	79,0	41	388,0

## VAR-X316



VÁLVULA ANTIRRETORNO ROSCA HEMBRA CILÍNDRICA BSPP INOX AISI 316  
- Check valve BSPP thread INOX AISI 316

REFERENCIA	ØD	PN (BAR)	PA STANDAR (BAR)	L MM	H (HEX)	Peso Weight(g)
VAR-12X-316	G1/8"	20	0,35	36,0	17	45,0
VAR-25X-316	G1/4"	20	0,3	38,5	17	39,0
VAR-50X-316	G3/8"	20	0,25	45,0	22	81,0
VAR-100X-316	G1/2"	20	0,08	56,0	27	144,0
VAR-150X-316	G3/4"	20	0,1	66,5	36	321,0
VAR-200X-316	G1	20	0,8	79,0	41	388,0

# VÁLVULAS DE SEGURIDAD TARADAS

## SAFETY TARES VALVES



**TEMPERATURA DE TRABAJO:** DE -10°C HASTA +80°C  
**Working Temperature:** From -10°C up to +80°C



**PRESIONES DE TRABAJO:** 10 BAR  
**Working Pressure:** 10 Bar



**APLICACIONES:** AIRE COMPRIMIDO  
**Applications:** Compressed air

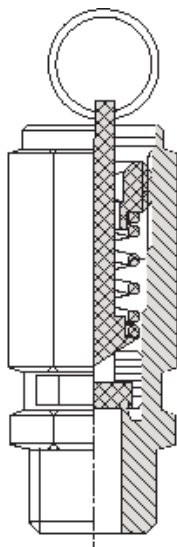


**CARACTERÍSTICAS:** DECLARACIÓN CE DE CONFORMIDAD SEGUN LA DIRECTIVA 2014/68/EU. LA PRESIÓN DE CALIBRACIÓN PUEDE TENER UNA DESVIACIÓN ±10%

**Features:** EC conformity declaration according to directive 2014/68/EU. The calibration pressure can have a deviation ± 10%



**COMPONENTES**  
**Components**



**MATERIALES DE CONSTRUCCIÓN**  
**Materials Used**

**CUERPO VÁLVULA:** LATÓN UNI EN 12164 CW614N  
**Valve Body:** Brass UNI EN 12164 CW614N

**PASTILLAS:** NBR  
**Pad:** NBR

**OBTURADOR:** LATÓN UNI EN 12164 CW614N  
**Shutter:** Brass UNI EN 12164 CW614N

**VÁSTAGO:** ACERO EN 10263-2-4  
**Rod:** Steel EN 10263-2-4

**MUELLE:** Acero EN 10270-1-SDH  
**Spring:** Steel EN 10270-1-SDH

**TORNILLO DE AJUSTE Y DISPOSITIVO DE ELEVACIÓN VÁLVULA:** LATÓN EN 12164 CW614  
**Regulation screw & VALVE FILTER:** Brass UNI EN 12164 CW614N



**ROSCAS**  
**Threads**

**GAS CILÍNDRICA BSPP G1/4", G3/8" Y G3/4"**  
 BSPP with from G1/4", G3/8" to G3/4"

**RACORES CON FUNCIÓN NEUMÁTICA**  
**Fittings with pneumatic function**

**163**

## IMOVST

Válvula de seguridad tarada  
 - Safety tares valve



REFERENCIA	ROSCA	PRESIÓN (BAR)	CAUDAL (L/MIN)
IMOVST02-08	1/4"	8	2001
IMOVST02-10	1/4"	10	3585
IMOVST02-15	1/4"	15	11841
IMOVST03-08	3/8"	8	2446
IMOVST03-10	3/8"	10	4339
IMOVST03-15	3/8"	15	14521
IMOVST05-08	3/4"	8	3571
IMOVST05-10	3/4"	10	6228
IMOVST05-15	3/4"	15	21223



# VÁLVULAS DE ESFERA

**MICROVAL DE ESFERA EN LATÓN**  
**MINIVAL DE ESFERA EN LATÓN**  
**VÁLVULAS DE ESFERA EN LATÓN**  
**VÁLVULA DE ESFERA EN LATÓN MANDO MARIPOSA**  
**GRIFO DE ESFERA EN LATÓN PARA MANGUERA**  
**MINIVÁLVULA DE ESFERA ACERO AISI 316**  
**VÁLVULA DE ACERO AISI 316 MICROFUSIÓN**

Brass micro ball valves  
Brass mini ball valves  
Brass ball valves  
Brass ball valves butterfly handle  
Ball bibcock with hose connector  
Mini Ball valves INOX AISI 316  
Ball valves INOX AISI 316  
Ball valves INOX AISI 316 microcast

# MICROVÁLVULA DE ESFERA EN LATÓN

## BRASS MICRO BALL VALVES



**TEMPERATURA DE TRABAJO:** DE -18°C A +80°C  
**Working Temperature:** From -18°C to +80°C



**MATERIALES DE CONSTRUCCIÓN**  
**Materials Used**



**PRESIONES DE TRABAJO:** 20 BAR  
**Working Pressure:** 20 Bar

**CUERPO:** LATÓN EN 12165 CW 617N  
**Body:** Brass EN 12165 CW 617N

**PRESIÓN MÁX. DE TRABAJO:** 20 BAR  
**Max. working pressure:** 20 Bar

**ESFERA:** BRASS EN 12165 CW 617N  
**Ball:** Brass EN 12165 CW 617N



**APLICACIONES:** CIRCUITOS NEUMÁTICOS, HIDRÁULICOS Y OLEODINÁMICOS. LAS VÁLVULAS PUEDEN USARSE, INCLUSO PARA MEDIO/BAJO VACIO  
**Applications:** Compressed air, and hydraulic circuits. they can also be used for medium/low vacuum

**MANETA:** EN PA 66  
**Handle:** PA 66



**TUBOS UTILIZADOS:** POLIAMIDA PA, POLIURETANO PU  
**Tubes Used:** Polyamide PA, Polyurethane PU

**TORNILLO:** ACERO  
**Screw:** Steel



**CERTIFICACIONES**  
**Certifications**

**EJE:** LATÓN EN 12164 CW 614N  
**Stem:** Brass EN 12164 CW 614N

**GUARNICIÓN:** ASIENTO EN ESFERA PTFE  
**Washers:** Ball seat PTFE

**JUNTA TÓRICA:** NBR 70  
**O'ring:** NBR 70



**PRODUCTOS CONFORME A LA DIRECTIVA 2002/95/EC**  
**Products in compliance with the directive 2002/95/EC**

**TRATAMIENTO:** CROMADO  
**Surface treatment:** Chromium plating



**PRODUCTOS CONFORME A LA DIRECTIVA 2011/65/EC**  
**Products in compliance with the directive 2011/65/EU**



**ROSCAS**  
**Threads**

**GAS CÓNICA ISO 7-DIN 2999**  
**Tapered gas ISO 7-DIN 2999**

**Gas Cilíndrica ISO 228**  
**Cylindrical gas ISO 228**

## MICROVAL H



MICROVÁLVULA DE ESFERA EN LATÓN ROSCA HEMBRA  
 - Brass micro ball valve female

REFERENCIA	ROSCA H	DIÁMETRO NOMINAL (mm)	LONGITUD TOTAL (mm)	Peso Weight(g)
MICROVAL1H	G1/8"	5,5	36,5	35
MICROVAL2H	G1/4"	5,5	43,0	39

## MICROVAL H M



MICROVÁLVULA DE ESFERA EN LATÓN ROSCA HEMBRA - MACHO  
 - Brass micro ball valve female - male

REFERENCIA	ROSCA M	ROSCA H	DIÁMETRO NOMINAL (mm)	LONGITUD TOTAL (mm)	Peso Weight(g)
MICROVAL1H-1M	R1/8"	G1/8"	5,5	35,5	32
MICROVAL2H-2M	R1/4"	G1/4"	5,5	40,5	36
MICROVAL2H-3M	R3/8"	G1/4"	5,5	41,5	51
MICROVAL3H-3M	R3/8"	G3/8"	7,0	48,0	

**MICROVAL M**MICROVÁLVULA DE ESFERA EN LATÓN ROSCA MACHO TUBO  
- Brass micro ball valve male push-in fitting









REFERENCIA	Ø TUBO (MM)	ROSCA H	DIÁMETRO NOMINAL (mm)	LONGITUD TOTAL (mm)	Peso Weight(g)
MICROVAL4-1M	4	R1/8"	5,5	41,0	36
MICROVAL4-2M	4	R1/4"	5,5	44,0	40
MICROVAL6-1M	6	R1/8"	5,5	41,0	37
MICROVAL6-2M	6	R1/4"	5,5	44,0	41
MICROVAL6-3M	6	R3/8"	5,5	45,0	45
MICROVAL8-2M	8	R1/4"	5,5	48,0	47
MICROVAL8-3M	8	R3/8"	5,5	48,5	52

**MICROVAL**MICROVÁLVULA DE ESFERA EN LATÓN TUBO  
- Brass micro ball valve push in fittings

REFERENCIA	Ø TUBO (mm)	LONG TOTAL (mm)	Peso Weight(g)
MICROVAL4	4	43,0	40
MICROVAL6	6	43,0	48
MICROVAL8	8	47,5	56



# MINIVÁLVULAS MINI BALL BRASS VALVES

 <b>TEMPERATURA DE TRABAJO:</b> DE 0 A 60°C <b>Working Temperature:</b> Up 0 to 60°C	 <b>MATERIALES DE CONSTRUCCIÓN</b> <b>Materials Used</b>
 <b>PRESIÓN MÁX. DE TRABAJO:</b> 16 BAR <b>Max. working pressure:</b> 16 Bar	<b>CUERPO, ESFERA, EJE:</b> LATÓN NIQUELADO CW 614N UNI 12164 <b>Body:</b> Nickel plated Brass
 <b>APLICACIONES:</b> AIRE COMPRIMIDO, AGUA Y FLUIDOS COMPATIBLES CON LOS MATERIALES DE CONSTRUCCIÓN <b>Applications:</b> Compressed air, water and Fluids suitable with construction materials	<b>GUARNICIÓN ASIENTO ESFERA:</b> PTFE <b>Ball gaskets:</b> PTFE
<b>TRATAMIENTO SUPERFICIAL:</b> CROMADO <b>Surface treatment:</b> Chromium plating	<b>TORNILLO:</b> ACERO <b>Screw:</b> Steel
 <b>CERTIFICACIONES</b> <b>Certifications</b>	<b>MANETA:</b> ALUMINIO LACADA <b>Lever:</b> Aluminium lacquered
 <b>PRODUCTOS CONFORME A LA DIRECTIVA 2002/95/EC</b> <b>Products in compliance with the directive 2002/95/EC</b>	 <b>ROSCAS</b> <b>Threads</b>
 <b>PRODUCTOS CONFORME A LA DIRECTIVA 2011/65/EC</b> <b>Products in compliance with the directive 2011/65/EU</b>	<b>Gas Cilíndrica ISO 228 de G1/8" a G3/4</b> <b>Cylindrical gas ISO 228</b>

## MINIVAL H



MINIVÁLVULA DE ESFERA EN LATÓN ROSCA HEMBRA  
- Brass mini ball valve female

REFERENCIA	ROSCA H	DIÁMETRO NOMINAL (MM)	LONGITUD TOTAL (MM)	Peso Weight(g)
M.VAL-1H	G1/8"	7	39	88
M.VAL-2H	G1/4"	8	39	94
M.VAL-3H	G3/8"	8	42	91
M.VAL-4H	G1/2"	10	47	110
M.VAL-6H	G3/4"	12	54	194

## MINIVAL H M



MINIVÁLVULA DE ESFERA EN LATÓN ROSCA HEMBRA - MACHO  
- Brass mini ball valve female - male

REFERENCIA	ROSCA M	ROSCA H	DIÁMETRO NOMINAL (MM)	LONGITUD TOTAL (MM)	Peso Weight(g)
M.VAL-1H-1M	G1/8"	G1/8"	6	39	80
M.VAL-2H-2M	G1/4"	G1/4"	8	39	78
M.VAL-3H-3M	G3/8"	G3/8"	8	40	74
M.VAL-4H-4M	G1/2"	G1/2"	10	45	108
M.VAL-6H-6M	G3/4"	G3/4"	12	51	177

## MINIVAL M M






MINIVÁLVULA DE ESFERA EN LATÓN ROSCA MACHO  
- Brass mini ball valve male - male

REFERENCIA	ROSCA M	DIÁMETRO NOMINAL (MM)	LONG TOTAL (MM)	Peso Weight(g)
M.VAL-2M-2M	G1/4"	8,2	40,4	62
M.VAL-3M-3M	G3/8"	12,2	42,4	64
M.VAL-4M-4M	G1/2"	15,2	49,7	108

## MANETAS



MANETAS DE COLORES PARA MINIVÁLVULA DE ESFERA  
- Coloured lever for mini ball valve

REFERENCIA	ROSCA H
MANETA-AZ	
MANETA-AM	
MANETA-RO	

# VÁLVULAS DE MANETA HANDLE BALL VALVES



**TEMPERATURA MIN. DE TRABAJO:** -20°C A +120°C  
**Min. working temperature:** -20°C upt to +120°C



**MATERIALES DE CONSTRUCCIÓN**  
**Materials Used**



**PRESIÓN MÁXIMA DE TRABAJO:** 25 BAR  
**Maximun working pressure:** 25 bar

**CUERPO Y TAPA:** LATÓN CW614N  
**Body & Bonnet:** Brass CW614N



**APLICACIONES:** AIRE COMPRIMIDO, AGUA FRIA, AGUA CALIENTE Y QUIMICOS COMPATIBLES  
**Applications:** Compressed air, cold and hot water, compatible chemicals

**MANETA:** ACERO AL CARBONO + RECUBRIMIENTO DE ALTA PROTECCIÓN  
**Handle:** Carbon steel + high protection coating



**CERTIFICACIONES**  
**Certifications**

**PRENSAESTOPA:** LATÓN CW614N  
**Packing nut:** Brass CW614N



**PRODUCTOS CONFORME A LA DIRECTIVA 2002/95/EC**  
**Products in compliance with the directive 2002/95/EC**

**ESFERA:** HASTA 1" LATÓN CROMADO DE 1 1/4" A 3"  
**Screw:** Ball Chromed plated polished



**PRODUCTOS CONFORME A LA DIRECTIVA 2011/65/EC**  
**Products in compliance with the directive 2011/65/EU**

**EJE:** LATÓN CW614N  
**Stem:** Brass CW614N

**EJE:** LATÓN CW614N  
**Stem:** Brass CW614N

**TUERCA HEXAGONAL:** ACERO  
**Hexagonal nut:** Steel

**ASIENTOS, ASIENTO DEL EJE:** PTFE  
**Seats & padding:** PTFE



**ROSCAS**  
**Threads**

**ISO 228/1 (DIN259)**  
**ISO 228/1 (DIN259)**









## VAL H



VÁLVULA DE ESFERA EN LATÓN ROSCA HEMBRA CILÍNDRICA BSPP  
- Brass ball valve female

REFERENCIA	ROSCA H	DIÁMETRO NOMINAL (MM)	LONGITUD TOTAL (MM)	Peso Weight(g)
VAL-14H	G1/4"	10	43	120
VAL-38H	G3/8"	10	43	120
VAL-12H	G1/2"	15	50	155
VAL-34H	G3/4"	20	56	260
VAL-01H	G1"	25	68	390
VAL-0114H	G1 1/4"	32	80	620
VAL-0112H	G1 1/2"	40	89	865
VAL-02H	G2"	50	104	1.365
VAL-0212H	G2 1/2"	65	137	2.490
VAL-03H	G3"	80	158	4.125

# VÁLVULAS DE ESFERA EN LATÓN MANDO DE MARIPOSA BUTTERFLY BRASS VALVES

 <p><b>TEMPERATURA MIN. DE TRABAJO:</b> -20°C A +120°C <b>Min. working temperature:</b> -20°C upt to +120°C</p>	 <p><b>MATERIALES DE CONSTRUCCIÓN</b> <b>Materials Used</b></p>
 <p><b>PRESIÓN MÁXIMA DE TRABAJO:</b> 25 BAR <b>Maximun working pressure:</b> 25 bar</p>	<p><b>CUERPO Y TAPA:</b> LATÓN CW614N <b>Body &amp; Bonnet:</b> Brass CW614N</p>
 <p><b>APLICACIONES:</b> AIRE COMPRIMIDO, AGUA FRIA, AGUA CALIENTE Y QUIMICOS COMPATIBLES <b>Applications:</b> Compressed air, cold and hot water, compatible chemicals</p>  <p><b>CERTIFICACIONES</b> <b>Certifications</b></p>	<p><b>PRENSAESTOPA:</b> LATÓN CW614N <b>Packing nut:</b> Brass CW614N</p> <p><b>PALOMILLA:</b> ALUMINIO <b>Butterfly:</b> Aluminium</p> <p><b>ESFERA:</b> LATÓN CW614N CROMADO <b>Screw:</b> Brass CW614N Chromed</p> <p><b>EJE:</b> LATÓN CW614N <b>Stem:</b> Brass CW614N</p>
 <p><b>PRODUCTOS CONFORME A LA DIRECTIVA 2002/95/EC</b> Products in compliance with the directive 2002/95/EC</p>	<p><b>TUERCA HEXAGONAL:</b> ACERO <b>Hexagonal nut:</b> Steel</p>
 <p><b>PRODUCTOS CONFORME A LA DIRECTIVA 2011/65/EC</b> Products in compliance with the directive 2011/65/EU</p>	<p><b>ASIENTOS, ASIENTO DEL EJE:</b> PTFE <b>Seats &amp; padding:</b> PTFE</p>  <p><b>ROSCAS</b> <b>Threads</b></p> <p>ISO 228/1 (DIN259) ISO 228/1 (DIN259)</p>

VÁLVULAS DE ESFERA  
Ball valve

171

## VALMAR H



VÁLVULA DE ESFERA EN LATÓN ROSCA HEMBRA BSPP - MANDO DE MARIPOSA  
- Ball valves in brass BSPP/F - butterfly lever

REFERENCIA	ROSCA H ØD	DN (MM)	L (MM)	H (MM)	L1 (MM)	Peso Weight(g)
VALMAR12H	G1/2"	13,5	46	35	54	122
VALMAR34H	G3/4"	17	52	37,5	54	171
VALMAR01H	G1"	21,5	60	48,5	70	274

## VALMAR H M



VÁLVULA DE ESFERA EN LATÓN ROSCA HEMBRA BSPP - MACHO BSPT - MANDO DE MARIPOSA  
- Ball valves in brass BSPP/F - BSPT/M - butterfly lever

REFERENCIA	ROSCA H ØD	ROSCA M ØD	DN (MM)	L (MM)	H (MM)	L1 (MM)	Peso Weight(g)
VALMAR12H-12M	G1/2"	R1/2"	13,5	53	35	54	144
VALMAR34H-34M	G3/4"	R3/4"	17	58,5	37,5	54	194
VALMAR01H-01M	G1"	R1"	21,5	67,5	48,5	70	314

# GRIFO DE ESFERA EN LATÓN PARA MANGUERA

## BALL BIBCOCK WITH HOSE CONNECTOR



**TEMPERATURA MIN. DE TRABAJO:** -20°C  
**Min. working temperature:** -20°C



**TEMPERATURA MÁX. DE TRABAJO:** 150°C A 10 BAR. 80°C A 25 BAR  
**Max. working pressure:** 150°C to 10 Bar. 80°C a 25 bar

**PRESIÓN NOMINAL:** 16 BAR  
**PN:** 16 Bar



**CERTIFICACIONES**  
**Certifications**



**PRODUCTOS CONFORME A LA DIRECTIVA 2002/95/EC**  
 Products in compliance with the directive 2002/95/EC



**PRODUCTOS CONFORME A LA DIRECTIVA 2011/65/EC**  
 Products in compliance with the directive 2011/65/EU



**MATERIALES DE CONSTRUCCIÓN**  
**Materials Used**

**CUERPO:** LATÓN CW 614N (UNE EN 12164-12165) NIQUELADO

**Body:** Brass CW614N (UNE EN 12164-12165) nickel plated

**PALANCA:** ACERO CON RECUBRIMIENTO DE PLÁSTICO  
**Handle:** Stel plastic coated

**JUNTA CIERRE:** PTFE  
**Sealing joint:** PTFE



**ROSCAS**  
**Threads**

**Gas Cilíndrica**  
 Thread BSPP/M

## VALGRIF M



VÁLVULA DE ESFERA ROSCA MACHO CILÍNDRICA BSPP CON SALIDA PARA MANGUERA  
 - Ball bibcock with hose connector male thread BSPP/M

REFERENCIA	ROSCA M	DN (MM)	LONGITUD TOTAL (MM)	PESO Weight(g)
VALGRIF12M	G1/2"	5,5	36,5	35
VALGRIF34M	G3/4"	5,5	43,0	39

# MINIVÁLVULA DE ESFERA EN ACERO AISI 316

## MINI BALL VALVES AISI 316

	<b>TEMPERATURA DE TRABAJO:</b> De -25°C A +180°C <b>Working temperature:</b> From -25°C up to +180°C		<b>MATERIALES DE CONSTRUCCIÓN</b> <b>Materials Used</b>
	<b>PRESIÓN MÁXIMA DE TRABAJO:</b> 63 BAR <b>Maximun working pressure:</b> 63 bar		<b>CUERPO:</b> ACERO INOXIDABLE AISI 316 <b>Body:</b> Stainless steel AISI 316
	<b>APLICACIONES:</b> AIRE COMPRIMIDO, AGUA Y FLUIDOS COMPATIBLES CON LOS MATERIALES DE CONSTRUCCIÓN <b>Applications:</b> Compressed air, water and fluids suitable with construction materials		<b>ESFERA:</b> ACERO INOXIDABLE AISI 316 <b>Ball:</b> Stainless Steel AISI 316
	<b>CERTIFICACIONES</b> <b>Certifications</b>		<b>MANETA:</b> ALUMINIO LACADO <b>Lever:</b> Aluminium lacquered
	<b>PRODUCTOS CONFORME A LA DIRECTIVA 2002/95/EC</b> Products in compliance with the directive 2002/95/EC		<b>TORNILLO:</b> AISI 304 <b>Screw:</b> AISI 304
	<b>PRODUCTOS CONFORME A LA DIRECTIVA 2011/65/EC</b> Products in compliance with the directive 2011/65/EU		<b>GUARNICIÓN ASIENTO ESFERA:</b> PTFE <b>Washers ball seat:</b> PTFE
			<b>ROSCAS</b> <b>Threads</b>
			<b>CILÍNDRICA BSPP ISO 228 DE G1/8" A G3/4"</b> Cylindrical BSPP ISO 228 from G1/8" to G3/4"

## MINIVAL H X

MINIVÁLVULA DE ESFERA EN ACERO INOX. AISI 316 ROSCA HEMBRA  
- Mini ball valve in AISI 316 female



REFERENCIA	ROSCAS	DIÁMETRO NOMINAL (MM)	LONGITUD TOTAL (MM)	Peso Weight(g)
M.VAL-2H-X	G1/4"	8	42	104
M.VAL-3H-X	G3/8"	8	42	92
M.VAL-4H-X	G1/2"	10	46	125
M.VAL-6H-X	G3/4"	12	54	211

## MINIVALH M X

MINIVÁLVULA DE ESFERA EN ACERO INOX. AISI 316 ROSCA HEMBRA - MACHO  
- Mini ball valve in AISI 316 female - male



REFERENCIA	ROSCA M	ROSCA H	DIÁMETRO NOMINAL (MM)	LONGITUD TOTAL (MM)	Peso Weight(g)
M.VAL-2H-2M-X	R1/4"	G1/4"	8	40	83
M.VAL-3H-3M-X	R3/8"	G3/8"	8	40	82
M.VAL-4H-4M-X	R1/2"	G1/2"	10	46	116
M.VAL-6H-6M-X	R3/4"	G3/4"	12	54	193

## VÁLVULA DE ESFERA EN ACERO INOX 316 BALL VALVES INOX AISI 316



**TEMPERATURA DE TRABAJO:** De -15°C a +180°C  
**Working temperature:** From -15°C up to +180°C



**PRESIÓN MÁXIMA DE TRABAJO:** 69 BAR  
**Maximun working pressure:** 69 bar



**APLICACIONES:** CIRCUITOS NEUMÁTICOS Y CONDUCCIONES DE FLUIDOS EN GENERAL EN INDUSTRIA ALIMENTARIA, FARMACÉUTICA, QUÍMICA, ETC.  
**Applications:** Pneumatic applications and general fluid con-  
ductions in food, chemical, pharmacy, etc



**CERTIFICACIONES**  
**Certifications**



**PRODUCTOS CONFORME A LA DIRECTIVA 2002/95/EC**  
Products in compliance with the directive 2002/95/EC



**PRODUCTOS CONFORME A LA DIRECTIVA 2011/65/EC**  
Products in compliance with the directive 2011/65/EU



**MATERIALES DE CONSTRUCCIÓN**  
**Materials Used**

**CUERPO, TAPA, BOLA:** AISI 316 MICROFUSIÓN  
**Body, body end & ball:** AISI 316 Mircocast

**MANETA Y BLOQUEO DE SEGURIDAD:** AISI 304  
**Handle and locking:** AISI 304

**TORNILLO:** AISI 316  
**Screw:** AISI 316

**EJE:** AISI 316  
**Stem:** AISI 316

**TUERCA DE EJE:** AISI 304  
**Nut stem:** AISI 304

**GUARNICIÓN ASIENTO ESFERA:**  
PTFE + 15 % FIBRA DE VIDRIO  
**Washers ball seat:** PTFE + 15 % Glassfiber

**JUNTA, ARANDELA Y PRENSAESTOPAS:** PTFE  
**Gasket, seal and stem seat:** PTFE



**ROSCAS**  
**Threads**

**Gas Cilíndrica BSPP DIN 259/2999 de G1/4" hasta G3"**  
**Cylindrical BSPP Din 259/2999 from G1/4" up to G3"**

### VAL HX D



VÁLVULA ESFERA 2 PIEZAS AISI 316 MICROFUSIÓN ROSCA HEMBRA  
- Ball valve 2 pieces in AISI 316 microfusion female.

REFERENCIA	ROSCA H	DIÁMETRO NOMINAL (mm)	LONGITUD TOTAL (mm)	Peso Weight(g)
VAL-014HX-D	G1/4"	11,6	49,0	270
VAL-038HX-D	G3/8"	12,7	49,0	270
VAL-012HX-D	G1/2"	15,0	57,0	320
VAL-034HX-D	G3/4"	20,0	65,0	500
VAL-100HX-D	G1"	25,0	78,0	820
VAL-114HX-D	G1 1/4"	32,0	90,5	990
VAL-112HX-D	G1 1/2"	38,0	105,0	2.600
VAL-200HX-D	G2"	50,0	127,0	3.100
VAL-212HX-D	G2 1/2"	65,0	160,0	6.470
VAL-300HX-D	G3"	80,0	187,0	10.750













# ELECTROVÁVULAS

I  
175

## ELECTROVÁVULAS

Solenoid valves INOX AISI 316

# ELECTROVÁLVULA INOX AISI 316L DE ACCIONAMIENTO DIRECTO 2/2 VÍAS Y 3/2 VÍAS SOLENOID VALVES INOX AISI 316L 2/2 WAYS & 3/2 WAYS DIRECT ACTING

 <p><b>TEMPERATURA DE FLUIDO:</b> DESDE -10°C A +150°C <b>Fluid temperature:</b> From -10°C to +150°C</p>	 <p><b>MATERIALES DE CONSTRUCCIÓN</b> <b>Materials Used</b></p>
 <p><b>TEMPERATURA AMBIENTE:</b> DESDE -10°C A 80°C <b>Room temperature:</b> From -10°C to +80°C</p>	<p><b>CUERPO:</b> ACERO INOX AISI 316L <b>Body:</b> Stainless steel AISI 316L</p>
<p><b>MÁXIMA VISCOSIDAD FLUIDO:</b> 2º E (GRADOS ENGLER) <b>Maximum fluid viscosity:</b> 2º E (engel grados)</p>	<p><b>ASIENTO:</b> ACERO INOX AISI 316L <b>Seat:</b> Stainless steel AISI 316L</p>
 <p><b>PRESIÓN DE TRABAJO:</b> VER TABLA <b>Working pressure:</b> See technical table</p>	<p><b>NÚCLEO MÓVIL:</b> ACERO INOX AISI 316L <b>Armature &amp; core:</b> Stainless steel</p>
 <p><b>CARACTERÍSTICAS:</b> ELECTROVÁLVULA DE ACCIONAMIENTO DIRECTO TIPO 2/2 NC Y 3/2 NC PARA FLUIDOS NEUTROS COMPATIBLES CON JUNTAS (FKM) ALIMENTARIO Y DE ACERO INOX AISI 316L. NO ES NECESARIA UNA PRESIÓN MÍNIMA DE TRABAJO. SELLADO ENTRE EL CUERPO Y LA ARMADURA MEDIANTE SOLDADURA QUE GARANTIZA FIABILIDAD Y DURACIÓN EN EL TIEMPO</p> <p><b>Advantages:</b> The solenoid valves are direct 2/2 acting valves &amp; 3/2 ways NC. They are compatible with neutral liquids suitable for food Viton (FKM) NSF &amp; stainless steel INOX AISI 316L. It's not necessary a minimum working pressure. The ealing o'ring between body &amp; armature tube, 360° welding of the armature tube with core guarantee reliability &amp; endurance</p>	<p><b>TUBO DE ARMADURA:</b> ACERO INOXIDABLE <b>Armature &amp; core:</b> Stainless steel</p>
 <p><b>BAJO PEDIDO:</b> EPDM (-20°C +145°C) PTFE GRAFITADA AL 25% (-40°C +200°C) EXCEPTO SVX-2C100G12, SVX3C15G18, SVX3C25G14, SVX3C40G14</p> <p><b>On demand:</b> EPDM (-20°C +145°C) PTFE 25% carbon charged (-40°C +200°C) Except SVX-2C100G12, SVX3C15G18, SVX3C25G14, SVX3C40G14</p>	<p><b>MUELLE:</b> ACERO INOXIDABLE <b>Springs:</b> Stainless steel</p>
 <p><b>CERTIFICACIONES</b> <b>Certifications</b></p>	<p><b>PROTECCIÓN:</b> IP 65 CON CONECTOR <b>Protection:</b> IP 65 with connector</p>
 <p><b>PRODUCTOS CONFORME A LA DIRECTIVA 2002/95/EC</b> Products in compliance with the directive 2002/95/EC</p>	<p><b>CONEXIÓN:</b> SEGÚN DIN 43650/A DIN 43650/B <b>Connector Type:</b> DIN 73650/A, DIN 43650/B</p>
 <p><b>PRODUCTOS CONFORME A LA DIRECTIVA 2011/65/EC</b> Products in compliance with the directive 2011/65/EU</p>	<p><b>BOBINA:</b> CON PROTECCIÓN DE POLIARILAMIDA IXEF <b>Coil:</b> IXEF Cover</p>
	<p><b>AISLAMIENTO DEL HILO 180°C CLASE H</b> <b>Wire insulation 180°C class H</b></p>
	<p style="text-align: center;"><b>12-24 v DC</b></p>
	<p style="text-align: center;"><b>21 110 220 240 AC V - AC 50/60hz</b></p>
	<p><b>TOLERANCIA DE LA TENSIÓN:</b> PARA AC -10% +5% VOLT, PARA DC +5% +10% VOLT <b>Voltage tolerances:</b> AC -10% +5% Volt, DC 5% +10% Volt</p>
	<p><b>JUNTA TÓRICA:</b> VITÓN FKM ALIMENTARIO <b>Standar seal:</b> Food Viton FKM</p>
	 <p><b>ROSCAS</b> <b>Threads</b></p>
	<p><b>Cilíndrica ISO 228 Desde 1/8" a 1/2"</b> Cylindrical gas ISO 228 from 1/8" to 1/2"</p>

SERIE	TIPO	CÓDIGO	ROSCA	DN		BOBINA	PRESIÓN DE TRABAJO			TEMP. AMB. °C	POTENCIA		CONECTOR	ESTANQUEIDAD ALTERNATIVA			KG	
				MM	M <sup>3</sup> /H		MIN	MAX			VA AC	W DC		CN 14	EPDM	PTFE		RUBINO
								AC	DC									
STAN-DAR	2/2 NC	SVX2C15G18	G1/8	1,5	0,07	SH14/B	0	25	20	80	22	12	*	*	*	*	0,405	
		SVX2C30G18	G1/8	3	0,2	SH14/B	0	16	12	80	22	12	*	*	*	*	0,4	
		SVX2C25G14	G1/4	2,5	0,12	SH14/B	0	20	12	80	22	12	*	*	*	*	0,4	
		SVX2C40G14	G1/4	4	0,39	SH14/HP	0		8	60		25		*	*	*		0,4
						SH14		15	6	60	34	17	*	*	*		0,4	
						SH14/B		7		80	22		*	*	*		0,404	
		SVX2C50G38	G3/8	5	0,48	SH14/HP	0		5	60		25		*	*	*		0,404
						SH14		10	2	60	34	17	*	*	*		0,404	
						SH14/B		5		80	22		*	*	*		0,404	
		SVX2C64G38	G3/8	6,4	0,68	SH14/HP	0		4	60		25		*	*	*		0,404
						SH14		7	1,5	60	34	17	*	*	*		0,404	
						SH14/B		3		80	22		*	*	*		0,404	
		SVX2C64G12	G1/2	6,4	0,68	SH14/HP	0		4	60		25		*	*	*		0,378
						SH14		7	1,5	60	34	17	*	*	*		0,378	
						SH14/B		3		80	22		*	*	*		0,378	
		SVX2C100G12	G1/2	10	1,65	SH14/HP	0		10	60		25		*	*	*		0,515
	SH14						10	6	60	34	17	*	*	*		0,515		
	3/2 NC	SVX3C15G18	G1/8	1,5	0,07	SH14/B	0	18	18	80	22	12	*	*	*	*	0,405	
		SVX3C25G14	G1/4	2,5	0,12	SH14/B	0	10	10	80	22	12	*	*	*	*	0,4	
		SVX3C40G14	G1/4	4	0,39	SH14/B	0	4	4	80	22	12	*	*	*	*	0,4	

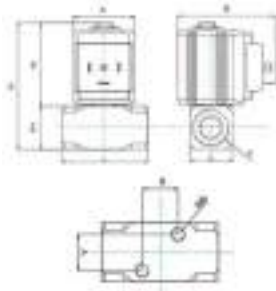
**NOTA:** EN DC LA TEMPERATURA AMBIENTE SUPERIOR A 50°C DISMINUYE LAS PRESTACIONES. ESTA RECOMENDADA LA INSTALACIÓN DE UNA BOBINA CON MAYORES PRESTACIONES.

**Note:** In DC temperature higher than 50°C the performances might decrease. The installation with coil highward-facing is well recommended

## SVX2C

ELECTROVÁLVULAS INOX. AISI 316L. SERIE STANDARD CON ACCIONAMIENTO DIRECTO 2/2 VIAS NC

- Solenoid valve INOX. AISI 316L STANDARD series 2/2 ways direct acting NC.



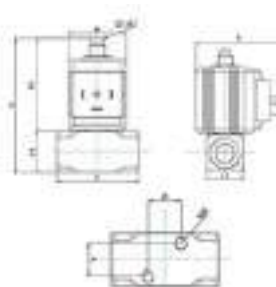
REFERENCIA	G	L (MM)	L1 (MM)	H (MM)	P1 (MM)	P2 (MM)	A (MM)	B (MM)	YS (MM)
SVX2C15G18	G1/8"	41	25	75	25	50	36	57	15,4
SVX2C30G18	G1/8"	41	25	75	25	50	36	57	15,4
SVX2C25G14	G1/4"	41	25	75	25	50	36	57	15,4
SVX2C40G14	G1/4"	41	25	75	25	50	36	57	15,4
SVX2C50G38	G3/8"	46,5	25	75	25	50	36	57	15,4
SVX2C64G38	G3/8"	46,5	25	75	25	50	36	57	15,4
SVX2C64G12	G1/2"	50,5	25	75	25	50	36	57	15,4
SVX2C100G12	G1/2"	60	30	90	30	60	36	57	15,4

\* SE VENDE SIN BOBINA Y SIN CONECTOR. - Sold without coil or connector

## SVX3C

ELECTROVÁLVULAS INOX. AISI 316L. SERIE STANDARD CON ACCIONAMIENTO DIRECTO 3/2 VIAS NC

- Solenoid valve INOX. AISI 316L STANDARD series 3/2 ways direct acting NC.

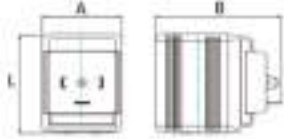


REFERENCIA	G	L (MM)	L1 (MM)	H (MM)	P1 (MM)	P2 (MM)	A (MM)	B (MM)	YS (MM)
SVX3C15G18	G1/8"	41	25	84	25	59	36	57	15,4
SVX3C25G14	G1/4"	41	25	84	25	59	36	57	15,4
SVX3C40G14	G1/4"	41	25	84	25	59	36	57	15,4

\* SE VENDE SIN BOBINA Y SIN CONECTOR. - Sold without coil or connector

### SH14-N

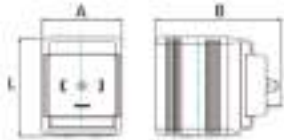
BOBINA  
- Coil



REFERENCIA	A	B	L	TENSIÓN	Peso Weight(g)
SH14AC24-N	36	55	43	24 AC	185
SH14AC110-N	36	55	43	110 AC	181
SH14AC220-N	36	55	43	220 AC	178
SH14AC240-N	36	55	43	240 AC	183
SH14DC12-N	36	55	43	12 DC	183
SH14DC24-N	36	55	43	24 DC	185

### SH14-B-N

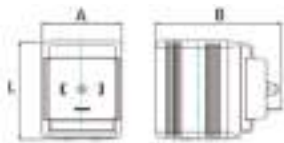
BOBINA DE BAJA ABSORCIÓN  
- Coil low absorption



REFERENCIA	A	B	L	TENSIÓN	Peso Weight(g)
SH14AC24/B-N	36	55	43	24 AC	185
SH14AC110/B-N	36	55	43	110 AC	170
SH14AC220/B-N	36	55	43	220 AC	175
SH14AC240/B-N	36	55	43	240 AC	179
SH14DC12/B-N	36	55	43	12 DC	179
SH14DC24/B-N	36	55	43	24 DC	181

### SH14-HP-N

BOBINA DE ALTAS PRESTACIONES  
- High performance coil



REFERENCIA	A	B	L	TENSIÓN	Peso Weight(g)
SH14DC12/HP-N	36	55	43	12 DC	179
SH14DC24/HP-N	36	55	43	24 DC	181

### CN14

CONECTOR  
- connector



REFERENCIA	Peso Weight(g)
CN14	20

# DEPÓSITOS

## DEPÓSITO DE ACERO INOXIDABLE

Stainless steel Tanks

# DEPÓSITOS ACERO INOXIDABLE AISI 304

## INOX TANKS AISI 304



**TEMPERATURA DE TRABAJO :** DESDE -40°C A +100°C  
**Working temperature:** From -40°C to +100°C



**MATERIALES DE CONSTRUCCIÓN**  
**Materials Used**



**PRESIÓN DE TRABAJO:** 10 Bar  
**Working pressure:** 10 Bar

**CUERPO:** ACERO INOX AISI 304  
**Body:** Stainless steel AISI 304



**APLICACIONES:** Aire comprimido  
**Applications:** Compressed air



**CERTIFICACIONES**  
**Certifications**



**ROSCAS**  
**Threads**



**PRODUCTOS CONFORME A LA DIRECTIVA 2002/95/EC**  
 Products in compliance with the directive 2002/95/EC



**PRODUCTOS CONFORME A LA DIRECTIVA 2011/65/EC**  
 Products in compliance with the directive 2011/65/EU

**Cilíndrica ISO 228 Desde G1/4" a G1/2"**  
 Cylindrical gas ISO 228 from 1/8" to 1/2"

**STL**



Soporte porporcionado por separado  
 Bracket provided separately

**STC**



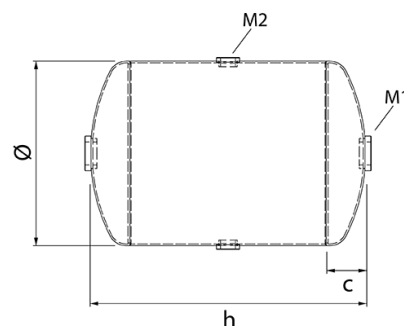
Soporte ya montado  
 Bracket provided already mounted

**SB**

DEPÓSITO EN ACERO INOX AISI 304  
 - Stainless steel AISI 304 tank



REFERENCIA	Ø	H	VOLU-MEN	C	M1	M2	Peso Weight(g)
SB1317	130	175	2,0	87,5	2X1/2"	1X1/4"	1,0
SB1535	150	350	5,5	45,0	2X1/2"	2X1/4"	2,20
SB1756	170	560	12,0	50,0	2X1/2"	2X1/4"	3,80
SB2254	220	540	19,0	60,0	2X1/2"	2X1/4"	4,85

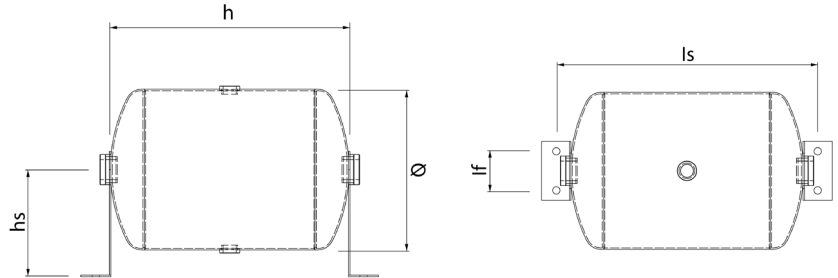


## SB-STL



DEPOSITO CON SOPORTE EN "L"  
- Stainless steel AISI 304 with l brackets tank

REFERENCIA	Ø	H	VOLU-MEN	C	M1	M2	Peso Weight(g)
SB1317-STL	130	175	2	87,5	2 X 1/2"	1 x 1/4"	1
SB1535-STL	150	350	5,5	45	2 X 1/2"	2 X 1/4"	2,2
SB1756-STL	170	560	12	50	2 X 1/2"	2 X 1/4"	3,8
SB2254-STL	220	540	19	60	2 X 1/2"	2 X 1/4"	4,85

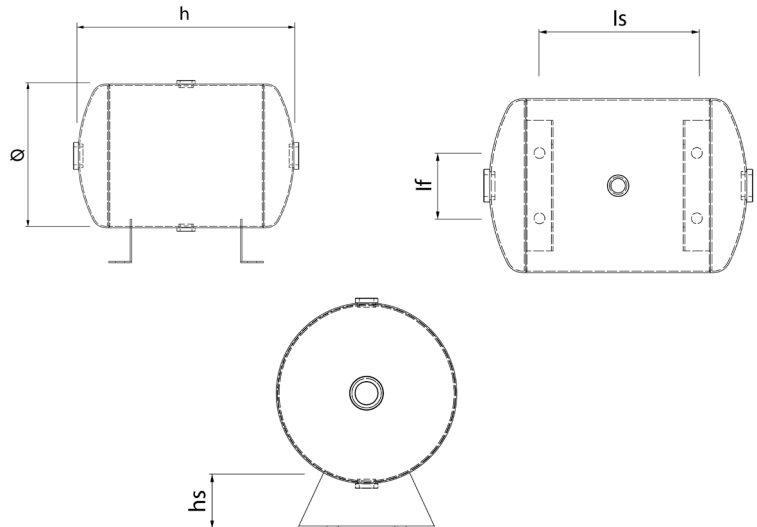


## SB-STC



DEPOSITO CON SOPORTE EN CUÑA  
- Stainless steel AISI 304 tank with cradle brackets

REFERENCIA	Ø	H	VOLU-MEN	C	M1	M2	Peso Weight(g)
SB1317-STC	130	175	2	87,5	2 X 1/2"	1 x 1/4"	1
SB1535-STC	150	350	5,5	45	2 X 1/2"	2 X 1/4"	2,2
SB1756-STC	170	560	12	50	2 X 1/2"	2 X 1/4"	3,8
SB2254-STC	220	540	19	60	2 X 1/2"	2 X 1/4"	4,85







# ELEMENTOS DE ESTANQUEIDAD

**ARANDELAS Y CINTAS PTFE**

**ABRAZADERAS**

**SELLADORES DE ROSCAS**

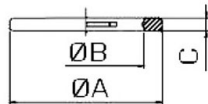
Washers and tapes PTFE

Clamps

Thread sealings

## ARANDELAS Y CINTAS PTFE WASHERS & PTFE TAPE

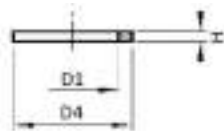
### 2610TR



ARANDELA DENTADA EN NYLON  
- Nylon notched washer

REFERENCIA	ROSCA THREAD	A	B	C	Peso Weight(g)
2610TRM5	M5	8	5,2	1,3	2
2610TR18	G1/8"	14	10	2	26
2610TR14	G1/4"	18	13,5	2	42
2610TR38	G3/8"	21	16,8	2	28
2610TR12	G1/2"	26	21,1	2	38

### 2612TR



ARANDELA EN PVC  
- Pvc washer

REFERENCIA	ROSCA THREAD	A	B	C	Peso Weight(g)
2612TR18	G1/8"	14	10	1,5	18
2612TR14	G1/4"	17,5	13,5	1,5	18
2612TR38	G3/8"	21	16,7	1,5	18
2612TR12	G1/2"	26	21,3	1,5	18

### IMOTF



CINTA DE PTFE PARA SELLADO DE ROSCAS PARA APLICACIONES CON AIRE COMPRIMIDO Y AGUA.  
- PTFE tape to use with compressed air and water.

REFERENCIA	ANCHO WIDTH	LONGITUD LENGH	ESPESOR THICKNESS
IMOTF-12	12mm	12 metros	0,075 mm

### IMOTFP



CINTA DE PTFE PARA USO PROFESIONAL  
- PTFE tape for professional use with compressed air and water.

REFERENCIA	ANCHO WIDTH	LONGITUD LENGH	ESPESOR THICKNESS
IMOTF-P50	19mm	50 metros	0,1 mm

# ABRAZADERAS

## CLAMPS



**APLICACIONES:** AUTOMOCIÓN, MOTOCICLETAS, MOTORES, MAQUINARIA AGRÍCOLA, HERRAMIENTA, TERMOHIDRÁULICA, FONTANERÍA, EMBARCACIONES, MOTORES MARINOS, INDUSTRIA PETROQUÍMICA, INDUSTRIA ALIMENTARIA, INDUSTRIA QUÍMICA.

**Applications:** Vehicles, motorcycles, automotives, agricultural machines, hardware, plumbing sanitary & termohydraulic, shipyards, marine engines, petrochemical industry, food industry, chemical industry.

### MATERIALES DE CONSTRUCCIÓN

#### Materials Used

**AB:** CINTA Y SOPORTE EN ACERO INOX AISI 430, TORNILLO DE ACERO CINCADO GRIS PLATA, EXENTO DE CROMO (DIRECTIVA EU ROHS)

**AB:** Housing & band stainless steel 430, screw zinc plated steel with white trivalent zinc plating, RoHS compliant coating

**ABX:** CINTA, SOPORTE Y TORNILLO EN ACERO INOX AISI 304

**ABX:** Band, housing & screw stainless steel 304

**ABO2:** ACERO ST34, TRATAMIENTO CINCADO CR3

**ABO2:** Steel ST34 zinc plated CR3

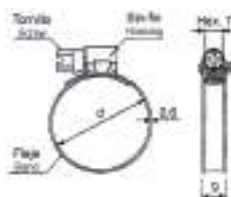
**ABO2X:** ACERO INOXIDABLE AISI 304

**ABO2X:** Stainless steel AISI 304

## AB

ABRAZADERA SEGÚN DIN 3017, CON BANDAS DE 9MM, CINTA Y SOPORTE INOX. AISI 430 Y TORNILLO EN ACERO CINCADO

- Hose clamp according DIN 3017, band width 9mm, housing in inox. AISI 430 and screw in zinc steel

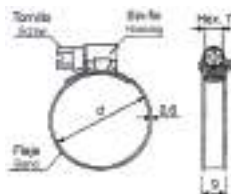


REFERENCIA	ØD (mm) MIN-MAX
AB-8-16	8-16
AB-12-22	12-22
AB-16-27	16-27
AB-20-32	20-32
AB-25-40	25-40

## ABX

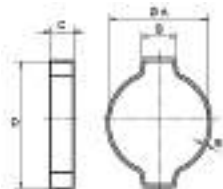
ABRAZADERA SEGÚN DIN 3017, CON BANDA DE 9MM, CINTA, SOPORTE Y TORNILLO EN ACERO INOX. AISI 304

- Hose clamp according DIN 3017, band width 9mm, housing & screw in Inox. AISI 304



REFERENCIA	ØD (mm) MIN-MAX
ABX-8-16	8-16
ABX-12-22	12-22
ABX-16-27	16-27
ABX-20-32	20-32
ABX-25-40	25-40

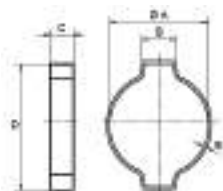
### ABO2



ABRAZADERA DE 2 OREJAS EN ACERO ST34 ACABADO CINCADO CR3  
- Hose in zinc plated steel

REFERENCIA	ØA(MM) MIN-MAX	A (MM)	B (MM)	C (MM)	D (MM)	E (MM)
ABO2-10-12	10 - 12	12,3	5,5	6,5	18	0,9
ABO2-11-13	11 - 13	13,3	5,8	6,5	19	0,9
ABO2-13-15	13 - 15	15,3	6,3	7	21,5	1
ABO2-14-17	14 - 17	17,5	6,6	7	24	1,2
ABO2-15-18	15 - 18	18,5	7	7,5	25	1,2
ABO2-17-20	17 - 20	20,5	7,6	7,5	27	1,2
ABO2-18-21	18 - 21	21,5	7,9	8	28	1,2
ABO2-20-23	20 - 23	23,5	8,5	8	31	1,3

### ABO2X



ABRAZADERA DE 2 OREJAS EN ACERO INOXIDABLE AISI 304  
- Hose in inox. aisi 304

REFERENCIA	ØA (MM) MIN-MAX	A (MM)	B (MM)	C (MM)	D (MM)	E (MM)
ABO2-10-12	10 - 12	12,3	5,5	6,5	18	0,9
ABO2-11-13	11 - 13	13,3	5,8	6,5	19	0,9
ABO2-13-15	13 - 15	15,3	6,3	7	21,5	1
ABO2-14-17	14 - 17	17,5	6,6	7	24	1,2
ABO2-15-18	15 - 18	18,5	7	7,5	25	1,2
ABO2-17-20	17 - 20	20,5	7,6	7,5	27	1,2
ABO2-18-21	18 - 21	21,5	7,9	8	28	1,2
ABO2-20-23	20 - 23	23,5	8,5	8	31	1,3

# ADHESIVOS INDUSTRIALES

## INDUSTRIAL ADHESIVES



**SELLADORES DE ROSCA:** LOS ADHESIVOS ANAERÓBICOS PARA EL SELLADO DE ROSCAS FIJAN Y SELLAN CONEXIONES ROSCADAS FRENTE A PRESIÓN DE GAS, AIRE, AGUA, ACEITES, HIDROCARBUROS Y MUCHOS PRODUCTOS QUÍMICOS. REEMPLAZAN EL CÁÑAMO, LAS CINTAS DE PTFE Y ESTÁN DISPONIBLES EN VARIOS GRADOS DE RESISTENCIA AL DESMONTAJE Y A PRODUCTOS QUÍMICOS. CERTIFICADOS DE ACUERDO A VARIAS NORMAS INTERNACIONALES, POR EJEMPLO DVGW, NSF, WRAS, KTW, BAM.

**Thread Sealers:** Anaerobic threadsealing adhesives seal and lock threaded connections against pressure of gas, air, water, oils, hydrocarbons and many chemicals. They replace hemp and PTFE tapes and are available in various grades of locking strength with resistance to various chemicals. Certified according to various international standards, e.g. DVGW, NSF, WRAS, KTW, BAM, WATER MARK.



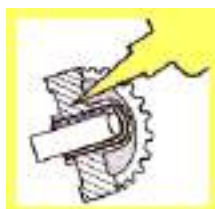
**FIJADORES DE ROSCAS:** LOS FIJADORES DE ROSCAS ANAERÓBICOS FIJAN TUERCAS, TORNILLOS, ESPÁRRAGOS Y CUALQUIER ELEMENTO ROSCADO. EL ADHESIVO PREVIENE EL AFLOJAMIENTO CAUSADO POR VIBRACIÓN Y POR CHOQUES MECÁNICOS Y TÉRMICOS. LOS FIJADORES DE ROSCAS TAMBIÉN INHIBEN LA CORROSIÓN POR FROTAMIENTO Y EVITAN EL GRIPAJE Y LA OXIDACIÓN.

**Thread locking:** Anaerobic threadlockers lock studs, nuts, screws and any threaded fasteners. The adhesive prevents loosening caused by vibration, mechanical and thermal shock. Threadlocking adhesive also inhibits fretting corrosion and prevents the seizure and galling



**FORMADORES DE JUNTAS:** LOS ADHESIVOS FORMADORES DE JUNTAS ANAERÓBICOS SELLAN SUPERFICIES METÁLICAS MECANIZADAS PLANAS Y JUNTAS DE BRIDAS EN BOMBAS, CAJAS DE CAMBIO Y CAJAS DE DIFERENCIAL. REEMPLAZAN LAS JUNTAS TRADICIONALES Y PERMITEN EL CONTACTO ENTRE LAS PARTES DE METAL, FORMANDO UN SELLADO QUE EVITA EL AGARROTAMIENTO Y LA RELAJACIÓN. FORMAN UNA JUNTA ELÁSTICA Y/O FLEXIBLE QUE ES RESISTENTE A VIBRACIÓN, CALOR, ACEITE Y OTROS FLUIDOS INDUSTRIALES. LAS PIEZAS PUEDEN SER DESMONTADAS CON HERRAMIENTAS NORMALES.

**Liquid Gasketing:** Gasketing anaerobic adhesive seals flat mating surfaces and joins flanges on pumps, gearboxes and differential housings. It replaces preformed gaskets and allows contact between metal parts forming a seal which is not prone to creep or relaxation. It forms a flexible and / or elastic gasket resistant to vibration, heat, oil and other industrial fluids. Parts can be disassembled using normal tools



**RETENEDORES:** LOS ADHESIVOS DE RETENCIÓN ANAERÓBICOS FIJAN Y AJUSTAN PASADORES, RODAMIENTOS, CAMISAS, BULONES, CHAVETAS, ENGRANAJES Y OTROS COMPONENTES CILÍNDRICOS. SON IDEALES PARA AUMENTAR LA RESISTENCIA DE PIEZAS MONTADAS A PRESIÓN O RETENCIÓN DE PIEZAS MONTADAS CON HOLGURA, PERMITEN MAYORES TOLERANCIAS DE MECANIZADO, REDUCIENDO LOS COSTES DE FABRICACIÓN Y PREVIENIENDO LA CORROSIÓN POR FROTAMIENTO, DISTORSIONES Y AFLOJAMIENTOS POR VIBRACIÓN. LOS ADHESIVOS RETENEDORES TIENEN UNA RESISTENCIA QUÍMICA EXCELENTE Y SELLAN LA MAYORÍA DE LOS FLUIDOS.

**Retaining:** Retaining anaerobic adhesives lock and fit bushes, bearings, sleeves, pin hubs, pulleys, gears and other cylindrical components. They are ideal for increasing the strength of press fit parts or retaining loose fitting parts, allow larger machining tolerances, reducing manufacturing costs, prevent fretting corrosion, vibration loosening and distortion. Retaining adhesives have excellent chemical resistance and seal against most fluids



**ADHESIVOS INSTANTÁNEOS:** LOS ADHESIVOS DE CIANOACRILATO ESTÁN DISEÑADOS PARA UN PEGADO ESTRUCTURAL E INSTANTÁNEO DE GOMA, METALES, CERÁMICA, CUERO, MADERA Y UNA AMPLIA VARIEDAD DE PLÁSTICOS. SE RECOMIENDA QUE LAS SUPERFICIES A UNIR SE AJUSTEN ÍNTIMAMENTE; LOS MEJORES RESULTADOS SE OBTIENEN CON HOLGURAS INFERIORES A 0,1 MM Y HASTA 0,2 MM PARA GRADOS ESPECIALES. EL RANGO DE TEMPERATURA FUNCIONAL VA DESDE -50 A 80°C, Y EN LAS NUEVAS FORMULACIONES RESISTENTES A ALTA TEMPERATURA SE ALCANZAN LOS +200°C. PARA SUPERFICIES MUY POROSAS Y APLICACIONES VERTICALES EXISTE UNA FORMULACIÓN EN GEL. TAMBIÉN DISPONEMOS DE PRODUCTOS DE BAJO EMPAÑAMIENTO Y DE BAJO OLORES.

**Instant Adhesives:** Cyanacrylate adhesives are for instant and structural bonding of rubber, metals, ceramic, leather and a variety of plastics. Best results can be obtained with joint gaps of less than 0.1mm up to 0.2mm for special grades. The service temperature range is between -50°C and +80°C, although new high-temperature resistant formulations are available for use up to 180°C. For porous surfaces or for vertical application a gel grade is available.



## SELLADORES DE ROSCA

REFERENCIA	TIEMPO DE USO (MINUTOS)	TIEMPO SECADO (HORAS)	Ø MÁX. ROSCA	TOLERANCIA MÁX. UNIÓN	PAR DE APRIETE M10 (N.M.)	RANGO DE TEMPERATURA (°C)	CANTIDAD (ML)	DESCRIPCIÓN
SELLOX	10 - 20	1 - 3	3/4"	0,15	12 - 16	-55 A 150	10,50 Y 250	Sellador líquido anaeróbico para racores neumáticos e hidráulicos hasta 3/4" media resistencia mecánica.
LOX-1536BS	15 - 30	1 - 3	2"	0,3	8 - 14	-55 A 180	75 Y 250	Sellador de roscas alta temperatura. Homologado para gas (DIN-DVGW) - Película elástica
LOX-1810	15 - 40	1 - 3	2"	0,3	8 - 14	-55 A 150	50 y 75	Sellador con PTFE. Homologado para gas (AGA; DIN-DVGW) y agua potable (WRAS) - películas elásticas. Alta Viscosidad
LOX-5514	10 - 20	1 - 3	2"	0,3	12 - 18	-55 A 150	50	Sellador uso general. Viscosidad media
LOX-5811	15 - 30	1 - 2	2"		18 - 24	-55 A 150	50	Sellador homologado para gas (DIN-DVGW), GLP alta presión (AGA), oxígeno gaseoso hasta 10 bar y 60°C (BAM) y agua potable (WRC-WRAS). Contacto con alimentos (NSF-P1) Viscosidad Alta



## FIJADORES DE ROSCA

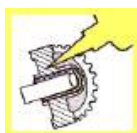
REFERENCIA	TIEMPO DE USO (MINUTOS)	TIEMPO SECADO (HORAS)	Ø MÁX. ROSCA	TOLERANCIA MÁX. UNIÓN	PAR DE APRIETE M10 (N.M.)	RANGO DE TEMPERATURA (°C)	CANTIDAD (ML)	DESCRIPCIÓN
LOX-2418	15 - 30	1 - 3	M24	0,2	5 - 8	-55 A 150	10 Y 50	Fijación de baja resistencia y anti-vibraciones. Uso general.
LOX-5403	10 - 20	1 - 3	M24	0,2	14 - 20	-55 A 150	50	Fijatuercas de uso general.
LOX-5503	10 - 20	1 - 3	M36	0,25	18 - 23	-55 A 200	10	Alta temperatura, adecuado para su uso en piezas ligeramente aceitadas. Aprobado para gas (DIN-DV6W y GAZ DE FRANCE) y agua potable (TZW-DVGW)
LOX-8354	10 - 20	1 - 3	M20	0,15	25 - 35	-55 A 150	10	Alta resistencia. Uso general.



## FORMADORES DE JUNTAS

REFERENCIA	TIEMPO DE USO (MINUTOS)	TIEMPO SECADO (HORAS)	TOLERANCIA MÁX. UNIÓN	RANGO DE TEMPERATURA (°C)	CANTIDAD (ML)	DESCRIPCIÓN
LOX-5814	15 - 30	3 - 6	0,5	-55 A 150	75	Producto para juntas de uso general.
LOX-5910	15 - 30	3 - 6	0,5	-55 A 200	75 y 100	Alta viscosidad para juntas rígidas con grandes tolerancias de montaje. Alta temperatura.





## RETENEDORES

REFERENCIA	TIEMPO DE USO (MINUTOS)	TIEMPO SECADO (HORAS)	Ø MÁX. ROSCA	TOLERANCIA MÁX. UNIÓN	PAR DE APRIETE M10 (N.M.)	RANGO DE TEMPERATURA (°C)	CANTIDAD (ML)	DESCRIPCIÓN
LOX-5311	10 - 20	1 - 3	M20	0,12	11 - 20	-55 A 150	50	Retención de rodamientos. Uso general.
LOX-8221	5 - 10	1 - 3	M12	0,1	24 - 35	-55 A 150	50	Para acoplamiento de precisión, alta resistencia, curado rápido.
LOX-8521	2 - 5	1 - 3	M36	0,2	30 - 40	-55 A 150	10 y 50	Retenedor de curado rápido, permite mayores tolerancias de mecanización. Homologado para gas (Gaz de France)



## ADHESIVOS INSTANTÁNEOS

REFERENCIA	TIEMPO DE USO (MINUTOS)	TIEMPO SECADO (HORAS)	Ø MÁX. ROSCA	TOLERANCIA MÁX. UNIÓN	PAR DE APRIETE M10 (N.M.)	RANGO DE TEMPERATURA (°C)	CANTIDAD (ML)	DESCRIPCIÓN
IS32								Muy rápido, fluido, buenos resultados en EPDM, gomaespuma, gomas difíciles y plásticos.
IS43								Uso general para el pegado de plásticos, metal, cuero y goma.
IS47								Gel, relleno de grandes holguras, para pegados verticales y superficies muy porosas
IS63								Uso general, inoloro y sin empañamiento.



## ACCESORIOS

REFERENCIA	TIEMPO DE USO (MINUTOS)	TIEMPO SECADO (HORAS)	RANGO DE TEMPERATURA (°C)	CANTIDAD (ML)	DESCRIPCIÓN
LOX-3142				20	Jeringa doble Epoxi 2K
LOX-5930	15 - 30	24	de -60°C a +300°C	75	Silicona para aplicaciones de alta temperatura
LOX-AT20				20	Activador líquido libre de solventes para uso con aire comprimido y agua.



# MANÓMETROS Y VACUOMETROS

# MANÓMETROS Y VACUÓMETROS PRESSURE GAUGES

TABLA DE CONVERSIÓN DE PRINCIPALES UNIDADES DE MEDIDA  
Conversion table of the pressure units

UNIDAD UNIT	BAR	MBAR	PA	KPA	MPA	KP/MM2	KP/CM2
1 bar	1	1000	100000	100	0,1	0,01019716	1,019716
1 mbar	0,001	1	100	0,1	0,001	0,0000101972	0,001019716
1 Pa	0,00001	0,01	1	0,001	0,000001	0,000000102	0,00001097
1 kPa	0,01	10	1000	1	0,001	0,0001019716	0,01019716
1 MPa	10	10000	1000000	1000	1	0,1019716	10,19716
1 kp/mm <sup>2</sup>	98,0665	9806,5	9806650	9806,65	9,80665	1	100
1 kp/cm <sup>2</sup>	0,980665	980,665	98066,5	98,0665	0,0980665	0,01	1
1 atm	1,01325	1013,25	101325	101,325	0,101325	0,01033227	1,033227
1 mmHg	0,001333224	1,333224	133,322	0,133324	0,000133322	0,00013951	0,00135951
1 mCA	0,0980665	98,0665	9806,05	9,80665	0,00980665	0,001	0,1
1 mmCA	0,00098067	0,0980665	9,80665	0,00980665	0,00009807	0,000001	0,0001
1 psi	0,06894757	68,94757	6894,757	6,894757	0,006894757	0,0070307	0,070307
1 H <sub>2</sub> O	0,00249089	2,49089	249,089	0,249089	0,000249089	0,0000254	0,00254
1 Hg	0,0338639	33,8639	3386,4	3,3864	0,0033864	0,000345312	0,0345312

## MANR



MANÓMETRO CONEXIÓN RADIAL SECO CON CAJA METÁLICA, TUBO BOURDON Y RACOR EN LATÓN, ROSCA MACHO CILÍNDRICA BSPP  
- Unfilled pressure gauge bottom connection, for the industry with metallic case, spring & hub in brass, BSPT tread.

REFERENCIA	ROSCA CONEXIÓN CONNECTION THREAD	Ø CAJA Ø CASE	ESCALA RANGE (BAR)	PRECISIÓN ACCURACY
MANR53-2,5	G1/4"	53	0 - 2,5	Cl 2
MANR53-4	G1/4"	53	0 - 4	Cl 2
MANR53-6	G1/4"	53	0 - 6	Cl 2
MANR53-10	G1/4"	53	0 - 10	Cl 2
MANR53-16	G1/4"	53	0 - 16	Cl 2
MANR53-25	G1/4"	53	0 - 25	Cl 2

## MANP



MANÓMETRO CONEXIÓN POSTERIOR, SECO, CAJA METÁLICA, TUBO BOURDON Y RACOR EN LATÓN, ROSCA MACHO CILÍNDRICA BSPP  
- Unfilled pressure gauge back connection, for the industry with metallic case, spring & hub in brass, BSPP tread.

REFERENCIA	ROSCA CONEXIÓN CONNECTION THREAD	Ø CAJA Ø CASE	ESCALA RANGE (BAR)	PRECISIÓN ACCURACY
MANP53-2,5	G1/4"	53	0 - 2,5	Cl 2
MANP53-4	G1/4"	53	0 - 4	Cl 2
MANP53-6	G1/4"	53	0 - 6	Cl 2
MANP53-10	G1/4"	53	0 - 10	Cl 2
MANP53-16	G1/4"	53	0 - 16	Cl 2
MANR53-25	G1/4"	53	0 - 25	Cl 2

## MANOMETRO



MANÓMETRO CONEXIÓN POSTERIOR, SECO, CAJA METÁLICA, TUBO BOURDON Y RACOR EN LATÓN, ROSCA MACHO CILÍNDRICA BSPP  
- Unfilled pressure gauge back connection, for the industry with metallic case, spring & hub in brass, BSPP tread.

REFERENCIA	ROSCA CONEXIÓN CONNECTION THREAD	Ø CAJA Ø CASE	ESCALA RANGE (BAR)	PRECISIÓN ACCURACY
MANOMETRO 1/8	G1/8"	40	0 - 10	Cl 2,5
MANOMETRO 1/4	G1/4"	50	0 - 16	Cl 2

## VAC



VACUÓMETRO SECO CON CAJA METÁLICA EN ACERO AISI 304 Y ÓRGANOS INTERNOS DE BRONCE Y LATÓN CON ROSCA MACHO CILÍNDRICA BSPP  
- Vacuum meter gauge with AISI 304 case, spring & hub in brass, connection BSPP tread.

REFERENCIA	ROSCA/TIPO CONEXION CONNECTION/THREAD	Ø CAJA Ø CASE	ESCALA RANGE (BAR)	PRECISIÓN ACCURACY
VACR63-1	G1/4" - Radial	63	0 a -1	Cl 1,6
VACP63-1	G1/4" - Posterior	63	0 a -1	Cl 1,6

## MANRG



MANÓMETRO CONEXIÓN RADIAL CON GLICERINA, CAJA AISI 304, TUBO BOURDON, RACOR EN LATÓN Y AGUJA INDICADORA EN ALUMINIO CON ROSCA CILÍNDRICA BSPP

- Filled pressure gauge bottom connection, AISI 304 case, spring & hub in brass, dial and pointer in aluminium, BSPP thread

REFERENCIA	ROSCA THREAD	Ø CAJA Ø CASE	ESCALA RANGE (BAR)	PRECISIÓN ACCURACY
MANRG63-2,5	G1/4"	63	0 - 2,5	Cl 1,6
MANRG63-4	G1/4"	63	0 - 4	Cl 1,6
MANRG63-6	G1/4"	63	0 - 6	Cl 1,6
MANRG63-10	G1/4"	63	0 - 10	Cl 1,6
MANRG63-16	G1/4"	63	0 - 16	Cl 1,6
MANRG63-25	G1/4"	63	0 - 25	Cl 1,6
MANRG63-40	G1/4"	63	0 - 40	Cl 1,6
MANRG63-60	G1/4"	63	0 - 60	Cl 1,6
MANRG63-100	G1/4"	63	0 - 100	Cl 1,6
MANRG100-6	G1/2"	100	0 - 6	Cl 1,6
MANRG100-10	G1/2"	100	0 - 10	Cl 1,6
MANRG100-16	G1/2"	100	0 - 16	Cl 1,6
MANRG100-40	G1/2"	100	0 - 40	Cl 1,6
MANRG100-100	G1/2"	100	0 - 100	Cl 1,6

## MANRGX



MANÓMETRO ROSCA RADIAL, CON GLICERINA, CAJA EN INOXIDABLE AISI 304, SISTEMA DE MEDIDA EN INOXIDABLE AISI 316, DIAL Y AGUJA INDICADORA EN ALUMINIO, CILÍNDRICA BSPP.

- Stainless steel filled pressure gauge, bottom connection, AISI 304 case, spring & hub in inox AISI 316, dial and pointer in aluminium, BSPP thread

REFERENCIA	ROSCA CONEXIÓN CONNECTION THREAD	Ø CAJA Ø CASE	ESCALA RANGE (BAR)	PRECISIÓN ACCURACY
MANRGX63-2,5	G1/4"	63	0 - 2,5	CL 1,6
MANRGX63-4	G1/4"	63	0 - 4	CL 1,6
MANRGX63-6	G1/4"	63	0 - 6	CL 1,6
MANRGX63-10	G1/4"	63	0 - 10	CL 1,6
MANRGX63-16	G1/4"	63	0 - 16	CL 1,6
MANRGX63-25	G1/4"	63	0 - 25	CL 1,6
MANRGX63-40	G1/4"	63	0 - 40	CL 1,6
MANRGX63-60	G1/4"	63	0 - 60	CL 1,6
MANRGX63-100	G1/4"	63	0 - 100	CL 1,6
MANRGX100-6	G1/2"	100	0 - 6	CL 1,6
MANRGX100-10	G1/2"	100	0 - 10	CL 1,6
MANRGX100-16	G1/2"	100	0 - 16	CL 1,6
MANRGX100-40	G1/2"	100	0 - 40	CL 1,6
MANRGX100-100	G1/2"	100	0 - 100	CL 1,6

# MANÓMETRO EN LÍNEA PRESSURE GAUGE FITTING



**TEMPERATURA DE TRABAJO:** 0°C A +70°C  
**Working temperature:** 0°C to +70°C



**PRESIÓN DE TRABAJO:** 0 A 15 BAR  
**Working pressure:** 0 a 15 BAR



**APLICACIONES:** Instalaciones Neumáticas con Aire Filtrado y Lubricado  
**Applications:** Pneumatic installations fed with filtered and lubricated air

**PRECISIÓN:** CL 4  
**Accuracy:** CL 4



**TUBOS UTILIZADOS:** POLIAMIDA (PA), POLIURETANO (PU)  
**Tubes used:** Polyamide (PA), polyurethane (PU)



**COMPONENTES**  
**Components**



**MATERIALES DE CONSTRUCCIÓN**  
**Materials Used**

**CUERPO Y ANILLO PULSADOR:** POM  
**Body & release ring:** POM

**PINZA DE AGARRE:** AISI 301  
**Gripping collet:** AISI 301

**ANILLO RETENEDOR:** LATÓN UNI EN 12164 CW614N  
**Back ring:** Brass UNI EN 12164 CW614N

**MANÓMETRO:** ACRILONITRILO BUTADIENO ESTIRENO (ABS)  
**Pressure gauges:** Acrylonitrile butadiene styrene (ABS)

**ROSCAS:** LATÓN NIQUELADO UNI EN 12164 CW614N  
**Thread:** Nickel plated Brass UNI EN 12164 CW614N

**JUNTAS TÓRICAS:** NBR  
**O-rings:** NBR



**ROSCAS**  
**Threads**

**CILÍNDRICA ISO 228 G1/8" A G1/4"**  
**Parallel gas ISO 228 G1/8" to G1/4"**



### IMOML



MANÓMETRO EN LÍNEA  
- Pressure gauge fittings



REFERENCIA	ØD	D1	D2	D3	L1	L2	L3	L4	H (HEX)	Peso Weight(g)
IMOML06	6	3,2	23	-	15	45	38	-	-	15
IMOML06-G01	6	3,2	23	G1/8"	15	52	38	5,0	13	21
IMOML06-G02	6	3,2	23	G1/4"	15	54	38	6,5	16	23
IMOML08	8	3,2	23	-	15	46	39,5	-	-	16
IMOML08-G01	8	3,2	23	G1/8"	15	53	39,5	5,0	14	23
IMOML08G02	8	3,2	23	G1/4"	15	55	39,5	6,5	16	25

# **PISTOLAS DE SOPLADO, INFLADORES DE NEUMÁTICOS**

**PISTOLAS DE SOPLADO,  
INFLADORES DE NEUMÁTICOS**

Air guns,  
Tyre-Inflating



## PISTOLA DE SOPLADO PSF AIR GUN PSF



**PRESIÓN DE TRABAJO:** 12 BAR  
**Working pressure:** 12 Bar



**APLICACIONES:** NEUMÁTICA EN AMBIENTES OXIDANTES O EN CONTACTO CON FLUIDOS COMO AGUA, GRASAS Y ACEITES  
**Applications:** Suitable for pneumatic in oxidative environments or in contact with fluids as water, grease & oil.



**CARACTERÍSTICAS:** SE ADAPTA A CUALQUIER TIPO DE APLICACIÓN EN LA INDUSTRIA, DADO QUE SU PRINCIPAL APLICACIÓN ES LA LIMPIEZA DE ELEMENTOS QUE CONTENGAN POLVO, VIRUTAS, SUCIEDAD, ETC. OPTIMO REDIMIENTO. GRAN CAUDAL  
**Working pressure:** Suitable for each king of industry as it's used for cleaning elements which contain dust, bacteria and oils. Good performance and big capacity



**CERTIFICACIONES**  
**Certifications**



**PRODUCTOS CONFORME A LA DIRECTIVA 2002/95/EC**  
Products in compliance with the directive 2002/95/EC



**PRODUCTOS CONFORME A LA DIRECTIVA 2011/65/EC**  
Products in compliance with the directive 2011/65/EU



**MATERIALES DE CONSTRUCCIÓN**  
**Materials Used**

**CUERPO:** ALUMINIO BARNIZADO  
**Body:** Painted aluminium

**BOTÓN:** PA-11  
**Button:** PA-11

**PUNTERA Y EMPAQUETADURA:** NBR  
**Nozzle & seals:** NBR

**MUELLE:** INOX AISI 302  
**Spring:** INOX AISI 302

**ALARGADERAS:** LATÓN  
**Extension:** Brass

### PSF



PISTOLA DE SOPLADO EN ALUMINIO ROSCA HEMBRA CILÍNDRICA BSPP  
- Aluminium air gun with female BSPP thread

REFERENCIA	ROSCA THREAD	DIMENSIONES DIMENSIONS
PSF-1010	G1/4"	120x62x25

### L150 Y L225



ALARGADERA EN LATÓN PARA PSF 1010  
- Brass nozzles for psf 1010

REFERENCIA	L (mm)	ROSCA MACHO
L-150	158	G1/8"
L-225	233	G1/8"






### PSF 1010-4



PUNTERA EN NBR PARA PSF 1010  
- NBR NOZZLE FOR PSF 1010

REFERENCIA	L (mm)	ROSCA MACHO
PSF-1010-4	20	G1/8"

# PISTOLA DE SOPLADO IMOPS AIR GUN IMOPS

 <p><b>PRESIÓN DE TRABAJO:</b> 0 a 10 BAR <b>Working pressure:</b> 12 Bar</p>	 <p><b>MATERIALES DE CONSTRUCCIÓN</b> <b>Materials Used</b></p>
 <p><b>TEMPERATURA DE TRABAJO:</b> 0°C a 60°C <b>Working temperature:</b> From 0°C to 60°C</p>	<p><b>CUERPO:</b> PLASTICO <b>Body:</b> PLastic</p>
 <p><b>APLICACIONES:</b> AIRE COMPRIMIDO <b>Applications:</b> Compressed air</p>	<p><b>BOQUILLA:</b> ACERO <b>Nozzle:</b> Steel</p>
 <p><b>CARACTERISTICAS:</b> SE ADAPTA A CUALQUIER TIPO DE APLICACIÓN EN LA INDUSTRIA, DADO QUE SU PRINCIPAL APLICACIÓN ES LA LIMPIEZA DE ELEMENTOS QUE CONTENGAN POLVO, VIRUTAS, SUCIEDAD, ETC. OPTIMO REDIMIENTO. GRAN CAUDAL <b>Working pressure:</b> Suitable for each king of industry as it's used for cleaning elements which contain dust, bacteria and oils. Good performace and big capacity</p>	 <p><b>ROSCAS</b> <b>Threads</b></p> <p><b>CILÍNDRICA BSPP A G1/4"</b> Parallel gas BSPP to G1/4"</p>
 <p><b>CERTIFICACIONES</b> <b>Certifications</b></p>	
 <p><b>PRODUCTOS CONFORME A LA DIRECTIVA 2002/95/EC</b> Products in compliance with the directive 2002/95/EC</p> <p><b>PRODUCTOS CONFORME A LA DIRECTIVA 2011/65/EC</b> Products in compliance with the directive 2011/65/EU</p>	

PISTOLAS DE SOPLADO, INFLADORES  
Air guns & tyre inflators

197

## IMOPS



PISTOLA DE SOPLADO CON BOQUILLA EN ACERO ROSCA HEMBRA CILÍNDRICA BSPP

- Air gun with BSPP thread with nozzle in steel

REFERENCIA	ØD	ROSCA THREAD	L (mm)	E (mm)	N (mm)	J (mm)	Peso Weight(g)
IMOPS-10	3	G1/4"	142,1	96,8	24	50	93
IMOPS-100	3	G1/4"	142,1	96,8	24	100	106

### PISTOLA DE SOPLADO SERIE IPS AIR GUN IPS SERIE



**PRESIÓN DE TRABAJO:** MAXIMA 16 BAR  
**Working pressure:** Maximun 16 Bar



**TEMPERATURA DE TRABAJO:** -10°C A 80°C  
**Working temperature:** From -10°C to 80°C

**CAUDAL:** 380 L/min. a 8 Bar  
**Air flow rate:** 380 L/min at 8 Bar



**APLICACIONES:** AIRE COMPRIMIDO  
**Aplications:** Compressed air



**CARACTERÍSTICAS:** REGULACIÓN PROGRESIVA DEL FLUJO DEL AIRE. EMPUÑADURA ERGONÓMICA PARA DIESTROS Y ZURDOS. ESTRUCTURA LIGERA Y ROBUSTA.

**Working pressure:** Progressive regulation of the air flow. Ergonomic handle for right-handed and left-handed. Light and Robust structure.



**MATERIALES DE CONSTRUCCIÓN**  
**Materials Used**

**CUERPO, MANETA Y VÁLVULA:** PLÁSTICO ACETAL  
**Body, trigger and valve:** Acetal plastic

**EMPAQUETADURA:** NITRILO  
**Gaskets:** Nitrile

**ALARGADERAS:** ACERO GALVANIZADO DE Ø8MM EXTERIOR  
**Blowing tube:** Steel electrically galvanised with Ø8mm pipe.

**MUELLES:** HILO ACERO ENDURECIDO  
**Springs:** Hardened springs wire



**ROSCAS**  
**Threads**

**ROSCA HEMBRA CILÍNDRICA BSPP G1/4"**  
**Female Thread BSPP G1/4"**

## IPS



PISTOLA DE SOPLADO PLÁSTICO CON ALARGADERA CURVA  
- Air blow gun with bent pipe

REFERENCIA	ROSCA HEMBRA	Peso Weight(g)
IPS	G1/4"	103,6

## IPS-



PISTOLA DE SOPLADO CON ALARGADERA RECTA DE 300 Ó 500 MM  
- Air blow gun with 300 & 500 mm. straight pipe

REFERENCIA	ROSCA HEMBRA	Peso Weight(g)
IPS-30	G1/4"	133,5
IPS-50	G1/4"	168,5

## IPS-REG



PISTOLA DE SOPLADO CON REGULADOR DE CAUDAL Y ALARGADERA CURVA  
- Air blow gun adjustment with bent pipe

REFERENCIA	ROSCA HEMBRA	Peso Weight(g)
IPS-REG	G1/4"	123

## IPS-TURBO



PISTOLA DE SOPLADO CON BOQUILLA TIPO VENTURI QUE INCREMENTA EL CAUDAL UN 100%.  
- Air blow gun with venturi nozzle increases air flow by 100%

REFERENCIA	ROSCA HEMBRA	Peso Weight(g)
IPS-TURBO	G1/4"	112,8

## IPS-SR-OSHA



PISTOLA DE SEGURIDAD SEGÚN NORMA OSHA, BAJO NIVEL DE RUIDO 78 DB A 8 BAR, 76 DB A 6 BAR. GRAN CAPACIDAD DE SOPLADO. INCORPORA REDUCTOR DE PRESIÓN INTERNO A 6 BAR.

- safety air blow gun with bent pipe meets OSHA and automatic pressure reduction at an inlet pressure of 6 bar . Low noise level, 78 dB at 8 Bar, 76 dB at 6 Bar. High blowing force.

REFERENCIA	ROSCA HEMBRA	Peso Weight(g)
IPS-SR-OSHA	G1/4"	108

### INFLADOR PROFESIONAL DE NEUMÁTICOS PROFESSIONAL TYRE-INFLATING GUN



**PRESIÓN DE TRABAJO:** de 0 a 10 Bar.  
**Working pressure:** from 0 to 10 bar



**MANÓMETRO:** Ø80mm  
**Manometer:** Ø80mm

**PRESIÓN MÁXIMA ALIMENTACIÓN:** 12 Bar  
**Maximum supply pressure:** 12 Bar



**APLICACIONES:** INFLADO DE NEUMÁTICOS  
**Applications:** Tyre-Inflator

**LATIGUILLO:** 100 cm  
**Length pipe:** 100 cm



**CARACTERÍSTICAS:** DECLARACIÓN CE DE CONFORMIDAD SEGÚN DIRECTIVAS 2006/42/CE - 2002/96/CE 2006/66/CE  
**Feature:** EC declaration of conformity according to directives 2006/42 / EC - 2002/96 / EC 2006/66 / CE



**ROSCA MACHO G1/4"**  
**Male thread from G1/4"**

### INFL-HOM-01



REFERENCIA	ROSCA MACHO	Peso Weight(g)
INFL-HOM-01	G1/4"	714

### INFLADOR DE NEUMÁTICOS TYRE-INFLATING GUN



**PRESIÓN DE TRABAJO:** de 0 a 10 Bar.  
**Working pressure:** from 0 to 10 bar



**MANÓMETRO:** Ø63mm  
**Manometer:** Ø63mm

**PRESIÓN MÁXIMA ALIMENTACIÓN:** 12 Bar  
**Maximum supply pressure:** 12 Bar



**APLICACIONES:** INFLADO DE NEUMÁTICOS  
**Applications:** Tyre-Inflator

**LATIGUILLO:** 40 cm  
**Length pipe:** 40 cm



**CARACTERÍSTICAS:** DECLARACIÓN CE DE CONFORMIDAD SEGUN DIRECTIVAS 2006/42/CE - 2002/96/CE 2006/66/CE  
**Feature:** EC declaration of conformity according to directives 2006/42 / EC - 2002/96 / EC 2006/66 / CE








**ROSCA MACHO G1/4"**  
**Male thread from G1/4"**

### INFL-AL-02



REFERENCIA	ROSCA MACHO	Peso Weight(g)
INFL-AL-02	G1/4"	382,4

## INFLADOR EURODAINU DE NEUMÁTICOS EURODAINU TYRE-INFLATING GUN

 <p><b>PRESIÓN DE TRABAJO:</b> de 0,7 a 12 Bar. <b>Working pressure:</b> from 0,7 to 12 bar</p>	 <p><b>MANÓMETRO:</b> Ø80mm <b>Manometer:</b> Ø80mm</p>
<p><b>PRESIÓN MÁXIMA ALIMENTACIÓN:</b> 15 Bar <b>Maximum supply pressure:</b> 15 Bar</p>	 <p><b>APLICACIONES:</b> INFLADO DE NEUMÁTICOS <b>Applications:</b> Tyre-Inflator</p>
<p><b>LATIGUILLO:</b> 150 cm <b>Length pipe:</b> 150 cm</p>	 <p><b>CARACTERÍSTICAS:</b> INCLUYE CERTIFICADO DE CALIBRACIÓN HOMOLOGADO SEGÚN DIRECTIVA 86/217 EEC 2009/34/EC <b>Feature:</b> Includes Certificate of Calibration Homologated According to Directive 86/217 EEC 2009/34 / EC</p>
 <p><b>ROSCA HEMBRA G1/4"</b> Female thread from G1/4"</p>	

### INFL-EURO-03



REFERENCIA	ROSCA MACHO	Peso Weight(g)
INFL-EURO-03	G1/4"	721

## BOQUILLA EN LATÓN NIQUELADO PARA INFLADOR UNIVERSAL HEAD FOR TYRE-INFLATING NICKEL PLATED BRASS

### IMO-BOQ



REFERENCIA	T	Peso Weight(g)
IMO-BOQ-06	6	22,7
IMO-BOQ-08	8	23

## KIT SOPLADO PARA CABINA DE CAMIÓN AIR GUN KIT ASSEMBLED WITH FITTINGS

**Kit completo para soplado que incluye los siguientes elementos:** Espiral de poliuretano diám. 6x4 mm. (disponibles en longitudes de 5,7'5 y 10 m.) con terminación en racor de tuerca moleteada BSP-T 1/4", acoplamiento con muelles para conexión al enchufe rápido, "T" para tubo de 6 mm. con tramo de tubería de poliuretano 6x4 mm., conexión rápida con pasatabiques para tubería de 6x4 mm., y pistola de soplado IMOPS-10

**Air gun kit assembled with fittings includes the next items:** polyurethane coiled tubing 6x4 mm. (available in lengths 5, 7'5 and 10 m.) ends with compression conection BSPT 1/4", compression conection plug with spring, union tee 6 mm, with poliurethane tube 6x4 mm., bulkhead female quick coupling 6x4 mm., air blow gun code IMOPS-10.

### KIT



REFERENCIA	T	Peso Weight(g)
KIT-50	5	338,4
KIT-75	7,5	393,8
KIT-10	10	435,7



# ACCESORIOS PARA TUBO

## ACCESORIOS PARA TUBO Y TUBERÍA TUBE ACCESSORIES

### COR.TUB-PL



CORTATUBO DE PLÁSTICO  
- Plastic tube cutter

REFERENCIA	MEDIDAS SIZES	Peso Weight(g)
COR.TUB-PL	12 mm max	23

### COR.TUB



CORTATUBO METALÍCO  
- Metal hose cutter

REFERENCIA	MEDIDAS SIZE	CUCHILLA BLADE	Peso Weight(g)
COR.TUB-12	12mm max	acero	99
COR.TUB-25	25mm max	acero	289

### CUCHILLA



CUCHILLA DE REPUESTO PARA CORTATUBO  
- Spare blade

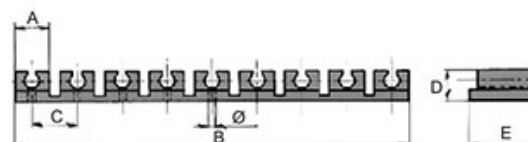
REFERENCIA	Peso Weight(g)
CUCHILLA 12	1
CUCHILLA 25	2

### FT











SOPORTE PARA TUBOS  
- Plastic pipe clip

REFERENCIA	Ø TUBO (MM)	A (MM)	B (MM)	C (MM)	D (MM)	Ø (MM)	E (MM)	N. POSICIONES POSITION NUMBER	Peso Weight(g)
FT-04	4	9	114	11,7	8,0	2,5	19	10	8
FT-06	6	9	114	11,7	10,0	2,5	19	10	8
FT-08	8	12	143	14,6	12,0	3,1	19	10	12
FT-10	10	15	172	17,4	13,8	4,1	19	10	16
FT-12	12	19	78	20,5	16,8	4,1	19	4	10
FT-14	14	21	87	22,5	18,8	4,1	19	4	11



# TUBERÍAS

# TUBERÍA DE POLIURETANO POLYURETHANE TUBE

	<b>PRESIÓN DE TRABAJO Y ESTALLIDO:</b> SEGÚN TABLA <b>Working pressure &amp; Burst:</b> See table	<b>DUREZA:</b> SHORE 98 A <b>Hardness:</b> Shore 98 A
	<b>TEMPERATURA DE TRABAJO:</b> DE 0°C A 60°C <b>Working Temperature:</b> From 0°C up to 60°C	<b>TOLERANCIAS:</b> DE Ø4 A Ø8: ±0,1MM, DE Ø10 A Ø16: ±0,15MM
	<b>Presión de Vacío:</b> -750mmHg <b>Negative Pressure:</b> -750mmHg	<b>Tolerance:</b> From Ø4 to Ø8: ±0,1mm, FRom Ø10 to Ø16: ±0,15mm
	<b>APLICACIONES:</b> AIRE COMPRIMIDO Y VACIO. NO USAR CON APLICACIONES CON AGUA. RECOMENDADO ESPECIALMENTE PARA APLICACIONES CON RACOR AUTOMATICO. <b>Applications:</b> Compressed and vacuum. Do not use with applications with water. Recommended especially for applications with one touch fittings	 <b>CARACTERÍSTICAS:</b> TUBO DE POLIURETANO CON BASE DE POLIESTER. GRAN FLEXIBILIDAD INCLUSO A BAJAS TEMPERATURAS, BUENA RESISTENCIA A LA ABRASIÓN, VIBRACIONES E INCLEMENCIAS METEOROLOGICAS. BAJO RADIO DE CURVATURA. DURADERO, MUY LIGERO <b>Features:</b> Polyurethane tube with Polyester base. Great flexibility even at low temperatures, good torelancia to wear. Low radius of curvature. Duradero, very light abrasion resistant
	<b>CERTIFICACIONES</b> Certifications	<b>LIBRE DE SILICONA</b> Silicon free
	<b>PRODUCTOS CONFORME A LA DIRECTIVA 2002/95/EC</b> Products in compliance with the directive 2002/95/EC	
	<b>PRODUCTOS CONFORME A LA DIRECTIVA 2011/65/EC</b> Products in compliance with the directive 2011/65/EU	









## TPU

### ROLLOS DE TUBERÍA DE POLIURETANO - Polyurethane tube



REFERENCIA ROLLOS (100 m)	Ø TUBO EXTERIOR X INTERIOR (mm)	TOLERANCIAS (mm)	PRESIÓN DE TRABAJO A 23 °C (Bar)	PRESIÓN DE ESTALLIDO A 23 °C (Bar)	RADIO MÍNIMO DE CURVATURA (mm)
TPU0425	4x2,5	±0,1	10	30,0	12
TPU0640	6x4	±0,1	8,5	25,5	15
TPU0855	8x5,5	±0,1	8,5	25,5	20
TPU1070	10x7	±0,15	8	24	25
TPU1290	12 x 9	±0,15	7	21	35
TPU1410 *	14 x 10	±0,15	8	24	45
TPU1612 *	16 x 12	±0,15	8,5	25,5	60

\* LA REFERENCIAS TPU1410 Y TPU1612 VIENEN EN ROLLOS DE 50 METROS - Codes TPU1410 and TPU1612 available only in rolls of 50 meters









MEDIDAS ODxID	 AZUL - Blue	 NEGRO - Black	 ROJO - Red	 AMARILLO - Yellow	 VERDE - Green	 TRANSPARENTE - Transparent	 AZUL TRASLÚCIDO - Transparent blue	 PLATA - Silver
4x2,5	TPU0425-AZ	TPU0425-NE	TPU0425-RO	TPU0425-AM	TPU0425-VE	TPU0425-TR	TPU0425-AT	TPU0425-PL
6x4	TPU0640-AZ	TPU0640-NE	TPU0640-RO	TPU0640-AM	TPU0640-VE	TPU0640-TR	TPU0640-AT	TPU0640-PL
8x5,5	TPU0855-AZ	TPU0855-NE	TPU0855-RO	TPU0855-AM	TPU0855-VE	TPU0855-TR	TPU0855-AT	TPU0855-PL
10x7	TPU1070-AZ	TPU1070-NE	TPU1070-RO	TPU1070-AM	TPU1070-VE	TPU1070-TR	TPU1070-AT	
12x9	TPU1290-AZ	TPU1290-NE	TPU1290-RO	TPU1290-AM	TPU1290-VE	TPU1290-TR	TPU1290-AT	
14x10	TPU1410-AZ							
16x12	TPU1612-AZ							

# DPU

DISPENSADORES DE TUBERÍA DE POLIURETANO  
- Polyurethane in box



DISPENSADORES (25 m)	Ø TUBO EXTERIOR X INTERIOR (mm)	TOLERANCIAS (mm)	PRESIÓN DE TRABAJO A 23 °C (Bar)	PRESIÓN DE ESTALLIDO A 23 °C (Bar)	RADIO MÍNIMO DE CURVATURA (mm)
DPU0425	4x2,5	±0,1	10,0	30,5	12
DPU0640	6x4	±0,1	8,5	25,5	15
DPU0855	8x5,5	±0,1	8,5	25,5	20
DPU1070	10 x 7	±0,15	8,0	24	25
DPU1290	12 x 9	±0,15	7,0	21	35

MEDIDAS ODxID	 AZUL - Blue	 NEGRO - Black	 ROJO - Red	 AMARILLO - Yellow	 VERDE - Green	 TRANSPARENTE - Transparent	 AZUL TRASLÚCIDO - Transparent blue	 PLATA - Silver
4x2,5	DPU0425-AZ	DPU0425-NE	DPU0425-RO	DPU0425-AM	DPU0425-VE	DPU0425-TR	DPU0425-AT	DPU0425-PL
6x4	DPU0640-AZ	DPU0640-NE	DPU0640-RO	DPU0640-AM	DPU0640-VE	DPU0640-TR	DPU0640-AT	DPU0640-PL
8x5,5	DPU0855-AZ	DPU0855-NE	DPU0855-RO	DPU0855-AM	DPU0855-VE	DPU0855-TR	DPU0855-AT	DPU0855-PL
10x7	DPU1070-AZ	DPU1070-NE	DPU1070-RO	DPU1070-AM	DPU1070-VE	DPU1070-TR	DPU1070-AT	
12x9	DPU1290-AZ	DPU1290-NE	DPU1290-RO	DPU1290-AM	DPU1290-VE	DPU1290-TR	DPU1290-AT	

# ESPIRAL DE POLIURETANO COILED TUBE POLYURETHANE



**TEMPERATURA DE TRABAJO:** De -0°C A +60°C  
**Working Temperature:** From -0°C up to +60°C



**PRESIÓN MÁXIMA DE TRABAJO:** De 10 BAR A 23°C.  
**Maximum working pressure:** From .10 bar at 23°C



**CERTIFICACIONES**  
Certifications



**PRODUCTOS CONFORME A LA DIRECTIVA 2002/95/EC**  
Products in compliance with the directive 2002/95/EC



**PRODUCTOS CONFORME A LA DIRECTIVA 2011/65/EC**  
Products in compliance with the directive 2011/65/EU



**APLICACIONES:** HERRAMIENTAS NEUMÁTICA, PISTOLAS DE SOPLADO, ROBOTS INDUSTRIALES, ESTACIONES DE SERVICIO Y APLICACIONES NEUMÁTICAS EN GENERAL.

**Applications:** Pneumatic tools, air blow guns, industrial equipment, service stations and general pneumatic applications



**CARACTERÍSTICAS:** TUBERÍA DE POLIURETANO DE 98 SHORES. MUY FLEXIBLE, INCLUSO A BAJAS TEMPERATURAS. PESO Y TAMAÑO REDUCIDO. EXELENTE RESISTENCIA A LA TRACCIÓN Y VIBRACIONES. SE SUMINISTRA MONTADA CON RACORES FIJO Y GIRATORIO EN LOS EXTREMOS, EXCEPTO LA ESPIRAL DE DIÁMETRO 4 QUE NO LLEVA RACORES

**Features:** Polyurethane tube 98 Shores. Very flexible, even at low temperatures. Reduced weight and stress and vibrations. Assembled with joint rotating and fixed, except tube of diameter 4

## EPU

### ESPIRAL DE POLIURETANO - Coiled tube polyurethane



REFERENCIA	Ø TUBO EXT X INT (mm)	ROSCAS EN LOS EXTREMOS	LONGITUD DE TUBO (m)	LONGITUD ÚTIL APROX. (m)	COLOR
EPU0407-AZ	4 x 2,5	Sin racor	0,7	0,5	Azul
EPU0410-AZ	4 x 2,5	Sin racor	1.0	0,7	Azul
EPU0420-AZ	4 x 2,5	Sin racor	2.0	1,5	Azul
EPU0470-AZ	4 x 2,5	Sin racor	7.0	5,0	Azul
EPU063514-AZ	6 x 4	Rosca macho R 1/4"	3,5	2,0	Azul
EPU065014-AZ	6 x 4	Rosca macho R 1/4"	5.0	4,0	Azul
EPU067514-AZ	6 x 4	Rosca macho R 1/4"	7,5	6,0	Azul
EPU0610014-AZ	6 x 4	Rosca macho R 1/4"	10.0	8,0	Azul
EPU083514-AZ/AM	8 x 5	Rosca macho R 1/4"	3,5	2,0	Azul/Amarillo
EPU085014-AZ/AM	8 x 5	Rosca macho R 1/4"	5.0	4,0	Azul/Amarillo
EPU087514-AZ/AM	8 x 5	Rosca macho R 1/4"	7,5	6,0	Azul/Amarillo
EPU0810014-AZ/AM	8 x 5	Rosca macho R 1/4"	10.0	8,0	Azul/Amarillo
EPU103514-AZ/AM	10 x 6,5	Rosca macho R 1/4"	3,5	2,0	Azul/Amarillo
EPU105014-AZ/AM	10 x 6,5	Rosca macho R 1/4"	5.0	4,0	Azul/Amarillo
EPU107514-AZ/AM	10 x 6,5	Rosca macho R 1/4"	7,5	6,0	Azul/Amarillo
EPU1010014-AZ/AM	10 x 6,5	Rosca macho R 1/4"	10.0	8,0	Azul/Amarillo
EPU123538-AZ/AM	12 x 8	Rosca macho G 3/8"	3,5	2,0	Azul/Amarillo
EPU125038-AZ/AM	12 x 8	Rosca macho G 3/8"	5.0	4,0	Azul/Amarillo
EPU127538-AZ/AM	12 x 8	Rosca macho G 3/8"	7,5	6,0	Azul/Amarillo
EPU1210038-AZ/AM	12 x 8	Rosca macho G 3/8"	10.0	8,0	Azul/Amarillo

# TUBERÍA DE POLIAMIDA

## POLYAMIDE TUBE



**TEMPERATURA DE TRABAJO:** De -35°C a +100°C.  
ESFUERZOS TÉRMICOS PUNTALES HASTA 120°C

**Working Temperature:** From -35°C up to +100°C. Up to 120°C punctual thermal efforts



**PRESIÓN DE ESTALLIDO:** 3 VECES A LA PRESIÓN DE TRABAJO

**Pressure Burst:** 3 times the working pressure.



**CERTIFICACIONES**  
Certifications



**PRODUCTOS CONFORME A LA DIRECTIVA 2002/95/EC**  
Products in compliance with the directive 2002/95/EC



**PRODUCTOS CONFORME A LA DIRECTIVA 2011/65/EC**  
Products in compliance with the directive 2011/65/EU



**APLICACIONES:** NEUMÁTICA, HIDRÁULICA, GASES, ACEITES, HIDROCARBUROS, AGUA, ETC.

TUBERÍA EN COLOR NEGRO, ESPECIALMENTE INDICADA PARA APLICACIONES A LA INTEMPERIE,

**Applications:** Pneumatic, hydraulic, gases, oils, fuels, water, etc.

Black tube is suitable for outdoor applications.



**CARACTERÍSTICAS:** FABRICADO SEGÚN DIN 742324. BUENA RESISTENCIA A LAS VIBRACIONES Y FATIGA DEL MATERIAL. EXCELENTE PROPIEDADES FÍSICAS Y DE RESISTENCIA A PRODUCTOS QUÍMICOS. EXENTA DE SILICONAS. PA 12

**Features:** Manufactured according to DIN 742324. Good performance against vibrations and deterioration. Excellent physical performances and good resistance against chemicals. Silicone free. PA 12

**CONSULTAR DISPONIBILIDAD EN OTROS COLORES Y MEDIDAS**  
Ask for other colours and sizes

Ø EXTERIOR x INTERIOR.	PRESIÓN DE TRABAJO A 23°C (BAR)	RADIO MÍNIMO DE CURVATURA (mm)
4x2	45	20
4x2,7	26	26
5x3	34	25
6x3	44	30
6x4	27	35
8x6	19	65
9x6	27	45
10x8	15	100
12x10	12	125
14x11	12	160
15x12	11	190
16x13	11	210
18x14	11	230
20x16	11	250

TUBERÍA EN PULGADAS - Inches tubes

1/4x11/64 " - 6,4x4,4mm	25	30
3/8x19/64 " - 9,5x7,5mm	16	60
1/2x3/8 " - 12,7x9,5mm	19	75

**FACTOR DE CORRECCIÓN DE LA PRESIÓN EN FUNCIÓN DE LA TEMPERATURA**  
Pressure correction scale according to temperature




-20°C	0°C	23°C	30°C	40°C	50°C	60°C
1,0	1,0	1,0	0,8	0,6	0,5	0,45



### DP






#### DISPENSADORES DE POLIAMIDA - Polyamide in box

MEDIDAS MÉTRICA ODxID	METROS DISPENSADOR	 AZUL - Blue	 NEGRO - Black	 BLANCO - White
4x2	25		DP04-N	DP04-B
4x2,7	25	DP0427-A		DP0427-B
5x3	25			DP05-B
6x4	25	DP06-A	DP06-N	DP06-B
8x6	25	DP08-A	DP08-N	DP08-B
9x6	25		DP09-N	
10x8	25	DP10-A	DP10-N	DP10-B
12x10	25	DP12-A	DP12-N	DP12-B

### TP



#### ROLLOS DE POLIAMIDA MÉTRICO - Polyamide tube metric


MEDIDAS MÉTRICA ODxID	METROS ROLLO	 AZUL - Blue	 NEGRO - Black	 BLANCO - White
4x2	100		TP-2x4-NE	TP-2x4-B
4x2,7	100	TP-2,7x4-A		TP-2,7x4-B
5x3	100			TP-3x5-B
6x3	100		TP-3x6-NE	
6x4	100	TP-4x6-A	TP-4x6-NE	TP-4x6-B
8x6	100	TP-6x8-A	TP-6x8-NE	TP-6x8-B
9x6	100		TP-6x9-NE	
10x8	100	TP-8x10-A	TP-8x10-NE	TP-8x10-B
10x12	50	TP-10x12-A	TP-10x12-NE	TP-10x12-B
14x11	50		TP-11x14-NE	TP-11x14-B
15x12	50		TP-12x15-NE	TP-12x15-B
16x13	50		TP-13x16-NE	TP-13x16-B
18x14	50		TP-14x18-NE	
20x16	50		TP-16x20-NE	

CONSULTAR DISPONIBILIDAD EN OTROS COLORES Y MEDIDAS  
Ask for other colours and sizes

### TP



#### ROLLOS DE POLIAMIDA PULGADAS - Rolls of polyamide inches

MEDIDAS PULGADA ODxID	METROS ROLLO	 NEGRO - Black
1/4X11/64"	100	TP-1/4-NE
3/8X19/64	100	TP-3/8-NE
1/2X3/8"	50	TP-1/2-NE

50 METROS  
50 meters

# ESPIRAL DE POLIAMIDA POLYAMIDE COILED TUBE

**EP**

ESPIRAL DE POLIAMIDA CON RACORES  
- Polyamide coiled tube with fittings

REFERENCIA	Ø EXT. X INT. (mm)	PRESIÓN DE TRABAJO A 23°C (Bar)	ROSCAS EN LOS EXTREMOS	LONGITUD DE TUBO (m)	LONGITUD ÚTIL APROX. (m)
EP-4x6-3 1/4	6 x 4	27	Rosca macho R 1/4"	3	2
EP-4x6-5 1/4	6 x 4	27	Rosca macho R 1/4"	5	3,5
EP-4x6-7,5 1/4	6 x 4	27	Rosca macho R 1/4"	7,5	5
EP-4x6-10 1/4	6 x 4	27	Rosca macho R 1/4"	10	7
EP-4x6-15 1/4	6 x 4	27	Rosca macho R 1/4"	15	10
EP-4x6-30 1/4	6 x 4	27	Rosca macho R 1/4"	30	20
EP-4x6-30	6 x 4	27	Sin racores	30	20
EP-6x8-3 1/4	8 x 6	19	Rosca macho R 1/4"	3	2
EP-6x8-5 1/4	8 x 6	19	Rosca macho R 1/4"	5	3,5
EP-6x8-7,5 1/4	8 x 6	19	Rosca macho R 1/4"	7,5	5
EP-6x8-10 1/4	8 x 6	19	Rosca macho R 1/4"	10	7
EP-6x8-15 1/4	8 x 6	19	Rosca macho R 1/4"	15	10
EP-6x8-30 1/4	8 x 6	19	Rosca macho R 1/4"	30	20
EP-6x8-3 3/8	8 x 6	19	Rosca macho R 3/8"	3	2
EP-6x8-5 3/8	8 x 6	19	Rosca macho R 3/8"	5	3,5
EP-6x8-7,5 3/8	8 x 6	19	Rosca macho R 3/8"	7,5	5
EP-6x8-10 3/8	8 x 6	19	Rosca macho R 3/8"	10	7
EP-6x8-15 3/8	8 x 6	19	Rosca macho R 3/8"	15	10
EP-6x8-30 3/8	8 x 6	19	Rosca macho R 3/8"	30	20
EP-6x8-30	8 x 6	19	Sin racores	30	20
EP-8x10-3 1/4	10 x 8	15	Rosca macho R 1/4"	3	2
EP-8x10-5 1/4	10 x 8	15	Rosca macho R 1/4"	5	3,5
EP-8x10-7,5 1/4	10 x 8	15	Rosca macho R 1/4"	7,5	5
EP-8x10-10 1/4	10 x 8	15	Rosca macho R 1/4"	10	7
EP-8x10-15 1/4	10 x 8	15	Rosca macho R 1/4"	15	10
EP-8x10-30 1/4	10 x 8	15	Rosca macho R 1/4"	30	20
EP-8x10-3 3/8	10 x 8	15	Rosca macho R 3/8"	3	2
EP-8x10-5 3/8	10 x 8	15	Rosca macho R 3/8"	5	3,5
EP-8x10-7,5 3/8	10 x 8	15	Rosca macho R 3/8"	7,5	5
EP-8x10-10 3/8	10 x 8	15	Rosca macho R 3/8"	10	7
EP-8x10-15 3/8	10 x 8	15	Rosca macho R 3/8"	15	10
EP-8x10-30 3/8	10 x 8	15	Rosca macho R 3/8"	30	20
EP-8x10-30	10 x 8	15	Sin racores	30	20
EP-10x12-3 3/8	12 x 10	12	Rosca macho R 3/8"	3	2
EP-10x12-5 3/8	12 x 10	12	Rosca macho R 3/8"	5	3,5
EP-10x12-7,5 3/8	12 x 10	12	Rosca macho R 3/8"	7,5	5
EP-10x12-10 3/8	12 x 10	12	Rosca macho R 3/8"	10	7
EP-10x12-15 3/8	12 x 10	12	Rosca macho R 3/8"	15	10
EP-10x12-30 3/8	12 x 10	12	Rosca macho R 3/8"	30	20
EP-10x12-30	12 x 10	12	Sin racores	30	20
EP-12x15-5 1/2	15 x 12	15	Rosca macho R 1/2"	5	3,5
EP-12x15-7,5 1/2	15 x 12	15	Rosca macho R 1/2"	7,5	5
EP-12x15-10 1/2	15 x 12	15	Rosca macho R 1/2"	10	7
EP-12x15-15 1/2	15 x 12	15	Rosca macho R 1/2"	15	10
EP-12x15-30 1/2	15 x 12	15	Rosca macho R 1/2"	30	20
EP-12x15-30	15 x 12	15	Sin racores	30	20



# TUBERÍA DE CAUCHO RUBBER HOSE



**TEMPERATURA DE TRABAJO:** DE -50°C A 120°C  
**Working Temperature:** From -50°C up to 120°C



**PRESIÓN DE TRABAJO:** 20 BAR  
**Working Pressure:** 20 Bar

**PRESIÓN DE ROTURA:** 60 BAR  
**Pressure breakage:** 60 Bar



**CERTIFICACIONES**  
**Certifications**



**PRODUCTOS CONFORME A LA DIRECTIVA 2002/95/EC**  
**Products in compliance with the directive 2002/95/EC**



**APLICACIONES:** AIRE COMPRIMIDO, COMPRESORES, EQUIPOS DE SOLDADURA, USOS INDUSTRIAL. AGUA

**Applications:** For compressed air, compressors, welding industry, general appliances in industry and water



**CARACTERÍSTICAS:** TUBO INTERIOR IMPERMEABLE EN CAUCHO SINTÉTICO NEGRO. REFUERZO EN HILO DE POLIÉSTER HELICOIDAL. CAPA EXTERIOR BANDELADA EN CAUCHO SINTÉTICO DE COLOR AZUL. IGNÍFUGA, MUY FLEXIBLE, INCLUSO A BAJAS TEMPERATURAS.

CUMPLE LA NORMATIVA ISO 3821.

CUMPLE LA NORMA EN 559-ISO 3821. EXENTA DE SILICONAS.

**Features:** Inner hose made of impervious black synthetic rubber. reinforced with helical polyester thread. Outer layer lapped in synthetic rubber blue colour. Very flexible, even at low temperatures.

According to ISO 3821.

According to EN 559-ISO 3821. Silicone free

## TUBCA








ROLLOS DE CAUCHO 50 METROS  
- Rolls rubber 50 meters



REFERENCIA ROLLOS DE 100 M.	Ø EXTERIOR x INTERIOR (mm)	RADIO MÍNIMO DE CURVATURA (mm)
TUBCA-06	13x6	35
TUBCA-08	15x8	45
TUBCA-10	18x10	70
TUBCA-12	20x12	80
TUBCA-15	25x15	100
TUBCA-19	30x19	150
TUBCA-25	38x25	160

# TUBERÍA DE PVC PARA AIRE AZUL

## FLEXIBLE HOSE IN PVC BLUE

	<b>TEMPERATURA DE TRABAJO:</b> De -10°C A +60°C <b>Working Temperature:</b> From -10°C up to +60°C		<b>APLICACIONES:</b> AIRE COMPRIMIDO, COMPRESORES <b>Applications:</b> For compressed air, compressors
	<b>PRESIÓN DE TRABAJO:</b> 20 BAR <b>Working Pressure:</b> 20 Bar		<b>CARACTERÍSTICAS:</b> TUBO FLEXIBLE, INTERIOR Y EXTERIOR EN PVC CON REFUERZO TEXTIL DE POLIÉSTER <b>Features:</b> Flexible hose in PVC alloy with braided polyester thread reinforcement
	<b>PRESIÓN DE ROTURA:</b> 60 BAR <b>Pressure breakage:</b> 60 Bar		<b>COLOR:</b> AZUL <b>Colour:</b> Blue
	<b>CERTIFICACIONES</b> Certifications		
	<b>PRODUCTOS CONFORME A LA DIRECTIVA 2002/95/EC</b> Products in compliance with the directive 2002/95/EC		
	<b>PRODUCTOS CONFORME A LA DIRECTIVA 2011/65/EC</b> Products in compliance with the directive 2011/65/EU		

## TUBAIR

TUBERÍA FLEXIBLE PARA AIRE COLOR AZUL, ROLLOS DE 50 METROS  
- PVC hose tube, blue in rolls of 50 meters



REFERENCIA	Ø EXTERIOR x INTERIOR (mm)
TUBAIR06	11x6
TUBAIR08	13x8
TUBAIR10	15x10
TUBAIR12	17x12

## TUBERÍA DE PVC PARA AIRE NEGRA Flexible Hose PVC Black



**TEMPERATURA DE TRABAJO:** DE -20°C A +60°C  
**Working Temperature:** From -20°C up to +60°C



**PRESIÓN DE TRABAJO:** 20 BAR  
**Working Pressure:** 20 Bar

**PRESIÓN DE ROTURA:** 60 BAR  
**Pressure breakage:** 60 Bar



**CERTIFICACIONES**  
**Certifications**



**PRODUCTOS CONFORME A LA DIRECTIVA 2002/95/EC**  
Products in compliance with the directive 2002/95/EC



**PRODUCTOS CONFORME A LA DIRECTIVA 2011/65/EC**  
Products in compliance with the directive 2011/65/EU



**APLICACIONES:** AIRE COMPRIMIDO, COMPRESORES  
**Applications:** For compressed air, compressors



**CARACTERÍSTICAS:** TUBO FLEXIBLE, INTERIOR Y EXTERIOR EN PVC CON REFUERZO TEXTIL DE POLIÉSTER  
**Features:** Flexible hose in PVC alloy with braided polyester thread reinforcement

**COLOR:** NEGRO  
**Colour:** Black

### TUBAIR-NE

TUBERÍA FLEXIBLE PARA AIRE NEGRA, ROLLOS DE 50 METROS  
- PVC hose tube, black in rolls of 50 meters



REFERENCIA	Ø EXTERIOR x INTERIOR (mm)
TUBAIR08-NE	13x8
TUBAIR10-NE	15x10

# TUBERÍA CAUCHO REFORZADO

## RUBBER REINFORCED HOSE



**TEMPERATURA DE TRABAJO:** DE -25°C A 80°C

**Working Temperature:** From -25°C up to 80°C



**PRESIÓN DE TRABAJO:** 20 BAR

**Working Pressure:** 20 Bar

**COLOR:** NEGRO

**Color:** Black



**CERTIFICACIONES**  
Certifications



**PRODUCTOS CONFORME A LA DIRECTIVA 2002/95/EC**  
Products in compliance with the directive 2002/95/EC



**PRODUCTOS CONFORME A LA DIRECTIVA 2011/65/EC**  
Products in compliance with the directive 2011/65/EU



**APLICACIONES:** AIRE COMPRIMIDO Y HERRAMIENTAS NEUMÁTICAS. ESPECIALMENTE EN MINAS, CANTERAS, CONSTRUCCIÓN Y COMPRESORES DE OBRA PUBLICA

**Applications:** Compressed air and pneumatic tools. Especially in mining, quarrying, construction and public work compressors



**CARACTERÍSTICAS:** SEGÚN NORMATIVA ISO 1307. TUBERÍA DE CAUCHO NATURAL Y SINTÉTICO RESISTENTE AL VAPOR DE ACEITE. HILOS SINTÉTICOS DE ALTA RESISTENCIA

EXTERIOR: CAUCHO NATURAL, SINTÉTICO Y LISO. RESISTENCIA A LA ABRASIÓN, OZONO Y AGENTES ATMOSFÉRICOS.

**Features:** According to ISO 1307. Pipe oil vapor resistant natural and synthetic rubber. Reinforcement high strength synthetic fiber.

Natural, synthetic, smooth rubber. Resistant to abrasion, ozone and weathering

## PRESAIR



TUBERÍA TERMOCAUCHO REFORZADA  
- Rubber reinforced Hose

REFERENCIA	ØD INT (mm)	ØD EXT (mm)	RADIO MÍNIMO DE CURVATURA (mm)	LONG (mm)	Peso Weight(g)
PRESAIR06	6	12	30	100	160
PRESAIR08	8	15	34	100	195
PRESAIR10	10	17	40	100	270
PRESAIR13	13	20	60	50	395
PRESAIR15	15	25	75	50	450
PRESAIR19	19	29	90	20/25/50	585
PRESAIR25	25	36	120	50	890

# TUBERÍA POLIURETANO/PVC REFUERZO TEXTIL FLEXIBLE HOSE PU/PVC



**TEMPERATURA DE TRABAJO:** De -25°C a +70°C  
**Working Temperature:** From -25°C up to +70°C



**PRESIÓN DE TRABAJO:** 20 BAR  
**Working Pressure:** 20 Bar

**PRESIÓN DE ESTALLIDO:** VER TABLA  
**Breakage pressure:** See table

**COLOR:** INTERIOR Y EXTERIOR EN AZUL CLARO  
**Colour:** Inside and outside light blue



**APLICACIONES:** AIRE COMPRIMIDO, ÚTILES NEUMÁTICOS, PINTURA A PISTOLA, MÁQUINAS PARA LIMPIAR A CHORRO DE ARENA Y APLICACIONES DONDE SE REQUIERE RESISTENCIA A LA ABRASIÓN EN GENERAL.

**Applications:** For compressed air, pneumatic implement, spray painting, sandblasting and applications where resistance at abrasión is requested.



**CARACTERÍSTICAS:** TUBO FLEXIBLE EN POLIURETANO Y PVC CON HILO TEXTIL DE POLIÉSTER. MUY LIGERO Y FLEXIBLE INCLUSO A ALTAS TEMPERATURAS ELEVADAS, RESISTENCIA A LA ABRASIÓN Y A LA FLEXIÓN. RESISTENTE A AGENTES ATMOSFÉRICOS.

**Features:** Flexible hose polyurethane and PVC with braided polyester threads reinforcement, being extremely at low temperatures too high resistance to abrasion and flexions. Resistant to atmospherical agents and to most chemicals

## TUBFLEX

TUBO POLIURETANO/PVC REFUERZO TEXTIL  
- Flexible hose PU/PVC with polyester reinforcement

REFERENCIA	Ø EXTERIOR x INTERIOR (mm)	PRESIÓN DE ESTALLIDO (BAR)	PRESENTACIÓN
TUBFLEX06/25	10x6	70	Rollo de 25 m.
TUBFLEX06/100	10x6	70	Rollo de 100 m.
TUBFLEX08/25	12x8	70	Rollo de 25 m.
TUBFLEX08/100	12x8	70	Rollo de 100 m.
TUBFLEX10/25	14,5x10	70	Rollo de 25 m.
TUBFLEX10/100	14,5x10	70	Rollo de 100 m.





# TUBERÍA POLIURETANO ANTIABRASIVO

## ANTIABRASIVE POLYURETHANE HOSE



**TEMPERATURA DE TRABAJO:** De -35°C A +80°C  
**Working Temperature:** From -35°C up to +80°C



**PRESIÓN DE TRABAJO:** 20 BAR  
**Working Pressure:** 20 Bar

**COLOR:** AZUL  
**Colour:** Blue



**APLICACIONES:** AIRE COMPRIMIDO.  
**Applications:** Compressed air.



**CARACTERÍSTICAS:** TUBERÍA POLIURETANO ANTIABRASIVO, REFORZADA CON FIBRA DE POLIÉSTER. DUREZA DE 57 SHORE.  
**Features:** Antiabrasive polyurethane hose with polyester fiber reinforcement.

## TUBEX

TUBO POLIURETANO ANTIABRASIVO CON REFUERZO DE POLIÉSTER  
 - Antiabrasive polyurethane hose with polyester fibre reinforcement

REFERENCIA	Ø EXTERIOR x INTERIOR (mm)	PRESIÓN DE ESTALLIDO (BAR)	PRESENTACIÓN
TUBEX-08	12x8	60	Rollo de 50 m.
TUBEX-10	15x10	60	Rollo de 50 m.



## TUBERÍA BITUBO DE POLIURETANO POLYURETHANE TWIN HOSE



**TEMPERATURA DE TRABAJO:** DE -20°C A +70°C  
**Working Temperature:** From -20°C up to +70°C

**COLOR:** NEGRO / AZUL  
**Color:** Black / Blue



**CERTIFICACIONES**  
**Certifications**



PRODUCTOS CONFORME A LA DIRECTIVA 2002/95/EC  
Products in compliance with the directive 2002/95/EC



PRODUCTOS CONFORME A LA DIRECTIVA 2011/65/EC  
Products in compliance with the directive 2011/65/EU



**MATERIALES DE CONSTRUCCIÓN**  
**Materials Used**

**FABRICADO:** ELASTOLLAN® C 98A  
**Manufactured:** ELASTOLLAN® C 98a

**CARACTERÍSTICAS:** TUBERÍA DE POLIURETANO EN BASE DE POLIESTER DE 98 SHORES. MUY FLEXIBLE, INCLUSO EN TEMPERATURAS BAJA. EXCELENTES PROPIEDADES MECÁNICAS. BUENA RESISTENCIA A LA ABRASIÓN, VIBRACIONES, FATIGA DEL MATERIAL E INCLEMENCIAS METEOROLÓGICAS. VALIDO PARA APLICACIONES DE VACIO



**Features:** Polyurethane tube on polyester basis 98 shores. Very flexible, even at low temperatures. Good performance against abrasion, vibrations, deterioration and weather conditions. Optimum mechanical properties Suitable for vacuum applications

### DPUH-PUH

TUBERÍA BITUBO POLIURETANO  
- Polyurethane twin hose



REFERENCIA	Ø EXT x INT (mm)	PRESIÓN DE TRABAJO 20°C	PRESIÓN DE ESTALLIDO 20°C	PRESENTACIÓN
DPUH0425-AN	4x2,5	11	33	Dispensador de 25 m.
PUH0425-AN	4x2,5	11	33	Rollo de 50 m.
DPUH0640-AN	6x4,0	11	33	Dispensador de 25 m.
PUH0640-AN	6x4,0	11	33	Rollo de 50 m.
DPUH0860-AN	8x5,7	9	27	Dispensador de 25 m.
PUH0860-AN	8x5,7	9	27	Rollo de 50 m.

# TUBERÍA POLIURETANO ANTICHISPAS DIN 5510-2

## ANTISPARKLING POLYURETHANE TUBE DIN 5510-2

**DATOS TÉCNICOS:** EL TUBO DE POLIURETANO PUKS ESTA PRODUCIDO CON POLÍMEROS A BASE DE POLIÉSTER Y ESTÁ INDICADO PARA TODAS LAS APLICACIONES EN DONDE SEA NECESARIO UTILIZAR MATERIALES RESISTENTES AL FUEGO COMO, POR EJEMPLO, EN AERONAVES, MATERIAL FERROVIARIO, ROBOTS DE SOLDADURA, APLICACIONES EN EDIFICIOS, ETC. ESPECIALMENTE INDICADO PARA APLICACIONES CON RACOR INSTANTÁNEO QUE GARANTIZA UNA FÁCIL Y RÁPIDA INSTALACIÓN.

**Technical specifications:** PUKS is a special tube made of polyurethane (PUR) for all applications in the areas where flame retarded material is mandatory, as aircraft, building services engineering or railed vehicles. Is usable with push-in fittings. This ensures an easy and quick installation. Suitable for air, water and other liquid or gaseous medium.



**APLICACIONES:** UTILIZAR CON AIRE COMPRIMIDO, AGUA O GASES.

**Applications:** Use with compressed air, water or gas.

**CARACTERÍSTICAS:** RETARDANTE DE LA LLAMA SIN HALÓGENOS, AUTOEXTINGUIBLE EN CASO DE INCENDIO. CLASIFICACIÓN DE RESISTENCIA AL FUEGO REALIZADA POR UNDERWRITERS LABORATORIES INC.®: LISTADO UL 94 DE V2 A V0. REDUCCIÓN DE COSTES DEBIDO A SU LARGA DURACIÓN. VÁLIDO PARA APLICACIONES CON RACORES INSTANTÁNEOS METÁLICOS O PLÁSTICOS COMPATIBLES. RESISTENTE A MICROBIOS Y A LA HIDRÓLISIS. ALTA RESISTENCIA QUÍMICA (RESISTENTE A LA MAYOR PARTE DE DETERGENTES, DISOLVENTES Y FLUIDOS). PEQUEÑO RADIO DE CURVATURA. EXCENTENTE RESISTENCIA A LOS RAYOS UV. MÁXIMA RESISTENCIA A LA ABRASIÓN Y ARRASTRE. INDICADO PARA APLICACIONES DE VACÍO. FÁCILMENTE RECICLABLE AL FINAL DE LA VIDA ÚTIL. UTILIZADO EN LA INDUSTRIA AERONÁUTICA INTERNACIONAL. UTILIZADO EN LA INDUSTRIA FERROVIARIA ALEMANA, RESPONDE A LOS ESTÁNDARES RELATIVOS A LA PROTECCIÓN DEL FUEGO SEGÚN NORMA ALEMANA DIN 5510-2 Y NORMA FRANCESA NF16-101.

**Features:** Flame retarded without halogen, self-extinguishing in case of fire classification by Underwriters Laboratories Inc.®: listed UL 94 From V2 to V0. Lower costs due to long durability. Suitable for all common instant plug-in connectors made out of metal or suitable plastics. Resistant against microbes and hydrolyses. High chemical resistance (most detergents, solvents and other contact media). Small bend radius. Excellent UV resistance. Top resistance to abrasion and scrubbing (suitable for drag chains). Suitable for vacuum applications. Recyclable (basic material could be reused), disposal permission as industrial waste similar to domestic waste. Released to the international aircraft construction. Released to German railway, corresponding standards regarding railway fire protection DIN 5510-2 (German Standard) and NF16-101 (French Standard).

**PRESIÓN DE TRABAJO:** 8 BAR (DEPENDIENDO DE LA TEMPERATURA)

**Working Pressure:** 8 bar (Depending on temperature)

**PRESIÓN DE VACÍO:** -0,95 BAR, (DEPENDIENDO DE LA TEMPERATURA)

**Working Pressure:** -0,95 Bar (Depending on temperature)

**CERTIFICACIONES**  
Certifications



**PRODUCTOS CONFORME A LA DIRECTIVA 2002/95/EC**  
Products in compliance with the directive 2002/95/EC



**PRODUCTOS CONFORME A LA DIRECTIVA 2011/65/EC**  
Products in compliance with the directive 2011/65/EU

## PUKS



REFERENCIA	Ø EXTERIOR x INTERIOR (mm)	TOLERANCIA (mm)	PRESIÓN DE TRABAJO (Bar)	PRESIÓN DE ESTALLIDO (Bar)	RADIO DE CURVATURA
PUKS 0604AZ	6x4,0	± 0,10	12	37	14
PUKS 0857AZ	8x5,7	± 0,10	11	32	28
PUKS 1075AZ	10x7,5	± 0,1/± 0,15	9	28	38
PUKS 1209AZ	12x9	± 0,1/± 0,15	10	30	45
PUKS 1410AZ	14x10	± 0,15	13	38	45
PUKS 1611AZ	16x11	± 0,15	9	27	55

\* Se distribuye en rollos de 50 metros

# TUBERÍA ANTIESTÁTICA ANTISTATIC TUBE



**TEMPERATURA DE TRABAJO:** HASTA 80°C. CONSULTAR DEPARTAMENTO TÉCNICO.

**Working Temperature:** From -25°C up to +60°C



**PRESIÓN DE TRABAJO:** De 9 a 15 BAR. SEGÚN Ø

**Working Pressure:** From 9 bar to 15 bar. According to Ø

**COLOR:** NEGRO CON GRABACIÓN EN COLOR BLANCO

**Colour:** Tubing colour black, marking colour with.



**APLICACIONES:** NEUMÁTICA EN GENERAL Y APLICACIONES PARA VACÍO. PUEDE SER USADA EN EL SECTOR DE PRODUCCIÓN DE COMPONENTES ELECTRÓNICOS, EN ÁREAS CON RIESGO DE EXPLOSIÓN, INDUSTRIA MINERA, PARA RECUBRIMIENTO Y SEPARACIÓN DE COMPONENTES, ETC.

**Applications:** Can be employed as pneumatic tubing.

Suitable for vacuum applications. Used for manufacturing electronics components, in the coating industry, in explosion proof areas, in mining or for covering and sorting components

**CARACTERÍSTICAS:** CUMPLE CON LOS REQUISITOS DE LA DIRECTIVA EUROPEA ATEX 94/9/EC.

TUBERÍA ESPECIAL DE POLIURETANO PARA APLICACIONES DONDE ES IMPORTANTE PREVENIR LAS CARGAS ESTÁTICAS. DIÁMETRO EXTERIOR CALIBRADO. ADAPTADA PARA APLICACIONES CON RACORES AUTOMÁTICOS METÁLICOS. ALTA PROTECCIÓN ANTIESTÁTICA CON UNA RESISTIVIDAD MENOR O IGUAL A 10 OHMIOS. RESISTENTE A LA ACCIÓN DE LOS MICROBIOS Y LA HIDRÓLISIS. MÍNIMO RADIO DE CURVATURA. DENSIDAD 1,18GR/CM<sup>3</sup>. DUREZA 52 SHORE. MUY BUENA RESISTENCIA A LOS RAYOS UVA. GRAN RENTABILIDAD DEBIDO A SU LARGA VIDA.



**Features:** Meets the requirements of the European Directive ATEX 94/9 / EC.

Special Polyurethane Pipe For Applications Where It Is Important to Prevent Static Loads. Calibrated Outside Diameter. Adapted for Applications with Metal Automatic Fittings. High Antistatic Protection with a Resistivity smaller or equal to 10 ohms. Resistant to the action of microbes and hydrolysis. Minimum Curvature Radio. Density 1,18gr / cm<sup>3</sup>. Hardness 52 Shore. Very good resistance to UVA rays. Great Profitability Due to its Long Life.



**CERTIFICACIONES**  
Certifications




PRODUCTOS CONFORME A LA DIRECTIVA 2002/95/EC  
Products in compliance with the directive 2002/95/EC



PRODUCTOS CONFORME A LA DIRECTIVA 2011/65/EC  
Products in compliance with the directive 2011/65/EU

## DPUA-PUA

TUBO POLIURETANO ANTIESTÁTICO  
- Polyurethane antistatic hose



REFERENCIA ESPESOR E (mm)	Ø ID X ED (mm)	PRESIÓN DE TRABAJO A 20 °C (Bar)	PRESIÓN DE ESTALLIDO A 20 °C (Bar)	RADIO MÍNIMO CURVATURA R (mm)	ROLLOS Metros
DPUA0425-NE	4x2,5	15	44	14	Dispensador de 25 m.
PUA0425-NE	4x2,5	15	44	14	Rollo de 50 m.
DPUA0639-NE	6x3,9	14	40	13	Dispensador de 25 m.
PUA0639-NE	6x3,9	14	40	13	Rollo de 50 m.
DPUA0857-NE	8x5,7	10	30	10	Dispensador de 25 m.
PUA0857-NE	8x5,7	10	30	10	Rollo de 50 m.
DPUA1075-NE	10x7,5	9	27	9	Dispensador de 25 m.
PUA1075-NE	10x7,5	9	27	9	Rollo de 50 m.
DPUA1209-NE	12x9	8	24	8	Dispensador de 25 m.
PUA1209-NE	12x9	8	24	8	Rollo de 50 m.

# TUBERÍA PTFE

## PTFE TUBE



**TEMPERATURA DE TRABAJO:** De -70°C a 260°C SIN PERDIDAS DE PROPIEDADES FISICAS

**Working Temperature:** From -70°C up to +260°C Without loss of physical properties



**PRESIÓN DE TRABAJO:** VER TABLA

**Working Pressure:** See table

**COLOR:** TRANSLÚCIDO OPACO

**Colour:** Natural



**CERTIFICACIONES**  
Certifications



PRODUCTOS CONFORME A LA DIRECTIVA 2002/95/EC  
Products in compliance with the directive 2002/95/EC



PRODUCTOS CONFORME A LA DIRECTIVA 2011/65/EC  
Products in compliance with the directive 2011/65/EU



**CARACTERÍSTICAS:** RESISTENCIA CASI TOTAL A LOS PRODUCTOS QUÍMICOS.

PODER ANTIADHERENTE. MUY DEBIL COEFICIENTE DE ROZAMIENTO. ININFLAMABILIDAD. EXCELENTE PROPIEDADES DIELECTRICAS.

BUENAS PROPIEDADES MECANICAS. BUEN COMPORTAMIENTO A LA FATIGA Y A LOS IMPACTOS. RESISTENCIA TOTAL AL ENVEJECIMIENTO.

NO TÓXICO APTO PARA USO ALIMENTARIO, CERTIFICADO FDA. ALTO GRADO DE AISLAMIENTO TÉRMICO Y ELÉCTRICO. EXENTA DE SILICONAS

**Features:** Resistance against almost chemical products. Anti-adherent. Low friction coefficient. Uninflammable. Resistant against humidity. Ultraviolet ray and deteriorations.

Good performance against shock and stress. Non toxic, suitable for food application, FDA certificated.

High electrical and thermic isolate grade. Silicone free.

## IMOPTFE

TUBERÍA DE PTFE CALIBRADA  
- PTFE calibrated tube



Ø EXT x INT (mm)	REFERENCIA	PRESIÓN DE TRABAJO A 23 °C (Bar)	PRESIÓN DE ESTALLIDO A 23 °C (Bar)	RADIO MÍNIMO DE CURVATURA (mm)
4x2	IMOPTFE04	35	110	16
5x3	IMOPTFE05	28	85	25
6x4	IMOPTFE06	23	70	36
8x6	IMOPTFE08	16	50	64
9x6	IMOPTFE09	23	70	54
10x8	IMOPTFE10	13	40	100
12x10	IMOPTFE12	10	30	144

\* Se distribuye en rollos de 25 metros

# TUBERÍA POLIETILENO POLYETHYLENE TUBE



**TEMPERATURA DE TRABAJO:** DE -29°C A +66°C  
**Working Temperature:** From -29°C up to +66°C



**PRESIÓN DE TRABAJO:** VER TABLA  
**Working Pressure:** See table

**COLOR:** NATURAL, NEGRO, BLANCO, ROJO, AZUL.  
**Colour:** Natural, black, white, red, blue



**CERTIFICACIONES**  
**Certifications**



PRODUCTOS CONFORME A LA DIRECTIVA 2002/95/EC  
Products in compliance with the directive 2002/95/EC



PRODUCTOS CONFORME A LA DIRECTIVA 2011/65/EC  
Products in compliance with the directive 2011/65/EU



**APLICACIONES:** ADECUADO PARA LA PURIFICACIÓN DEL AGUA, ACONDICIONADORES DE AGUA, MÁQUINAS DE HIELO, SISTEMAS DE NEBULIZACIÓN Y APLICACIONES EN CONTACTO CON ALIMENTOS.

**Applications:** Suitable for water purification, water conditioners, ice makers, misting systems and food contact applications



**CARACTERÍSTICAS:** AMPLIA COMPATIBILIDAD QUÍMICA.

TUBO FABRICADO CON MATERIALES QUE CUMPLEN PARA FDA Y NO SON CONTAMINANTES.

**Features:** Broad chemical compatibility.

Tubing is made from FDA compliant and not contaminating materials

## PE

TUBO MÉTRICO  
- Métric hose



REFERENCIA	Ø EXTERIOR X INTERIOR (mm)	PRESIÓN DE TRABAJO A 23°C (BAR)	PRESIÓN DE ESTALLIDO A 23°C (BAR)	TOLERANCIA (mm)	ROLLOS METROS
PE0425	4x2,5	16	30	+/- 0,1	200
PE0640	6x4	16	30	+/- 0,1	100
PE0860	8x6	12	20	+/- 0,1	100
PE1070	10x7	12	20	+/- 0,1	100
PE1290	12x9	12	20	+/- 0,1	100

MEDIDAS  
ODxID

 AZUL - Blue

 NEGRO - Black

 ROJO - Red

 BLANCO - White

 NATURAL






4x2,5	PE0425-AZ	PE0425-NE	PE0425-RO	PE0425-BL	PE0425-NU
6x4	PE0640-AZ	PE0640-NE	PE0640-RO	PE0640-BL	PE0640-NU
8x6	PE0855-AZ	PE0855-NE	PE0855-RO	PE0855-BL	PE0855-NU
10x7	PE1070-AZ	PE1070-NE	PE1070-RO	PE1070-BL	PE1070-NU
12x9	PE1290-AZ	PE1290-NE	PE1290-RO	PE1290-BL	PE1290-NU

**PE**



TUBO PULGADAS  
- Inches hose

REFERENCIA	Ø EXTERIOR X INTERIOR	PRESIÓN DE TRABAJO A 23°C (BAR)	PRESIÓN DE ESTALLIDO A 23°C (BAR)	TOLERANCIA (mm)	ROLLOS METROS
PE5/32	5/32x2,39mm	16	30	+/- 0,1	200
PE3/16	3/16x3,18mm	16	30	+/- 0,1	200
PE1/4	1/4x4,32mm	16	30	+/- 0,1	100
PE5/16	5/16x5,49mm	12	20	+/- 0,1	100
PE3/8	3/8x6,35mm	12	20	+/- 0,1	100
PE1/2	1/2x9,53mm	12	20	+/- 0,1	100

MEDIDAS ODxID	 AZUL - Blue	 NEGRO - Black	 ROJO - Red	 BLANCO - White	 NATURAL
5/32x2,39mm	PE5/32-AZ	PE5/32-NE	PE5/32-RO	PE5/32-BL	PE5/32-NU
3/16x3,18mm	PE3/16-AZ	PE3/16-NE	PE3/16-RO	PE3/16-BL	PE3/16-NU
1/4x4,32mm	PE1/4-AZ	PE1/4-NE	PE1/4-RO	PE1/4-BL	PE1/4-NU
5/16x5,49mm	PE5/16-AZ	PE5/16-NE	PE5/16-RO	PE5/16-BL	PE5/16-NU
3/8x6,35mm	PE3/8-AZ	PE3/8-NE	PE3/8-RO	PE3/8-BL	PE3/8-NU
1/2x9,53mm	PE1/2-AZ	PE1/2-NE	PE1/2-RO	PE1/2-BL	PE1/2-NU



## TUBERÍA SILICONA USO ALIMENTARIO SILICON TUBE SUITABLE FOR FOOD



**TEMPERATURA DE TRABAJO:** DE -60°C A +200°C  
**Working Temperature:** From -60°C up to +200°C

**TOLERANCIA:** ISO 3302-1:1996  
**Tolerance:** ISO 3302-1:1996

**DUREZA:** SHORE 60.  
**Hardness:** Shores 60



**APLICACIONES:** TUBO CON CERTIFICADO ALIMENTARIO PARA DISPENSADORES DE BEBIDA Y MAQUINAS DE CAFE. VAPOR DE AGUA A BAJA PRESIÓN.

**Applications:** Food quality tube for drink dispensers and coffe machines. Passage of steam at low pressure

**CARACTERÍSTICAS:** PRODUCIDO CON LAS MEJOR TECNOLOGIA QUE SE PUEDE ENCONTRAR EN EL MERCADO UTILIZANDO COMPUESTOS DE SILICONA CON UNA MUY BUENA RESISTENCIA A LAS BAJAS Y ALTAS TEMPERATURAS Y CON UNA AMPLIA GAMA DE APLICACIONES EN LA INDUSTRIA.

EL TUBO CUMPLE CON LA NORMATIVA FDA Y D.M. 174 SIENDO ACTOS PARA ESTAR EN CONTACTO CON AGUA Y FLUIDOS ALIMENTARIOS.

**Features:** Produced with the best technology you can find on the market using silicone compounds with very good resistance to high and low temperature, has a wide appliance in the industrial field.

Tube according to FDA certification and D.M. 174. Resulted conforming to come in contact with water and foodstuffs



### CERTIFICACIONES Certifications



PRODUCTOS CONFORME A LA DIRECTIVA 2002/95/EC  
Products in compliance with the directive 2002/95/EC



PRODUCTOS CONFORME A LA DIRECTIVA 2011/65/EC  
Products in compliance with the directive 2011/65/EU



## TSILICON

TUBO SILICONA DE USO ALIMENTARIO  
- Silicon tube suitable for food







REFERENCIA	Ø EXTERIOR x INTERIOR (mm)	PESO APROX. (kg/m)
TSILICON0305	3x5	16,0
TSILICON0306	3x6	27,0
TSILICON3506	3,5x6	23,0
TSILICON0406	4x6	20,0
TSILICON0407	4x7	33,0
TSILICON0508	5x8	39,0
TSILICON0609	6x9	45,0
TSILICON0610	6x10	36,0
TSILICON0811	8x11	56,0
TSILICON0812	8x12	80,0
TSILICON0912	9x12	80,0
TSILICON1013	10x13	68,0
TSILICON1014	10x14	95,0
TSILICON1215	12x15	80,0

\* Se distribuye en rollos de 100 metros

# TUBERÍA PARA USO ALIMENTARIO Y AGUA CALIENTE

## FLEXIBLE TUBE FOR FOOD CONTACT & HOT WATER

 <p><b>TEMPERATURA DE TRABAJO:</b> De 0°C A +130°C <b>Working Temperature:</b> From 0°C up to +130°C</p>	<p><b>APLICACIONES:</b> TUBO FLEXIBLE DE CAUCHO PARA TRASVASE DE FLUIDOS ALIMENTARIOS (AGUA, VINO, CERVEZA, ETC) LIMPIEZA CON AGUA CALIENTE EN LA INDUSTRIA ALIMENTARIA, LAVADO DE PAVIMENTOS Y OTRAS SUPERFICIES EN INDUSTRIAS DEL SECTOR ALIMENTARIO.</p> <p><b>Applications:</b> Flexible hose for use in contact with aqueous foodstuffs (Water, wine, beer, etc) hot water in cleaning applications in food processing plants</p>
 <p><b>PRESIÓN DE TRABAJO:</b> 20 BAR <b>Working Pressure:</b> 20 Bar</p>	
<p><b>PRESIÓN DE ESTALLIDO:</b> 60 BAR <b>Breakage pressure:</b> 60bar</p>	<p><b>CARACTERÍSTICAS:</b> TUBO INTERIOR DE EPDM BLANCO, LISO, ESTABLE TÉRMICAMENTE Y RESISTENTE A LOS DETERGENTES. REFUERZO TEXTIL. CUBIERTA EXTERIOR EN EPDM AZUL, RESISTENTE A LOS AGENTES ATMOSFERICOS, TOXICOS. CALIDAD ALIMENTARIA FDA.</p> <p><b>Features:</b> Inner hose made of epdm white, reinforced with helical polyester thread, outer layer lapped in EPDM, food stuff quality, taste and odour free. FDA certification</p>
<p><b>COLOR:</b> EXTERIOR AZUL, INTERIOR BLANCO <b>Colour:</b> Outside blue, inside white</p> <p><b>CERTIFICACIONES</b> Certifications</p> 	
	

## TLIMP

TUBO DE CAUCHO USO ALIMENTARIO MÉTRICO  
- Rubber hose suitable for food use



REFERENCIA	Ø EXTERIOR x INTERIOR (mm)	RADIO MÍNIMO DE CURVATURA (mm)	PESO APROX. (kg/m)
TLIMP-10	18x10	70	0,198
TLIMP-12	20x12	90	0,264
TLIMP-16	25x15,7	100	0,315
TLIMP-19	30x19	120	0,4
TLIMP-25	38x25,4	160	0,59

\* Se distribuye en rollos de 50 metros aproximadamente.

# TUBERÍA PVC TRASPARENTE MALLADA

## TRANSPARENT FLEXIBLE PVC HOSE



**TEMPERATURA DE TRABAJO:** De -5°C A +60°C

**Working Temperature:** From -5°C up to +60°C



**PRESIÓN DE TRABAJO:** VER TABLA

**Working Pressure:** See Table

**PRESIÓN DE ESTALLIDO:** VER TABLA

**Breakage pressure:** See table



**APLICACIONES:** AIRE COMPRIMIDO, AGUA Y LÍQUIDOS ALIMENTICIOS. CUMPLE NORMAS D.M. 21/3/1973 Y SUCESIVAS MODIFICACIONES. DIRECTIVA CE 90/128. ISO 13077 LIBRE DE FTALATOS.

**Applications:** For compressed air, water and alimentary liquids. Approved for foodstuffs as D.M. 21/3/1973 and sequent modifications. CEE directive 90/128. ISO 13077 libre de ftalatos



**CARACTERÍSTICAS:** TUBO FLEXIBLE FABRICADO EN PVC PLASTIFICADO CON REFUERZO EN HILO TEXTIL DE POLIÉSTER. RESISTENTE AL USO AGENTES ATMOSFÉRICOS Y A GRAN PARTE DE PRODUCTOS QUÍMICOS.

**Features:** Flexible hose in PVC with braided polyester threads reinforcement. Resistant to atmospherical agents and to most chemicals.

## TUBTRANS







TUBO TRANSPARENTE MALLADO EN PVC  
- Transparent flexible PVC hose



REFERENCIA	Ø TUBO EXTERIOR X INTERIOR (mm)	PRESIÓN DE TRABAJO (BAR)	PRESIÓN DE ESTALLIDO (BAR)
TUBTRANS4	10x4	25	75
TUBTRANS6	11x6	25	75
TUBTRANS8	13x8	25	75
TUBTRANS10	15x10	20	60
TUBTRANS12	17x12	16	48
TUBTRANS16	21x16	16	48
TUBTRANS19	25x19	14	42
TUBTRANS25	32x25	10	30
TUBTRANS30	37x30	8	24

\* Se distribuye en rollos de 50 metros

# TUBERÍA PARA LIMPIEZA 60 BARES AGUA CALIENTE HOT WATER CLEANING HOSE

 <p><b>TEMPERATURA DE TRABAJO:</b> De 0°C A +120°C <b>Working Temperature:</b> From 0°C up to +120°C</p>	 <p><b>APLICACIONES:</b> TUBO FLEXIBLE PARA LIMPIEZA CON AGUA CALIENTE EN LA INDUSTRIA ALIMENTARIA, LAVADO DE PAVIMENTOS Y OTRAS SUPERFICIES EN INDUSTRIAS DEL SECTOR ALIMENTARIO. <b>Applications:</b> Flexible hose for use with hot water in cleaning applications in food processing plants</p>
 <p><b>PRESIÓN DE TRABAJO:</b> 60 BAR <b>Working Pressure:</b> 60 Bar</p>	
<p><b>PRESIÓN DE ESTALLIDO:</b> 180 BAR <b>Breakage pressure:</b> 180bar</p>	
<p><b>COLOR:</b> EXTERIOR AZUL, INTERIOR BLANCO <b>Colour:</b> Outside blue, inside white</p>	 <p><b>CARACTERÍSTICAS:</b> TUBO INTERIOR DE EPDM BLANCO, LISO, ESTABLE TÉRMICAMENTE Y RESISTENTE A LOS DETERGENTES. REFUERZO TEXTIL. CUBIERTA EXTERIOR EN EPDM AZUL, RESISTENTE A LOS AGENTES ATMOSFERICOS, TOXICOS. CALIDAD ALIMENTARIA. <b>Features:</b> Inner hose made of epdm white, reinforced with helical polyester thread, outer layer lapped in EPDM, food stuff quality, taste and odour free</p>
 <p><b>CERTIFICACIONES</b> Certifications</p>	
	

## TLIMP-60







TUBERÍA PARA LIMPIEZA CON AGUA CALIENTE  
- Hot water cleaning hose



REFERENCIA	Ø EXTERIOR x INTERIOR (mm)	RADIO MÍNIMO DE CURVATURA (mm)	PESO APROX. (kg/m)
TLIMP-60-10	18x10	70	0,198
TLIMP-60-12	20x12	90	0,264
TLIMP-60-16	25x15,7	100	0,315
TLIMP-60-19	30x19	120	0,4
TLIMP-60-25	38x25,4	160	0,59

\* Se distribuye en rollos de 50 metros

## TUBERÍA FLEXIBLE PARA COMBUSTIBLE HOSES FOR FUELS

 <p><b>TEMPERATURA DE TRABAJO:</b> DE -30°C A +110°C <b>Working Temperature:</b> From -30°C up to +110°C</p>	<p><b>APLICACIONES:</b> USO INDUSTRIAL. TRASFERENCIA DE COMBUSTIBLE. INDUSTRIA DEL AUTOMÓVIL. ALIMENTACIÓN E INYECCIÓN DEL AUTOMÓVIL.</p> <p>ALIMENTACIÓN E INYECCIÓN DE COMBUSTIBLE EN MOTORES DE EXPLOSIÓN.</p> <p><b>Applications:</b> Fuel and gas supply. Transport of fuel in the car motorcycle and shipyard fields. Suitable for carburetor fuel feeding</p>
 <p><b>PRESIÓN DE TRABAJO:</b> 10 BAR <b>Working Pressure:</b> 10 Bar</p>	
<p><b>PRESIÓN DE ESTALLIDO:</b> 30 BAR <b>Breakage pressure:</b> 30 bar</p>	<p><b>CARACTERÍSTICAS:</b> TUBO FLEXIBLE PARA COMBUSTIBLE CON CAUCHO NITRILICO Y REFUERZO TEXTIL EXTERIOR SEGÚN NORMA DIN 73.379-1A. IGNIFUGO. CON CERTIFICADO DE HOMOLOGACIÓN.</p> <p><b>Features:</b> Fuel hose with nitrile rubber and external textile convering reinforcement according with specifications DIN 73.379-1A. Fireproof with homologation certificate.</p> 
<p><b>COLOR:</b> NEGRO <b>Colour:</b> Black</p>	
 <p><b>CERTIFICACIONES</b> <b>Certifications</b></p>	
 <p><b>PRODUCTOS CONFORME A LA DIRECTIVA 2002/95/EC</b> <b>Products in compliance with the directive 2002/95/EC</b></p>	

### TUBCOMB

TUBO FLEXIBLE PARA COMBUSTIBLE  
- Hose for fuels



REFERENCIA	Ø EXTERIOR x INTERIOR (mm)	RADIO DE CURVATURA MÍNIMO (mm)	PESO APROX. (kg/ml)
TUBCOMB-03	7x3	64	0,1
TUBCOMB-05	10x5	89	0,25
TUBCOMB-07	12x7	102	0,30
TUBCOMB-09	15x9	114	0,36

\* Se distribuye en rollos de 25 metros

# TUBERÍA AUTOAJUSTABLE

## SELF FASTENING TUBE



**TEMPERATURA DE TRABAJO:** Aire -20°C A +110°C. (PUNTAS A +125°C), AGUA: 0°C A +100°C (PUNTAS +110°C), ACEITE HIDRAULICO: -20°C A +70°C (PUNTAS +90°C), AGUA CON GLICOL -20°C A +70°C (PUNTAS +90°C)

**Working Temperature:** Air: from -20°C up to +110°C (Peak +125°C), Water: from -0°C up to +100°C (Peak +110°C), Hydraulic oils: from -20°C up to +70°C (Peak +90°C), Water Glycol: from -20°C up to +70°C (Peak 90°C)



**PRESIÓN DE TRABAJO:** UTILIZADA CON RACORES PUSH-ON LA PRESION DE TRABAJO MAXIMA ES DE 16 BAR.

**Working Pressure:** USED WITH PUSH-ON FITTINGS AT MAXIMUM WORKING PRESSURE OF 16 BAR.

**PRESIÓN DE ROTURA:** 4 VECES LA PRESIÓN DE TRABAJO, 64 BAR

**Pressure breakage:** 4 times working pressure, 64 bar

**PROPIEDADES ELECTRICAS:** TUBO NO CONDUCTIVO,  $R > 10^{12} \Omega/m$

**Electrical properties:** Non-conductive inner tube.  $R > 10^{12} \Omega/m$

**COLOR:** AZUL, ROJO, VERDE Y NEGRO

**Colour:** Red, green, blue & black



**APLICACIONES:** DISEÑADA PARA LÍNEAS DE BAJA PRESIÓN HIDRÁULICAS O NEUMÁTICAS PARA ROBÓTICA EN LA INDUSTRIA DE LA AUTOMOCIÓN. RECOMENDADO PARA ACEITES HIDRÁULICOS A BASE DE PETRÓLEO, SOLUCIONES ANTICONGELANTES, AGUA, AIRE COMPRIMIDO. NO ES ADECUADO PARA IMPULSION.

ESTÁ ADAPTADO PARA MAQUINAS DE LAVADO A BAJA PRESIÓN, SISTEMAS NEUMÁTICOS Y CIRCUITOS DE RETORNO. EL USO DE ESTE TUBO NO ESTÁ RECOMENDADO PARA ALTAS PRESIONES O APLICACIONES CRÍTICAS

**Applications:** Ideally designed for hydraulic pneumatic low pressure lines for robotic in automotive industries. It's recommended for hydraulic oils on petrol basis, antifreeze solutions, water and air.

It's suitable for washing machines and low pressure circuits, pneumatic systems and return circuits. The use of self fastening tube is not recommended in high pressure or critical applications

### CARACTERÍSTICAS:

TUBO INTERIOR: NBR/PVC RESISTENTE A LOS ACEITES, CON REFUERZO TEXTIL INTERMEDIO.

REVESTIMIENTO INTERIOR DE NBR/PVC RESISTENTE AL DESGASTE, ACEITES Y LAS CONDICIONES ATMOSFÉRICAS. MUY FLEXIBLE Y LIGERA, NO CONTIENE SILICONA.

### Features:

Inner tube: oil resistant NBR/PVC, reinforcement one textile braid

Cover: Abrasion, oil and weather resistant NBR/PVC. Very good abrasion resistance. flexibility, light weight and easy handling. Silicone Free



# AS

ROLLOS DE 20, 40 Y 100 METROS  
- Rolls of 20, 40 and 100 meters



REFERENCIA	COLOR	Ø EXTERIOR X INTERIOR (mm)	RADIO MÍNIMO CURVATURA R (mm)	PESO (kg/m)
AS 1/4-AZ	Azul	12,4x6,3	45	0,11
AS 1/4-RO	Rojo	12,4x6,3	45	0,11
AS 1/4-VE	Verde	12,4x6,3	45	0,11
AS 1/4-NE	Negro	12,4x6,3	45	0,11
AS 3/8-AZ	Azul	15,5x9,6	75	0,16
AS 3/8-RO	Rojo	15,5x9,6	75	0,16
AS 3/8-VE	Verde	15,5x9,6	75	0,16
AS 3/8-NE	Negro	15,5x9,6	75	0,16
AS 1/2-AZ	Azul	18,7x12,7	90	0,19
AS 1/2-RO	Rojo	18,7x12,7	90	0,19
AS 1/2-VE	Verde	18,7x12,7	90	0,19
AS 1/2-NE	Negro	18,7x12,7	90	0,19
AS 3/4-AZ	Azul	26,5x19,2	135	0,34
AS 3/4-RO	Rojo	26,5x19,2	135	0,34
AS 3/4-VE	Verde	26,5x19,2	135	0,34
AS 3/4-NE	Negro	26,5x19,2	135	0,34





# ENROLLADORES AUTOMÁTICOS

# ENROLLADORES AUTOMÁTICOS SERIE 500

## SERIES 500 AUTOMATIC REELS



**PRESIÓN DE TRABAJO:** 15 BAR  
**Working Pressure:** 15 BAR



**APLICACIONES:** INDICADOS PARA LA CONDUCCIÓN DE AIRE COMPRIMIDO, NITRÓGENO Y AGUA. SU UTILIZACIÓN AYUDA A MEJORAR EL ENTORNO Y ERGONOMÍA DEL PUESTO DE TRABAJO. GRAN RESISTENCIA A LA CORROSIÓN.

**Applications:** Indicated for conducting compressed air, nitrogen and water. Its use helps to improve the environment and workplace ergonomics. High resistance to corrosion.



**CARACTERÍSTICAS:** CARENADO FABRICADO EN ALUMINIO CON RECUBRIMIENTO EPOXY DE COLOR AZUL. MANGUERA DE SERVICIO DE PVC CON REFUERZO TEXTIL CON TERMINAL PENSADO CON MUELLE DE PROTECCIÓN. RECOGIDA AUTOMÁTICA DE LA MANGUERA. SOPORTE METÁLICO DE ANCLAJE PIVOTANTE. INCLUYE MANGUERA DE ACOMETIDA DE PVC CON REFUERZO TEXTIL DE 60 CMS. DE LONGITUD SIN RACOR. INCLUYE DECLARACIÓN C.E. DE CONFORMIDAD PARA MÁQUINAS SEGÚN DIRECTIVA 2006/42/CE. INDICADOS PARA TRABAJAR A LA INTEMPERIE, LA CARENA PROTEGE LA MANGUERA DE LA ACCIÓN SOLAR. DISEÑO COMPACTO DE REDUCIDAS DIMENSIONES

**Features:** Fairing made of aluminum with epoxy coating blue. Service PVC hose with textile reinforcement pressing spring capping. Maximum working pressure: 20 bar. Automatic collection hose. Metal bracket pivotally anchor. Includes PVC inlet hose with textile reinforcement 60 cms. length (without fitting). Includes Declaration C.E. of Conformity for machines to Directive 2006/42 / EC. Suitable for working outdoors, the hull protects the hose from solar action. Compact design with small footprint.

### 50011



REFERENCIA	ROSCA TUBO DE SERVICIO	TUBERÍA (Exterior / Interior)	LONGITUD DE MANGUERA (m)
500117.15-8	Racor rosca macho R 1/4"	Diámetro exterior 12 mm. Diámetro interior 8 mm.	15
500118.12-10	Racor rosca macho R 3/8"	Diámetro exterior 14 mm. Diámetro interior 10 mm	12

# ENROLLADORES AUTOMATICOS

## AUTOMATIC REELS



**APLICACIONES:** AIRE COMPRIMIDO Y AGUA.  
**Applications:** Compressed air & water



**CARACTERÍSTICAS:** CARCASA AZUL ANTIIMPACTOS FABRICADA EN POLIPROPILENO DE GRAN CALIDAD. TUBERÍA DE PVC CON REFUERZO TEXTIL (EN-0808 NEGRA Y EN1015 AMARILLA). INCORPORA TRAMO DE MANGUERA DE ENTRADA PARA PERMITIR UNA CÓMODA CONEXIÓN A LA RED. SOPORTE METÁLICO ORIENTABLE 180°. SISTEMA AUTOMÁTICO DE RETENCIÓN DE MANGUERA A LA LONGITUD DESEADA. PRESIÓN NOMINAL: 20 BAR.

**Features:** Blue Casing made of high quality polypropylene. PVC pipe with textile reinforcement (EN-0808 black and yellow EN1015). Incorporates inlet hose section to allow convenient connection to the network. Adjustable metal bracket 180. Automatic retention hose to the desired length. Nominal pressure: 20 bar

# EN



REFERENCIA	DIMENSIONES APROXIMADAS (LARGO X ALTO X ANCHO) (mm)	ROSCA ENTRADA Y SALIDA	DIÁMETRO INT. X EXT MANGUERA (mm)	LONGITUD DE MANGUERA (m)
EN-0808	346 x 311 x 161	Macho R 1/4"	8x12	8
EN-1015	445 x 400 x 220	Macho R 3/8"	10x15	15

## ENROLLADORES AUTOMÁTICOS METAL HOSE REEL



**APLICACIONES:** Aire comprimido, especialmente diseñado para talleres de maquinaria de obra pública, camiones, autobuses, etc. Agua, uso industrial

**Applications:** Compressed air, workshops specially designed for public works machinery, trucks, buses, etc. Water, industrial use



**CARACTERÍSTICAS:** TAMBOR METÁLICO ABIERTO DE COLOR AZUL. TUBERÍA DE CAUCHO CON REFUERZO TEXTIL. SISTEMA AUTOMÁTICO DE RETENCIÓN DE MANGUERA A LA LONGITUD DESEADA. SE PUEDE INSTALAR INDISTINTAMENTE EN TECHO, PARED O SUELO. OPCIONALMENTE, SE PUEDE SUMINISTRAR SOPORTE GIRATORIO PARA PARED. PRESIÓN NOMINAL 20 BAR.

**Features:** Metal Drum open blue.

Rubber tubing with textile reinforcement. Automatic retention hose to the desired length. It can be installed either ceiling, wall or floor. Optionally, can be supplied swivel wall bracket. Nominal pressure 20 bar



REFERENCIA	DIMENSIONES APROXIMADAS (LARGO X ALTO X ANCHO) (mm)	ROSCA DE ENTRADA Y SALIDA	DIÁMETRO INT. MANGUERA (mm)	LONGITUD DE MANGUERA (m)
EN-1020-MA	520 x 530 x 214	Macho R 3/8"	10	20
SOP-PAR	240 x 204 x 134	---	---	---